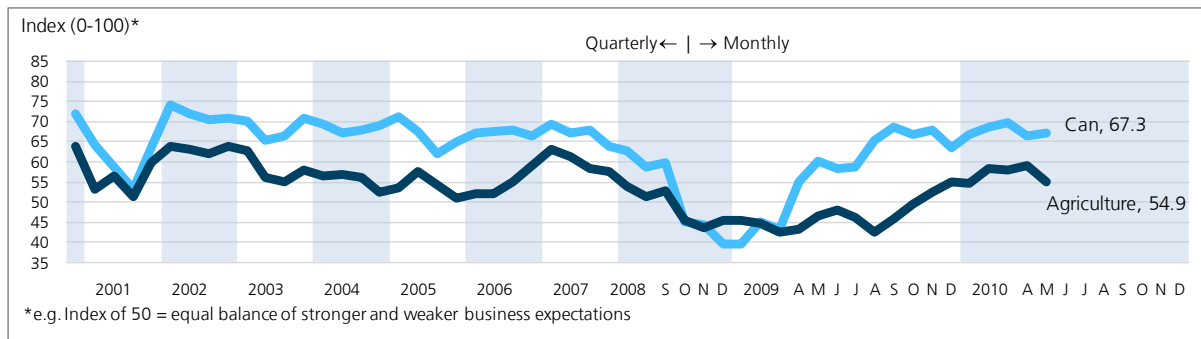


# Agriculture Business Barometer

June 2, 2010

March - May 2010 Results

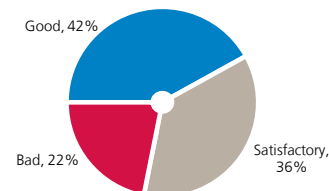
## Business Barometer Index



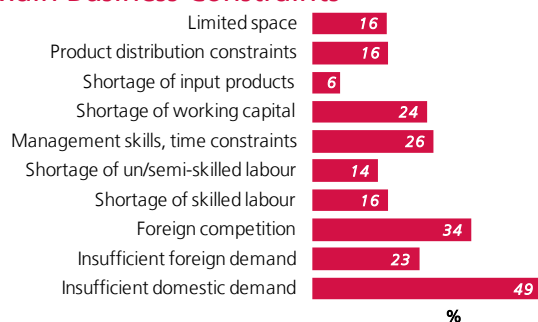
## Leading Indicators

	Unfilled customer orders	Staff overtime
	% resp.	% resp.
Above normal	5	4
Normal	66	68
Below normal	29	28

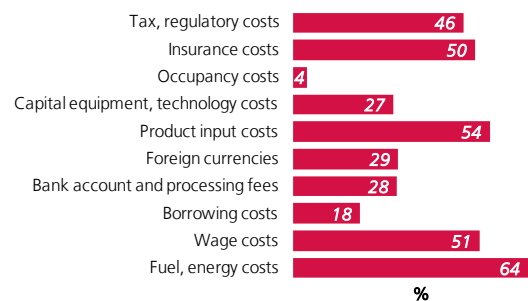
## Overall State of Business



## Main Business Constraints



## Major Cost Concerns



## Employment Plans, next 3-4 months

	Full-time	Part-time
	% resp.	% resp.
Increase	14	24
No change	69	65
Decrease	17	11

## Financing Availability

	% resp.
Have access to all business credit required	58
Have access to most business credit required	23
Have access to only some business credit required	7
Don't have access to any business credit	3
Not applicable, do not require credit	9