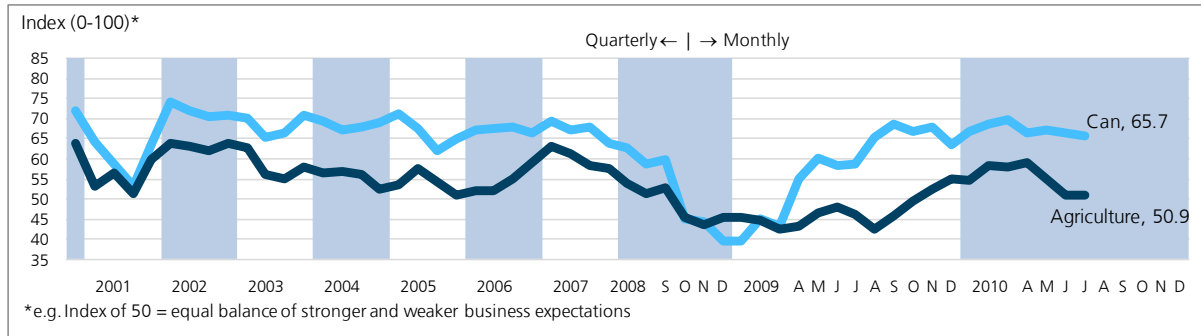


Agriculture Business Barometer

August 4, 2010

May - July 2010 Results

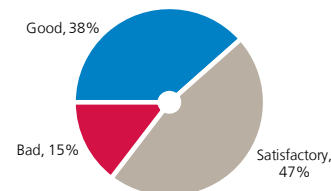
Business Barometer Index




Leading Indicators

	Unfilled customer orders	Staff overtime
	% resp.	% resp.
Above normal	1	14
Normal	73	61
Below normal	26	25

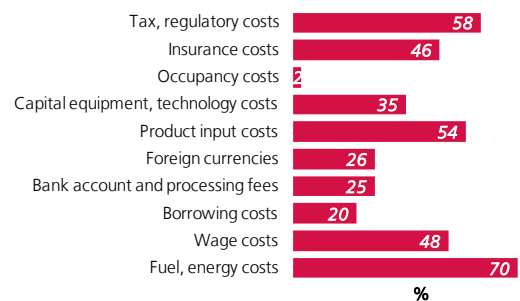
Overall State of Business



Main Business Constraints



Major Cost Concerns



Employment Plans, next 3-4 months

	Full-time	Part-time
	% resp.	% resp.
Increase	6	13
No change	76	67
Decrease	18	20

Financing Availability

	% resp.
Have access to all business credit required	47
Have access to most business credit required	29
Have access to only some business credit required	16
Don't have access to any business credit	2
Not applicable, do not require credit	6