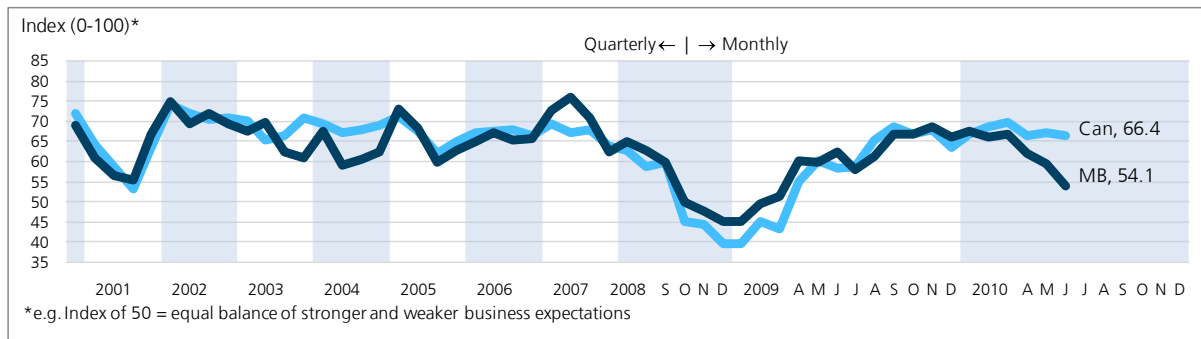


Manitoba Business Barometer

July 7, 2010

April - June 2010 Results

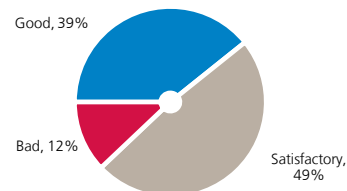
Business Barometer Index



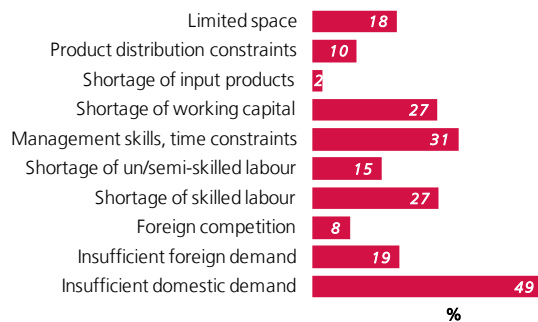
Leading Indicators

	Unfilled customer orders	Staff overtime
	% resp.	% resp.
Above normal	15	5
Normal	57	56
Below normal	28	39

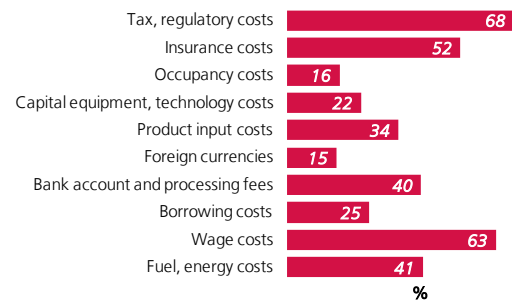
Overall State of Business



Main Business Constraints



Major Cost Concerns



Employment Plans, next 3-4 months

	Full-time	Part-time
	% resp.	% resp.
Increase	17	20
No change	77	68
Decrease	6	12

Financing Availability

	% resp.
Have access to all business credit required	63
Have access to most business credit required	9
Have access to only some business credit required	16
Don't have access to any business credit	3
Not applicable, do not require credit	9