



**CANADIAN FEDERATION
OF INDEPENDENT BUSINESS**

In business for your business™

COVID-19: State of Small Business

Key results – Week 19

2020-08-05

Overview

During the COVID-19 pandemic, **CFIB** has been sending frequent “Your Business and COVID-19” surveys to our members to understand how businesses are being impacted, how they are adapting to the “new normal” and what support they need.

<i>Survey</i>	<i>Active dates</i>	<i>Sample</i>
No. 1	March 13-21	n = 10,092
No. 2	March 20-26	n = 13,362
No. 3	March 27-April 2	n = 12,632
No. 4	April 3-9	n = 13,021
No. 5	April 10-16	n = 11,850
No. 6	April 17-23	n = 9,712
No. 7	April 24-30	n = 9,932
No. 8	May 1-7	n = 8,907
No. 9	May 8-14	n = 8,013

<i>Survey</i>	<i>Active dates</i>	<i>Sample</i>
No. 10	May 15-21	n = 7,493
No. 11 (week 1)	May 22-28	n = 6,246
No. 11 (week 2)	May 29-June 5	n = 8,886
No. 12	June 6-11	n = 6,065
No. 13	June 12-18	n = 5,431
No. 14	June 19-25	n = 5,191
No. 15	June 26-July 3	n = 4,708
No. 16	July 3-July 16	n = 4,865
No. 17	July 17-July 30	n = 5,423
No. 18	July 31-TBD	n = 4,669

Note: Decline in the number of responses in later surveys is normal, given the comparatively large sample sizes attained in earlier surveys. It could also be the consequence of other factors, such as survey fatigue, increased competition for respondents’ attention and time, a switch from an “emergency situation” to a “new normal”, etc.

Methodology



Online survey (*Your Business and COVID-19 – Survey Number Eighteen*), started [July 31](#).



So far, Survey Number Eighteen has received a total of [4,669 responses](#) from small business across Canada.



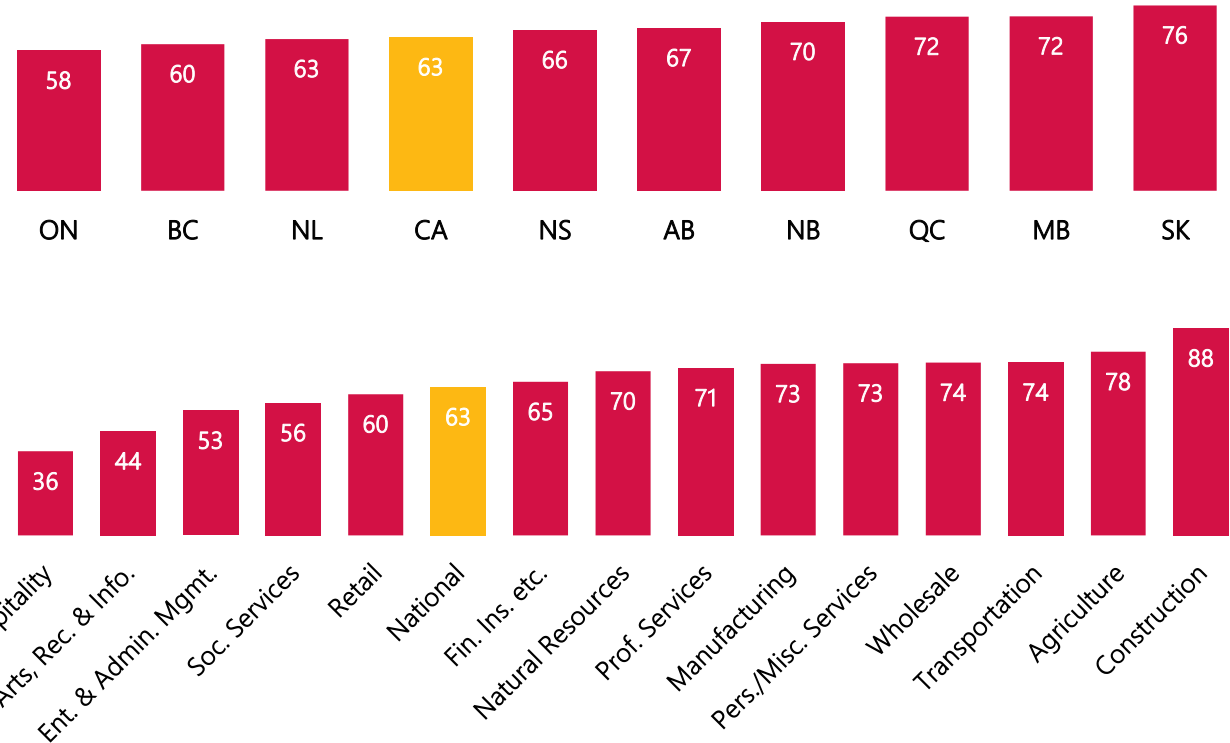
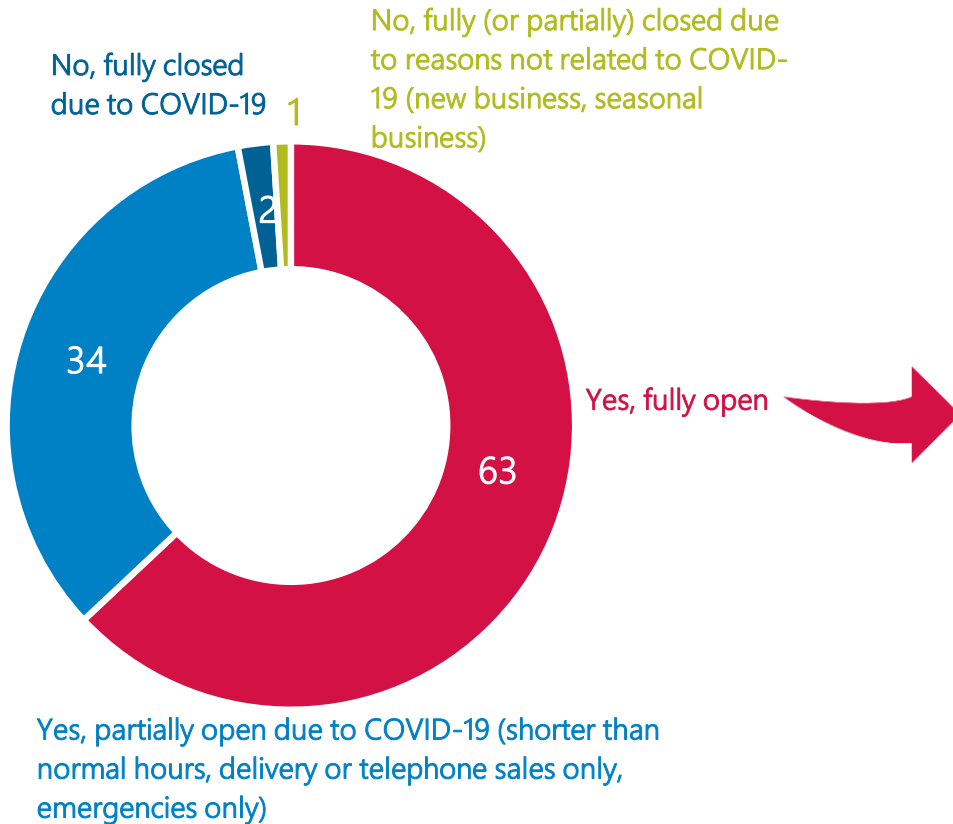
For comparison purposes, a probability sample with the same number of respondents would have a margin of error of [+/-1.4%](#), 19 times out of 20.



Note on the next pages: The percentage of responses in charts may not always add up to 100%, due to rounding or multiple choice responses. There are instances in in this briefing that we do not report on certain provinces and sectors, as the sample size is less than 40 respondents.

As of today, is your business still open?

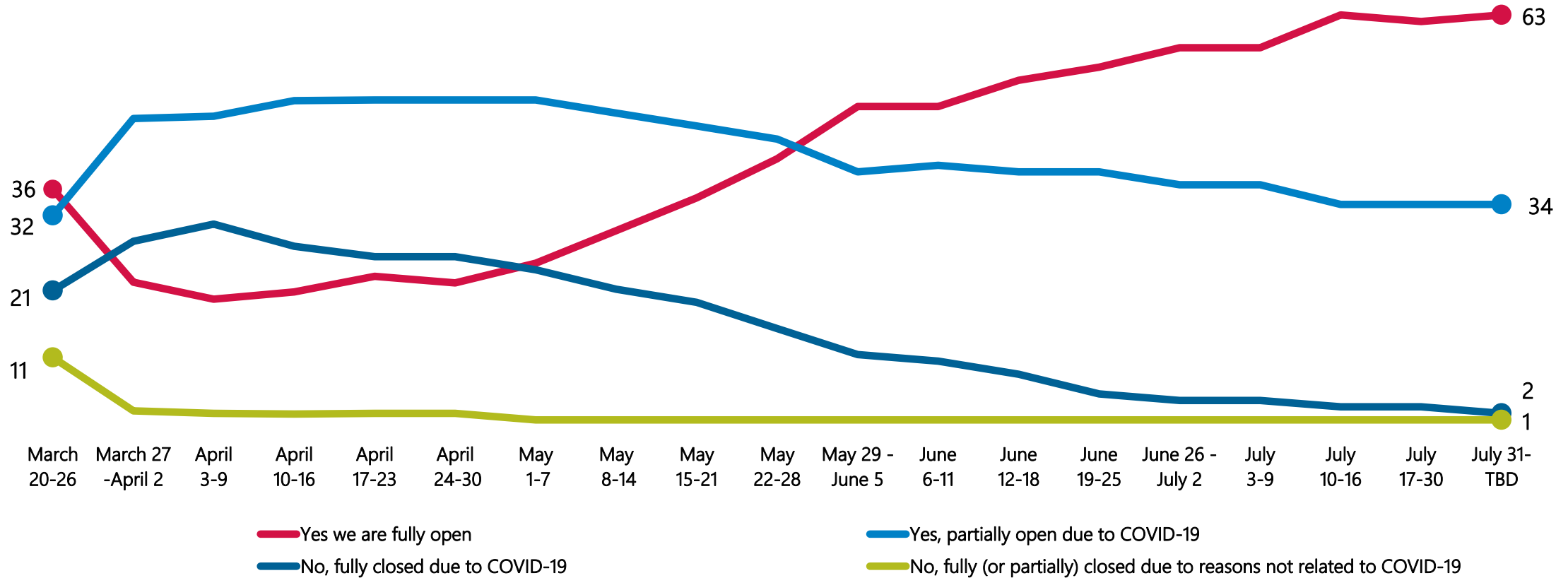
(% response)



Source: CFIB, Your Business and COVID-19 – Survey Number Eighteen, July 31-TBD, 2020, preliminary results, n = 4,643.

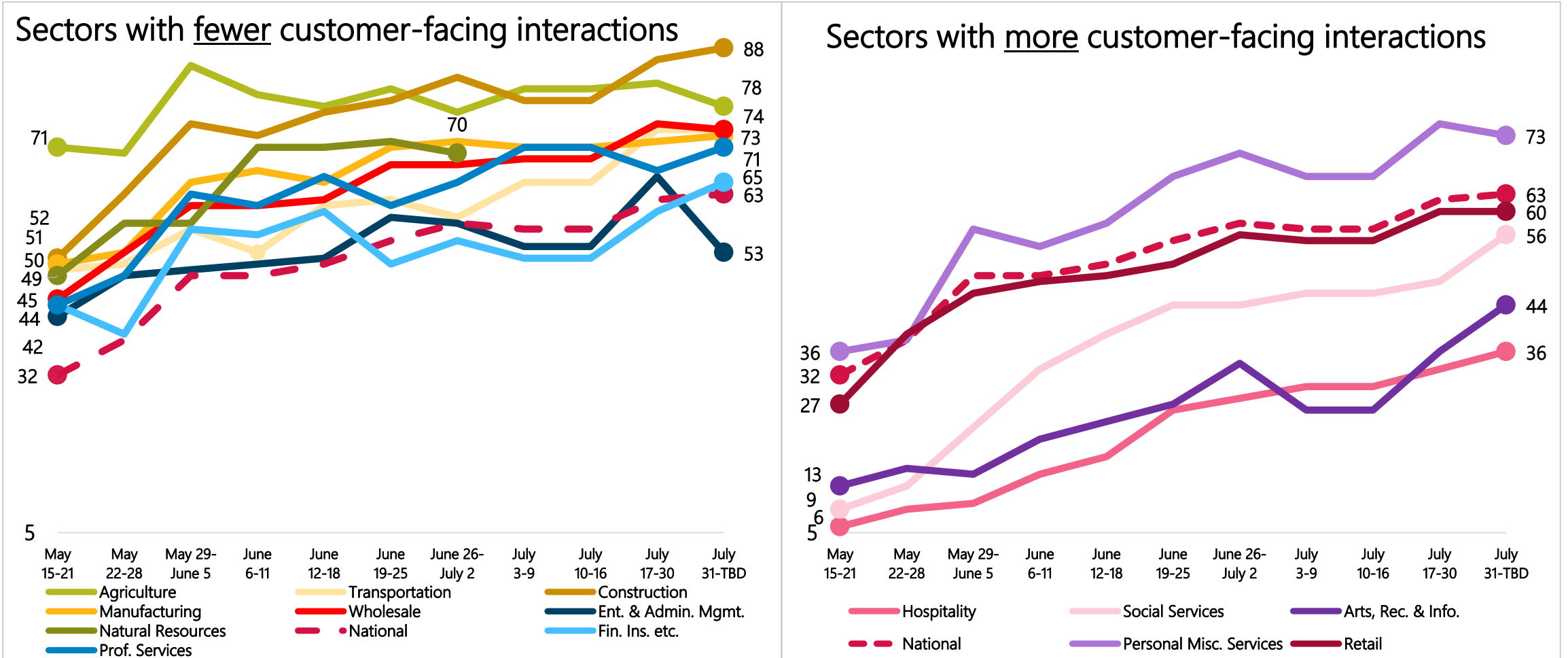
As of today, is your business still open?

(% response)



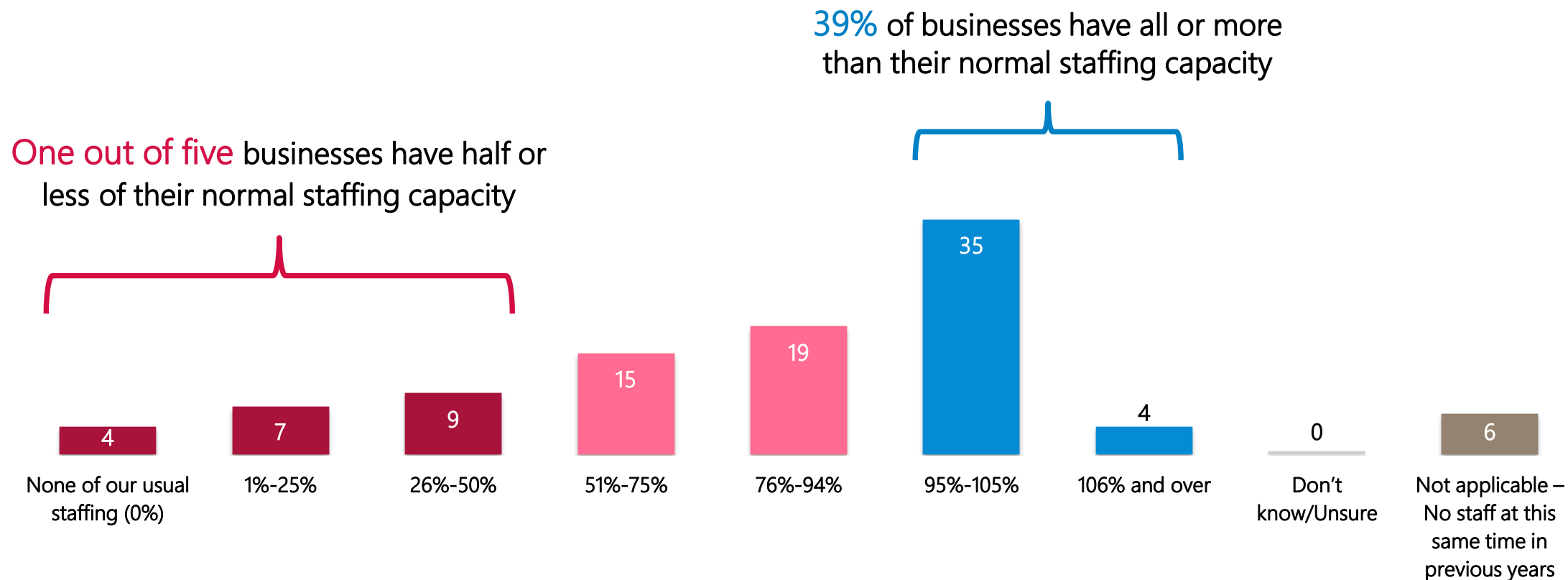
Fully open, by sector

(% response)



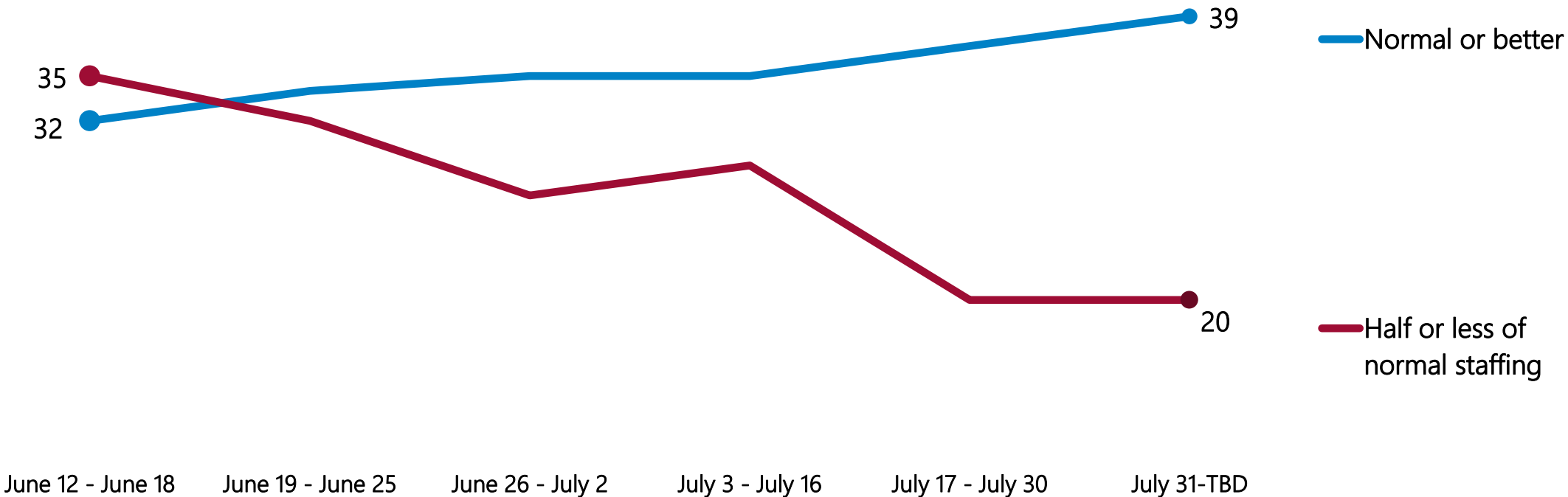
Note: After June 26-July 2 sample sizes for natural resources too low to share.

How much of your *usual* staffing capacity *for this time of year* is your business currently using? (% response)



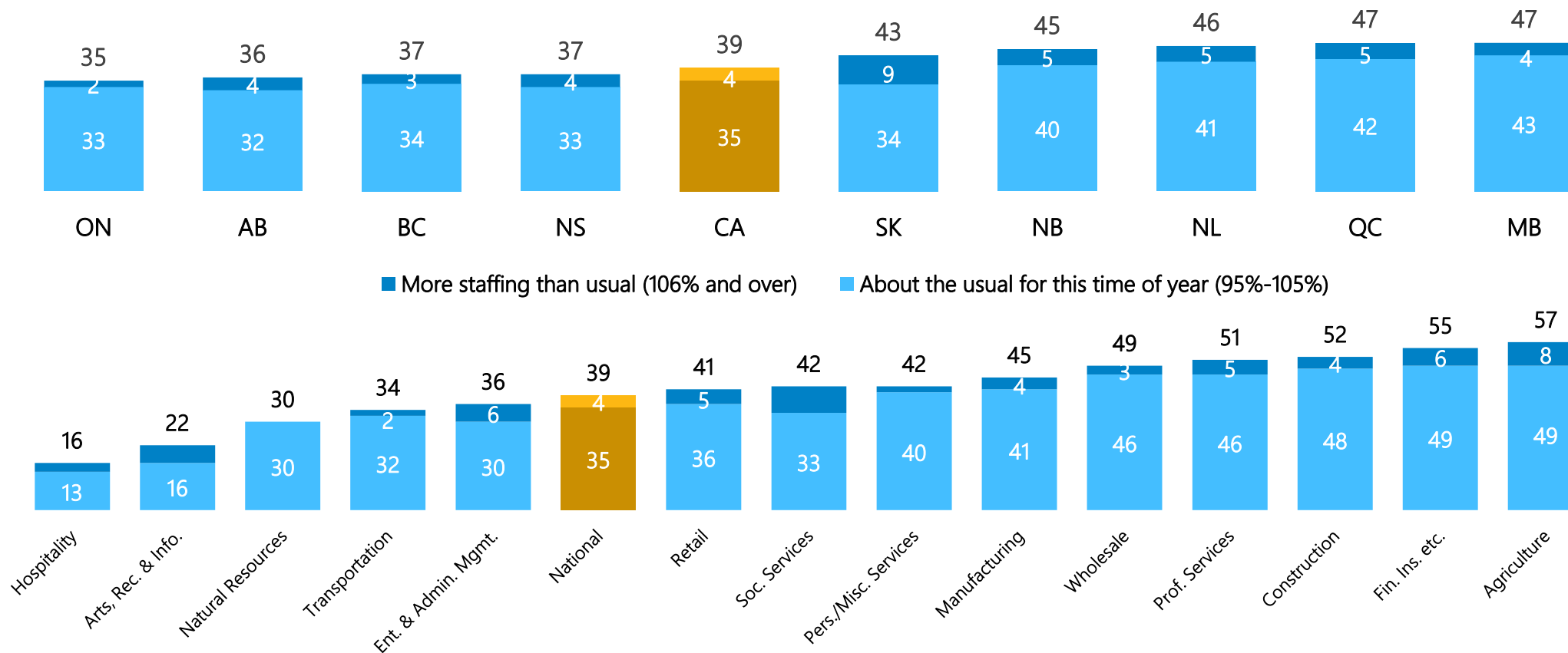
Source: CFIB, Your Business and COVID-19 – Survey Number Eighteen, July 31-TBD, 2020, preliminary results, n = 4,607.
Note: Percentages may not add to 100% due to rounding.

How much of your *usual* staffing capacity *for this time of year* is your business currently using? (% response)



How much of your *usual* staffing capacity *for this time of year* is your business currently using?

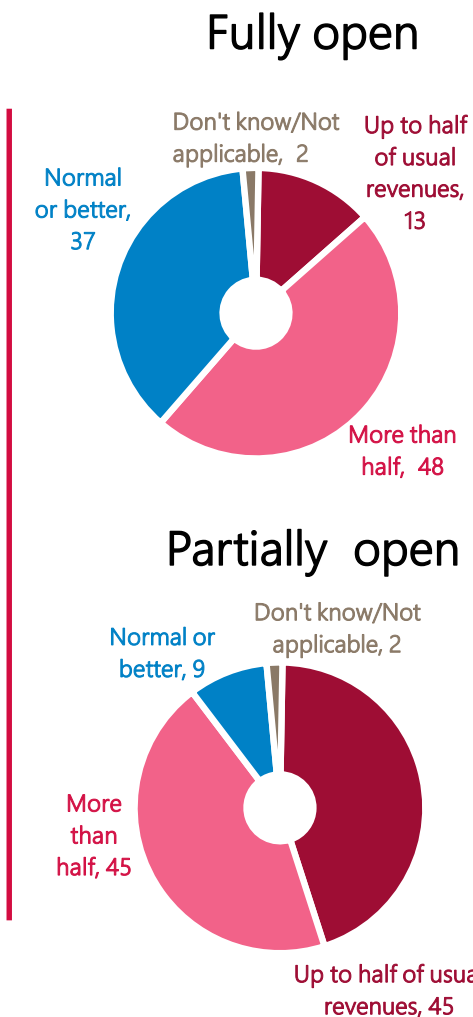
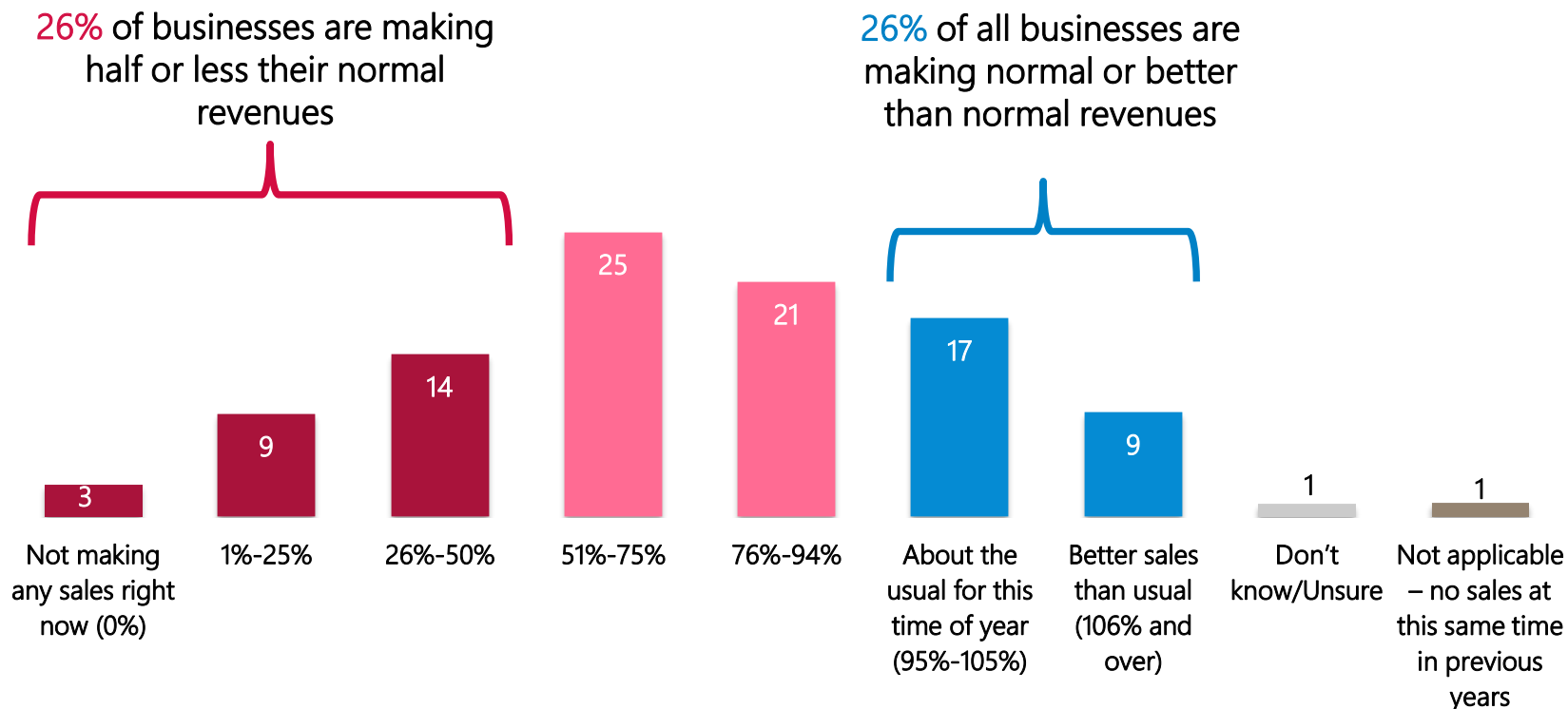
(by province and sector, % response)



Source: CFIB, Your Business and COVID-19 – Survey Number Eighteen, July 31-TBD, 2020, preliminary results, n = 4,607.

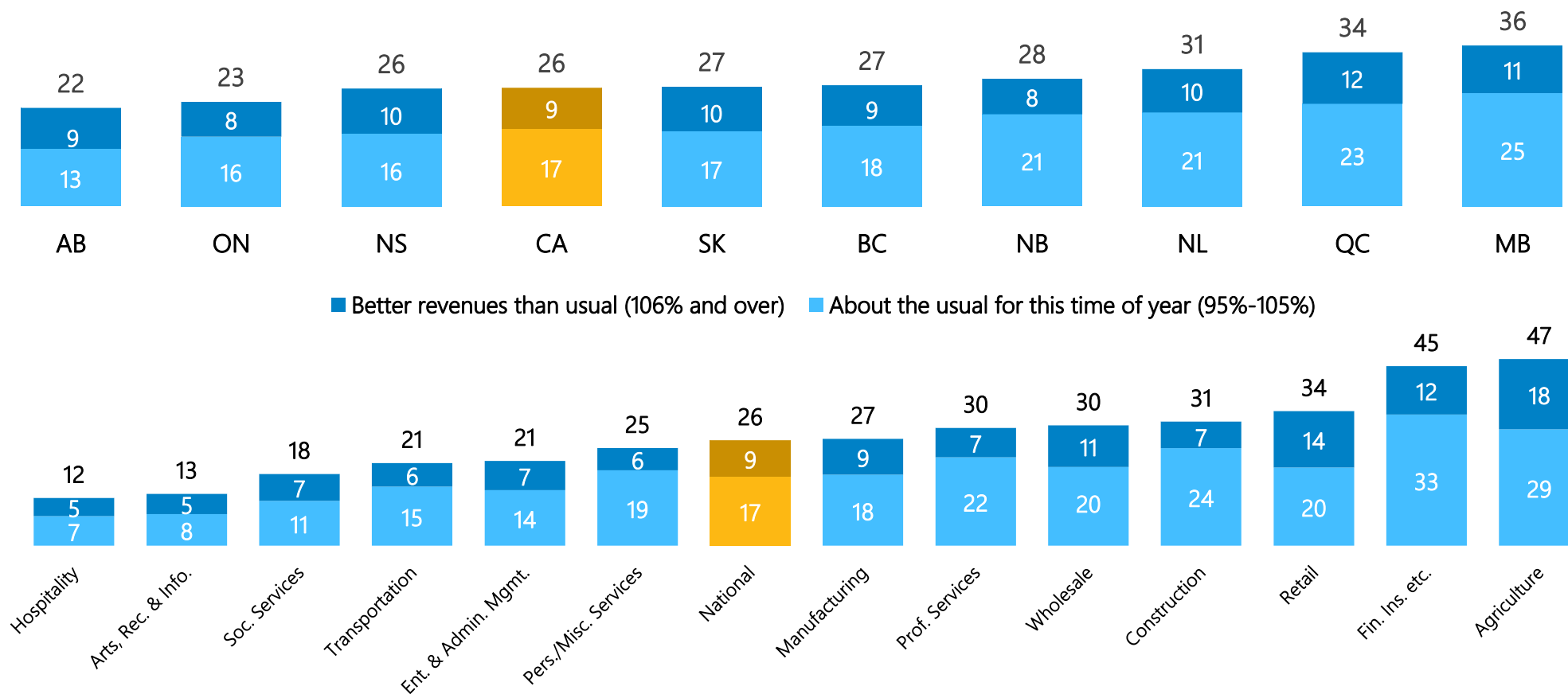
How much of your *usual* revenues *for this time of year* is your business currently making?

(% response)



Source: CFIB, Your Business and COVID-19 – Survey Number Eighteen, July 31-TBD, 2020, preliminary results, n = 4,521.
 Note: Percentages may not add to 100% due to rounding.

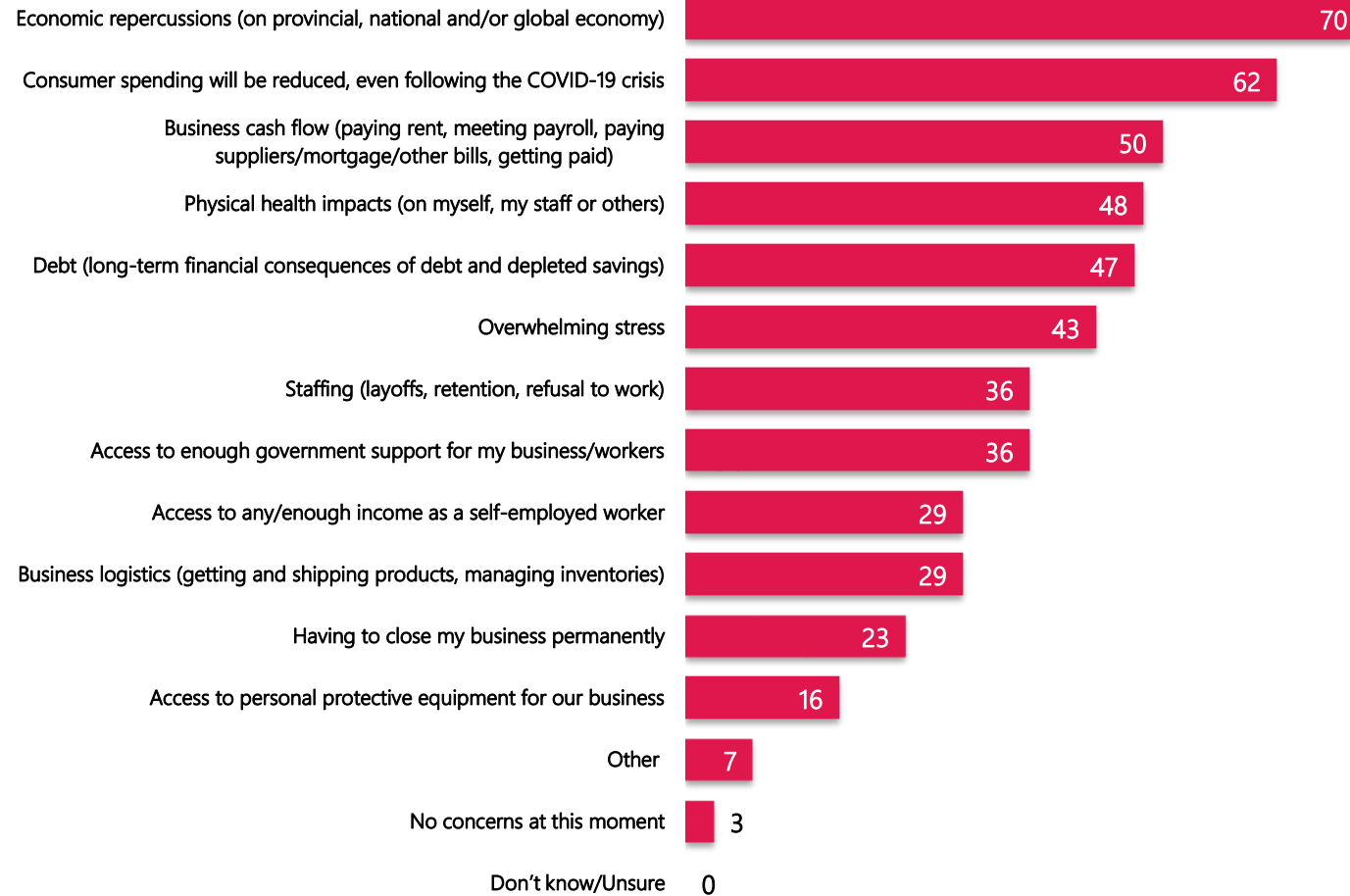
How much of your *usual* revenues *for this time of year* is your business currently making? (by province and sector, % response)



Source: CFIB, Your Business and COVID-19 – Survey Number Eighteen, July 31-TBD, 2020, preliminary results, n = 4,521.

What worries you most about COVID-19?

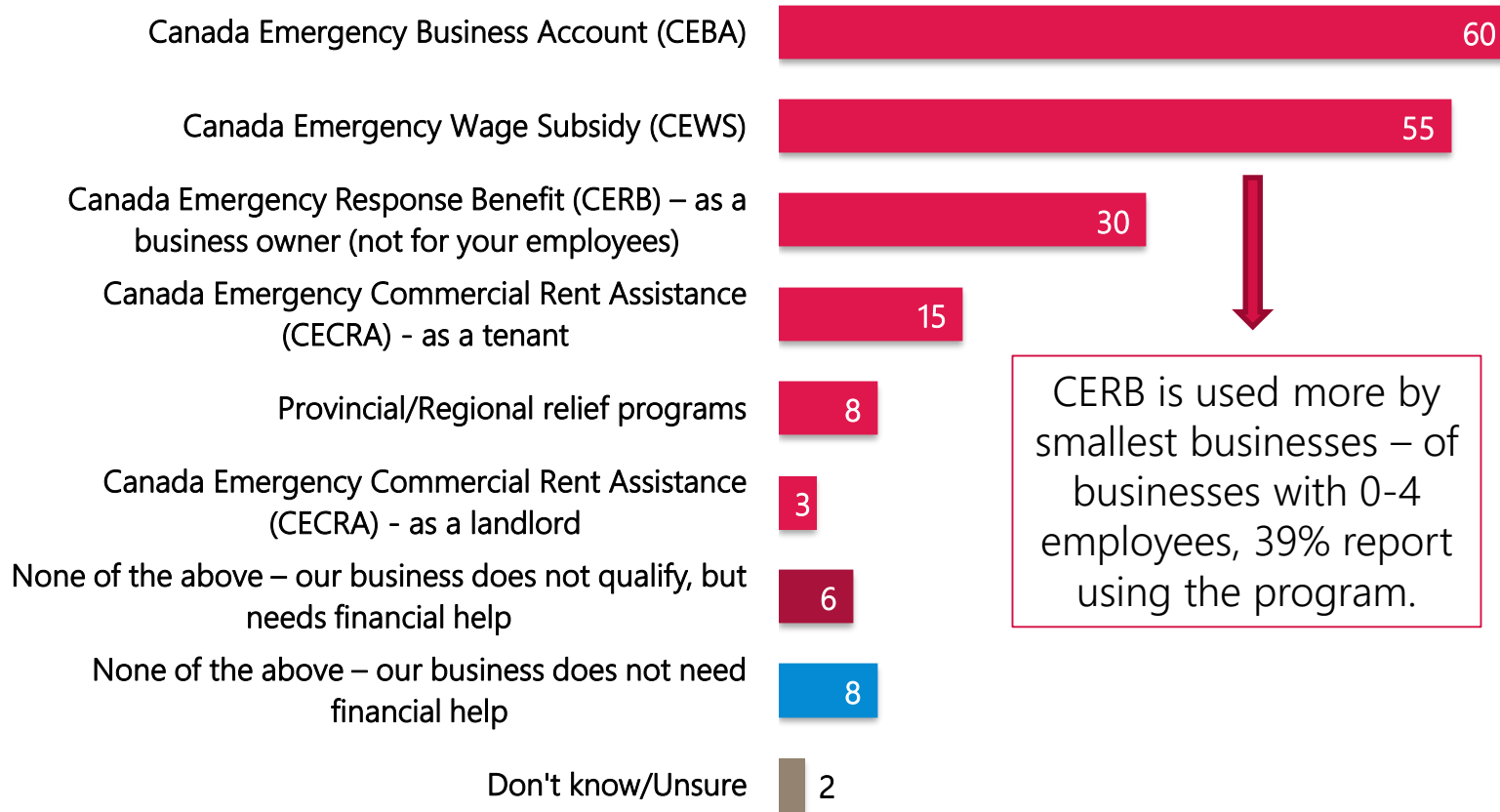
(Select all that apply, % response)



		This week	
		Change from last survey	Most concerned sector
↗	+1	Transportation (+8)	
↘	-2	Hospitality (+9)	
↘	-4	Arts & Rec (+22)	
↘	-2	Hospitality (+9)	
↘	-5	Arts & Rec (+23)	
↘	-1	Hospitality (+11)	
=	0	Hospitality (+17)	
↘	-1	Hospitality (+9)	
↘	-2	Soc. Services (+17)	
=	0	Wholesale (+14)	
↘	-1	Hospitality (+17)	
↘	-1	Soc. Services (+15)	
=	0	Ent. & Admin. (+7)	
↗	+1	Agriculture (+5)	
=	0	Nat. Resources . (+3)	

Source: CFIB, Your Business and COVID-19 – Survey Number Eighteen, July 31-TBD, 2020, preliminary results, n = 4,546.
 Note: Respondents were allowed to select more than one answer choice. Percentages will not add to 100%.

Which government relief programs has your business used? (% response)



CERB is used more by smallest businesses – of businesses with 0-4 employees, 39% report using the program.

	Fully open	Partially open*	Fully closed*
Canada Emergency Business Account (CEBA)	58	64	54
Canada Emergency Wage Subsidy (CEWS)	54	59	23
Canada Emergency Response Benefit (CERB) – as a business owner (not for your employees)	24	39	55
Canada Emergency Commercial Rent Assistance (CECRA) - as a tenant	10	26	17
Provincial/Regional relief programs	6	10	8
Canada Emergency Commercial Rent Assistance (CECRA) - as a landlord	2	4	2
None of the above – our business does not qualify, but needs financial help	5	7	12
None of the above – our business does not need financial help	10	3	3
Don't know/Unsure	2	1	0

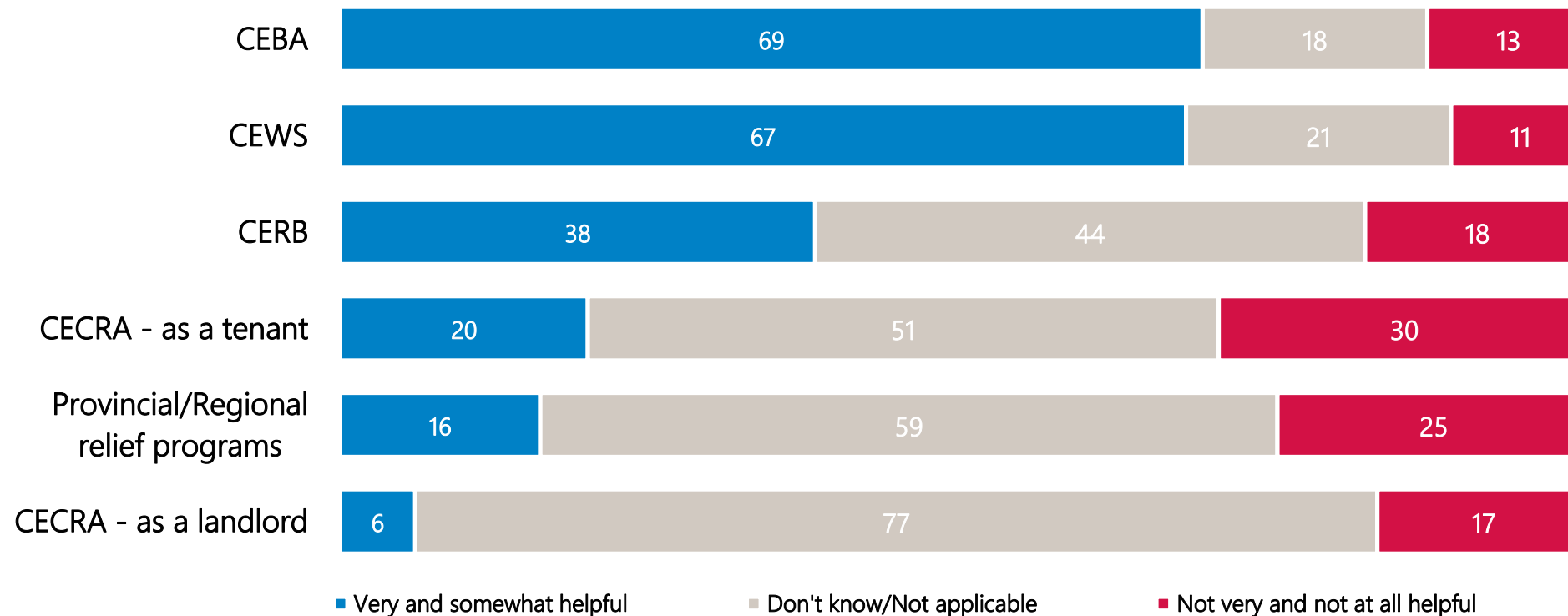
Source: CFIB, Your Business and COVID-19 – Survey Number Eighteen, July 31-TBD, 2020, preliminary results, n = 4,476.

Notes: 1) *Businesses that are partially open or fully closed due to COVID-19.

2) Respondents were allowed to select more than one answer choice. Percentages will not add to 100%.

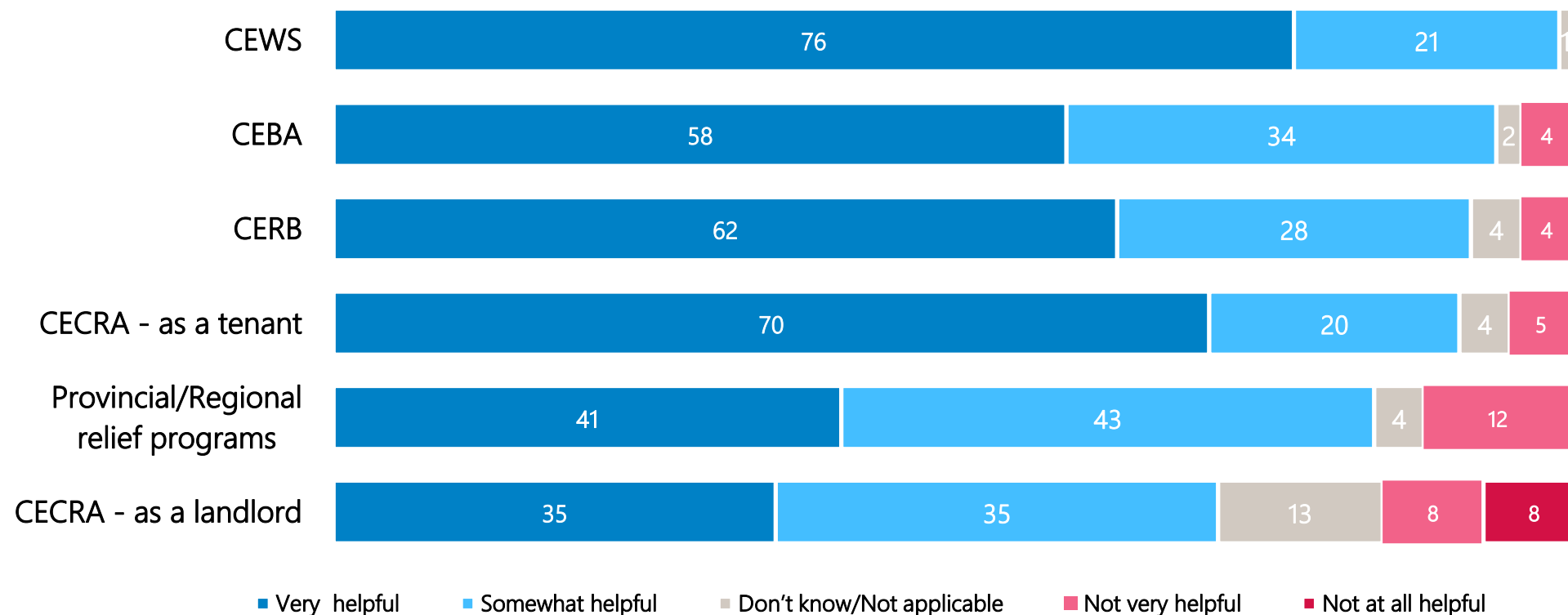
Please indicate how helpful the following relief programs are in addressing your business's challenges with the COVID-19 crisis.

(% response)



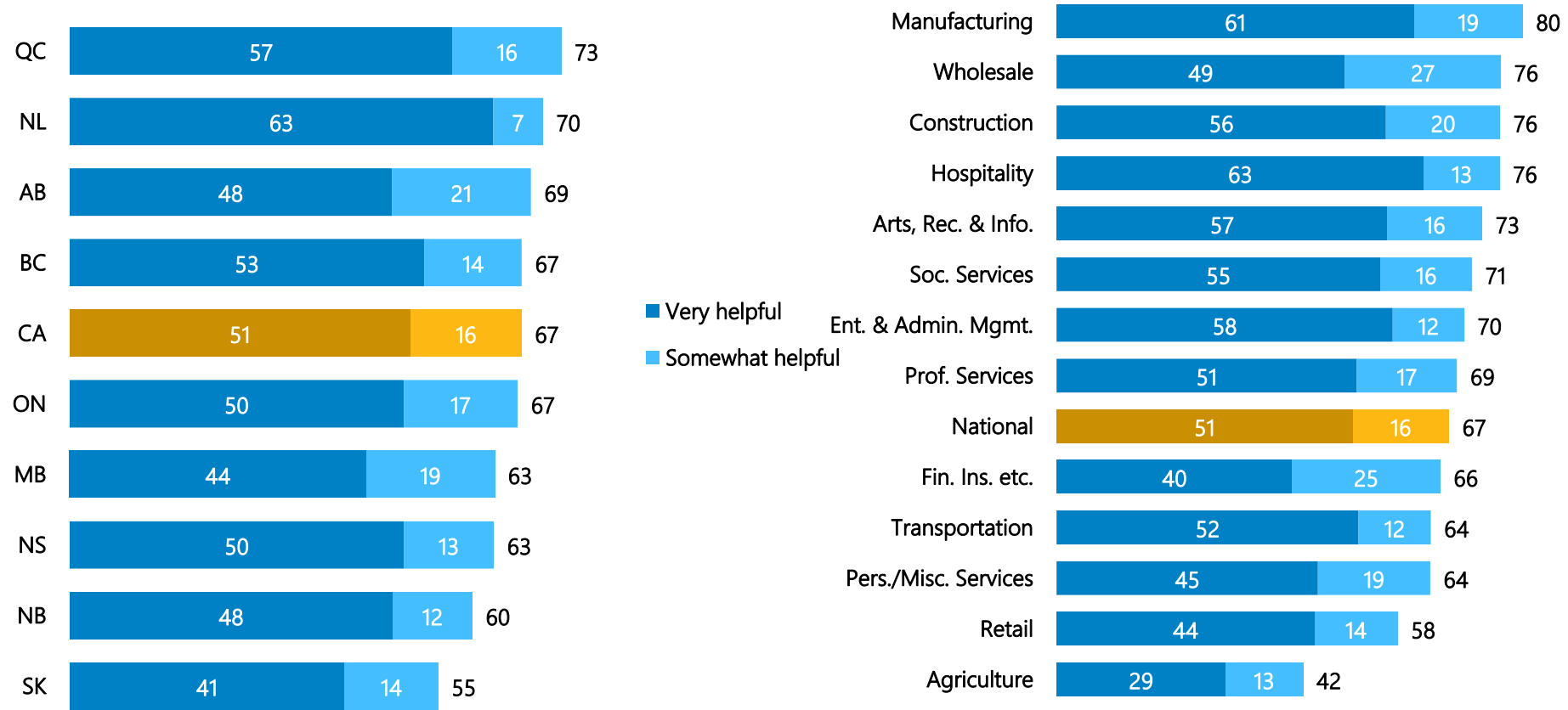
Source: CFIB, Your Business and COVID-19 – Survey Number Eighteen, July 31-TBD, 2020, preliminary results, n = 3,590.
Note: Percentages may not add to 100% due to rounding.

Of businesses that have used the program – Please indicate how helpful the following government relief programs are in addressing your business’s challenges with the COVID-19 crisis. (% response)



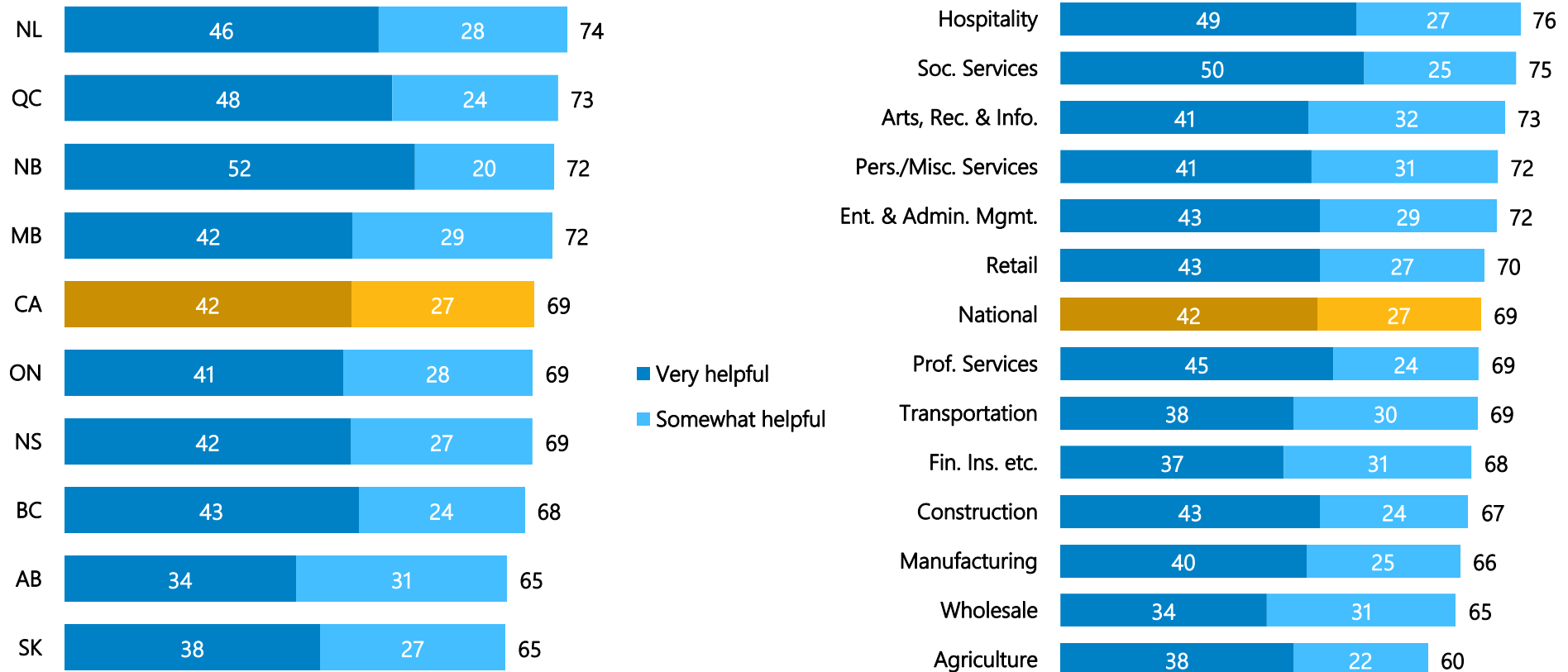
Source: CFIB, Your Business and COVID-19 – Survey Number Eighteen, July 31-TBD, 2020, preliminary results, n = 3,590.
 Note: Percentages may not add to 100% due to rounding.

CEWS (all respondents) – Please indicate how helpful the following government relief programs are in addressing your business’s challenges with the COVID–19 crisis. (by province and sector, % response)



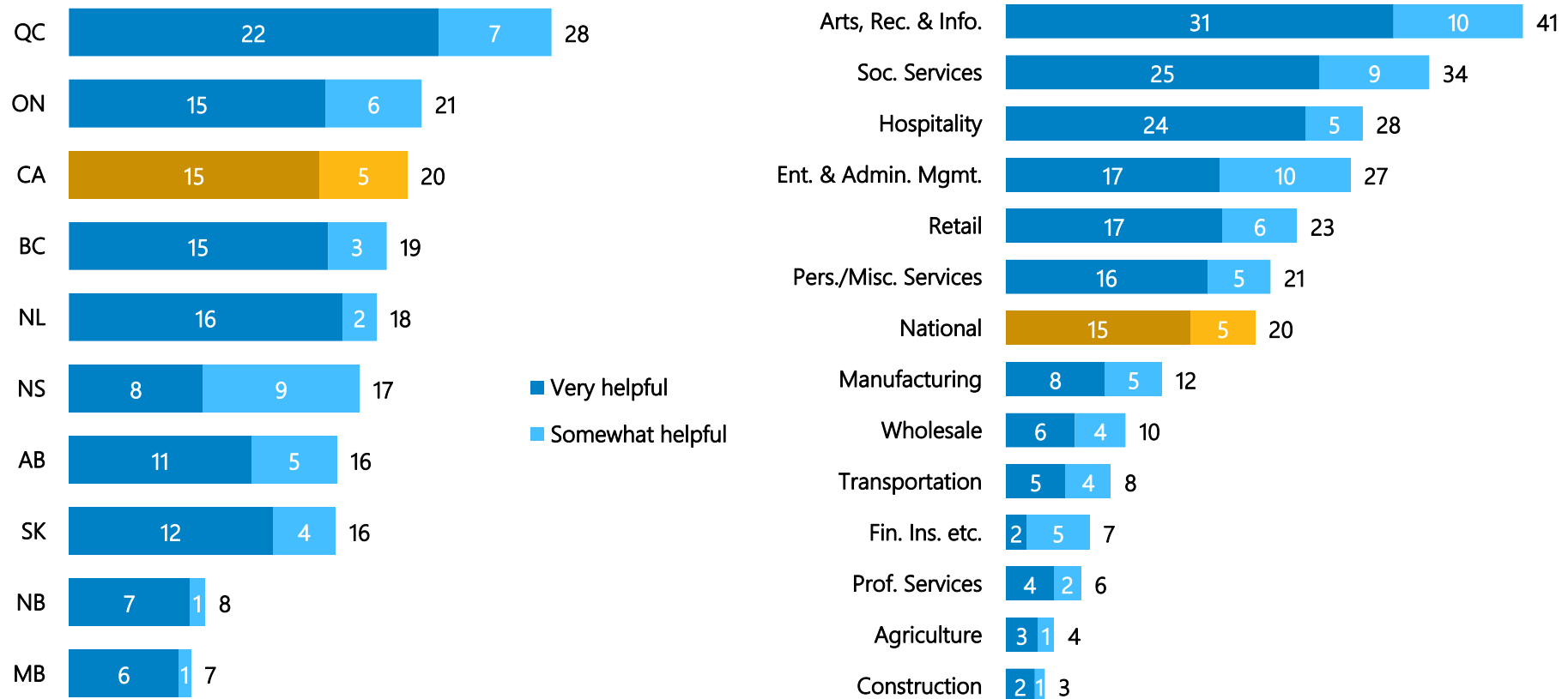
Source: CFIB, Your Business and COVID-19 – Survey Number Eighteen, July 31-TBD, 2020, preliminary results, n = 3,887.

CEBA (all respondents) – Please indicate how helpful the following government relief programs are in addressing your business’s challenges with the COVID–19 crisis. (by province and sector, % response)



Source: CFIB, Your Business and COVID-19 – Survey Number Eighteen, July 31-TBD, 2020, preliminary results, n = 3,855.

CECRA – as a commercial tenant (all respondents) – Please indicate how helpful the following government relief programs are in addressing your business’s challenges with the COVID-19 crisis. (by province and sector, % response)



Source: CFIB, Your Business and COVID-19 – Survey Number Eighteen, July 31-TBD, 2020, preliminary results, n = 3,688.

Now that the eligibility requirements for CEWS have changed, does your business intend to apply for the program going forward? (% response)

Of those have used the program previously

Of those that never used the program



Source: CFIB, Your Business and COVID-19 – Survey Number Eighteen, July 31-TBD, 2020, preliminary results, n = 2,581 and 2,139.

All respondents – Now that the eligibility requirements for CEWS have changed, does your business intend to apply for the program going forward? (by province and sector, % response)



Source: CFIB, Your Business and COVID-19 – Survey Number Eighteen, July 31-TBD, 2020, preliminary results, n = 4,461.

How should the federal government prioritize each of the following actions to support your business and economic recovery? (% response)

Better align CERB with incentives to work: (1) Ensure benefits stop if an employee is offered their pre-COVID job back (other than for sickness/family issues). (2) Allow CERB recipients to earn more than \$1000/month before benefits end.



Simplify application process for the wage subsidy (CEWS): (1) Reduce red tape involved in the application process and (2) ensure business owners and their family members working in the business can have some of their dividend income covered.



Expand CEBA: (1) Raise the loan from \$40,000 to \$60,000 and increase the portion forgiven from 25% to 50%. (2) Allow all businesses to participate.



Improve access to rent subsidy (CECRA): (1) Get rent support directly to the tenant, (2) reduce the requirement for a 70% revenue loss and (3) extend program over the summer.



■ Very and somewhat important

■ Don't know/Unsure

■ Not very or not at all important

Source: CFIB, Your Business and COVID-19 – Survey Number Eighteen, July 31-TBD, 2020, preliminary results, n = 4,194.