



**CANADIAN FEDERATION  
OF INDEPENDENT BUSINESS**

*In business for your business™*

# One Year In: Cannabis in the Workplace Survey

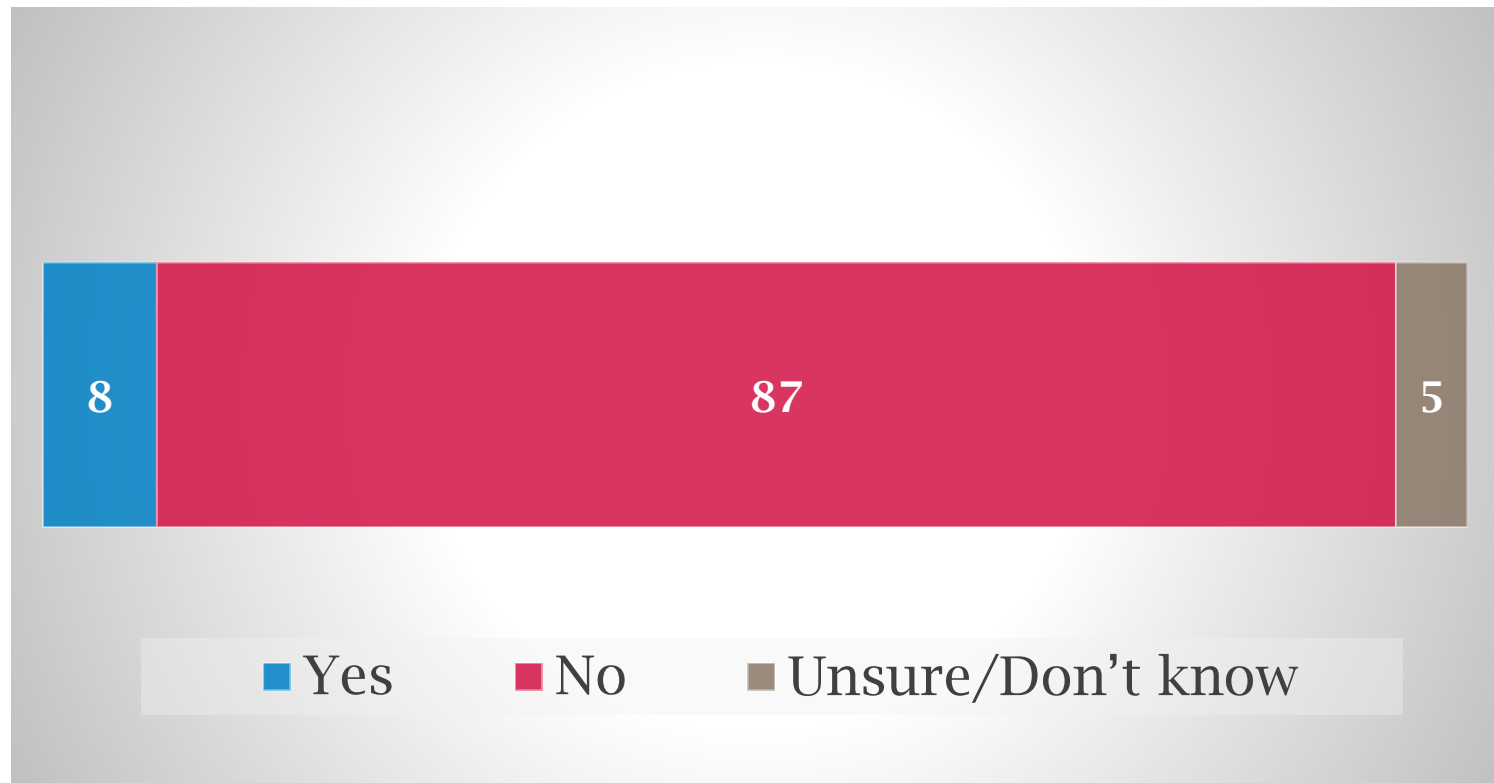
*Preliminary Results*

October 17, 2019

# Methodology

- Survey was conducted online October 9 – TBD (online).
- Received 5,710 responses from small business across Canada.
- For comparison purposes, a probability sample with the same number of respondents would have a margin of error of +/-1.3%, 19 times out of 20.

Q1. Have you had any cannabis-related incidents in your workplace since it was legalized on October 17, 2018?  
(% response)



Q1. Have you had any cannabis-related incidents in your workplace since it was legalized on October 17, 2018? (% response), by number of employees

		Column %							
		Totals	0-4	5 to 19	20-49	50-99	100-499	500+	Unclassified
Totals		5710	2305	2488	635	186	86	1	9
		100%	100%	100%	100%	100%	100%	100%	100%
Yes	Count	442	147	183	72	20	19	-	1
	%	8%	6%	7%	11%	11%	22%	-	11%
No	Count	4998	2073	2199	510	148	60	-	8
	%	87%	90%	89%	80%	79%	70%	-	89%
Unsure/ Don't Know	Count	270	85	106	53	18	7	1	-
	%	5%	4%	4%	9%	10%	8%	100%	-

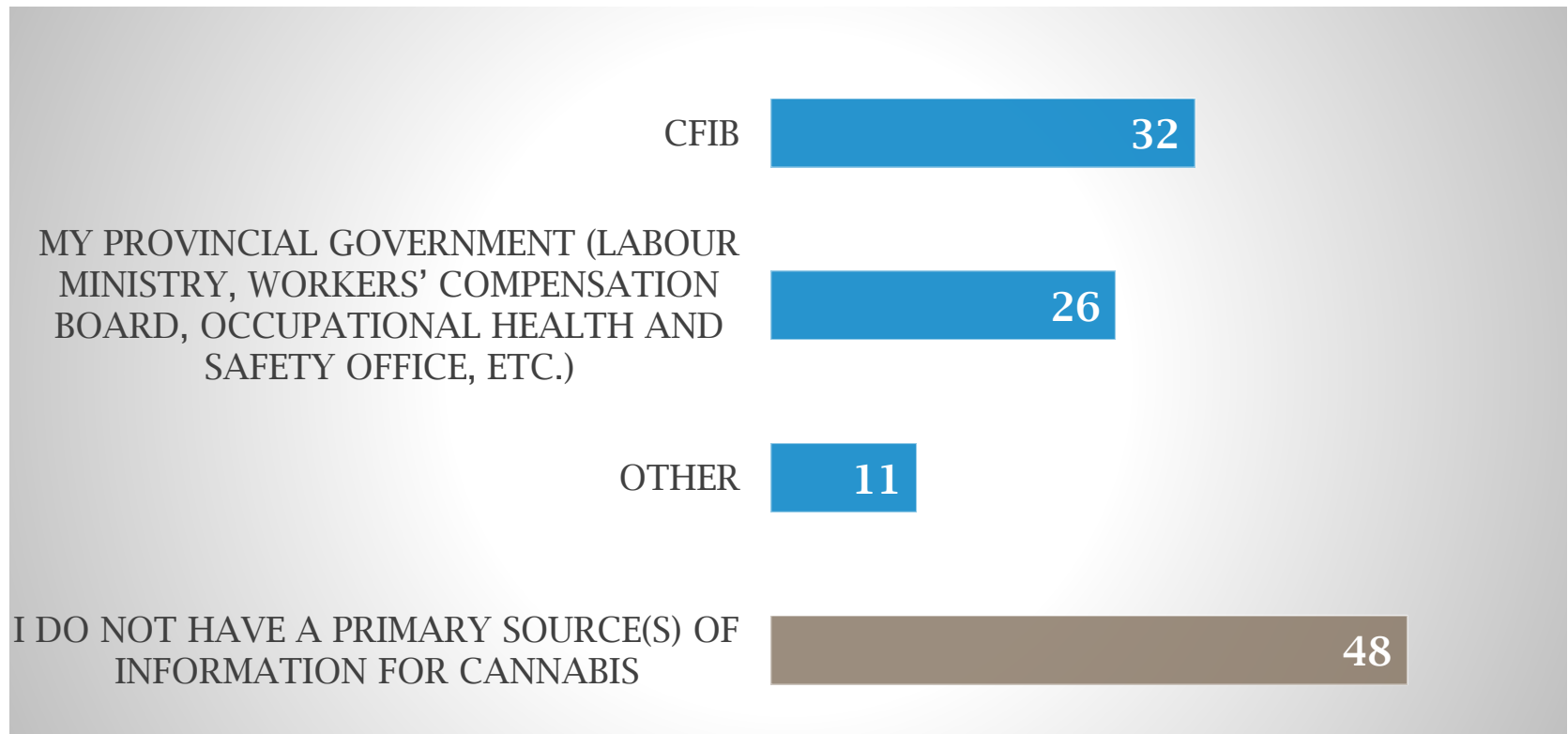
# Q1. Have you had any cannabis-related incidents in your workplace since it was legalized on October 17, 2018? (% response), by sector

		Column %							
		Total	Agriculture	Natural Resources	Construction	Manufacturing	Wholesale	Retail	Transportation
Total		5710	216	91	619	710	388	1247	181
		100%	100%	100%	100%	100%	100%	100%	100%
Yes	Count	442	18	10	62	48	12	85	15
	%	8%	8%	11%	10%	7%	3%	7%	8%
No	Count	4998	188	76	519	614	356	1114	160
	%	87%	87%	84%	84%	86%	92%	89%	89%
Unsure/ Don't Know	Count	270	10	5	38	48	20	48	6
	%	5%	5%	5%	6%	7%	5%	4%	3%

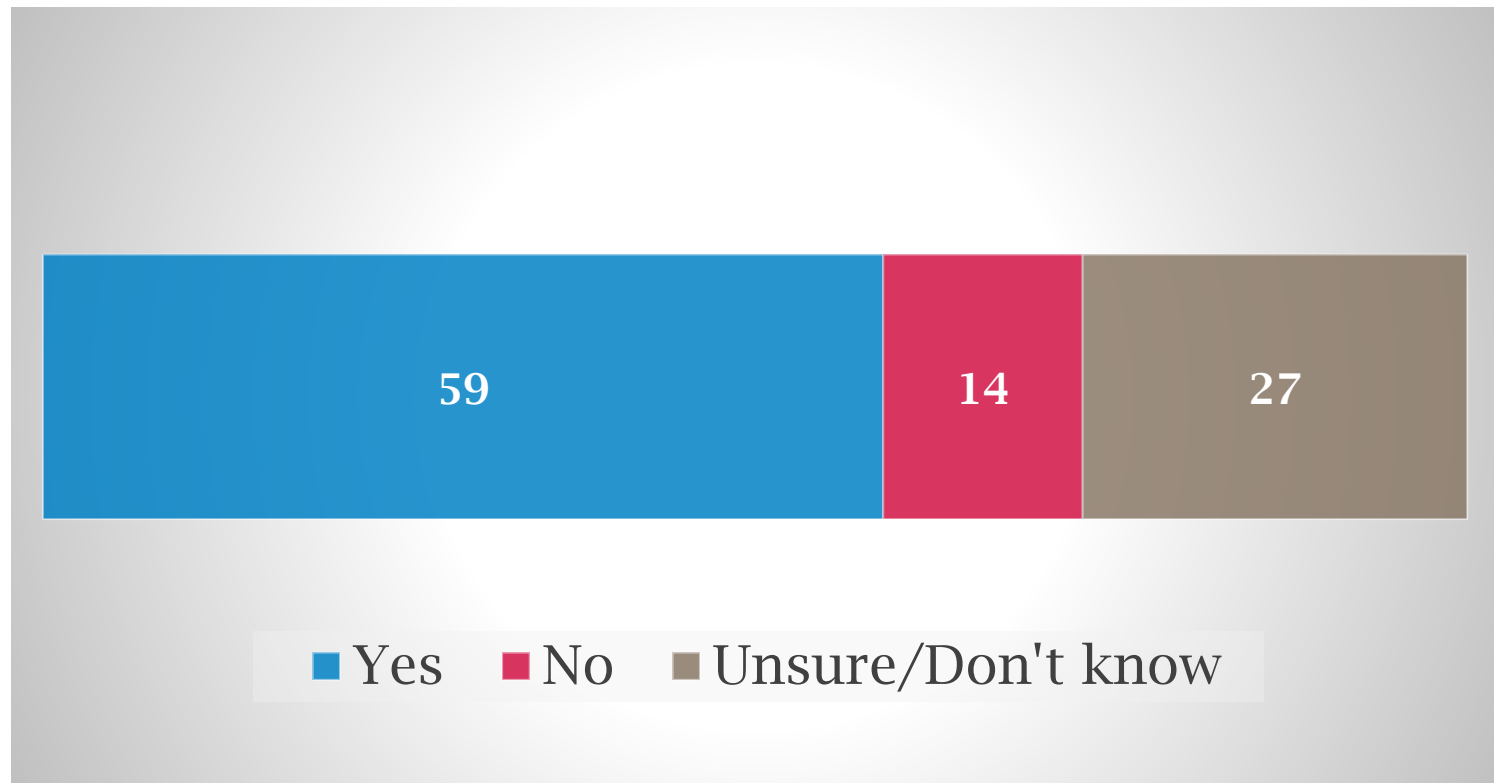
# Q1. Have you had any cannabis-related incidents in your workplace since it was legalized on October 17, 2018? (% response), by sector - continued

		Column %							
		Arts, Recreation & Information	Finance, Insurance, Real Estate & Leasing	Professional Services	Enterprises & Admin. Mgmt.	Social Services	Hospitality	Personal, Misc. Services	Unclassified
Total		123	198	410	136	258	360	596	177
		100%	100%	100%	100%	100%	100%	100%	100%
Yes	Count	13	10	21	19	18	58	37	16
	%	10%	5%	5%	14%	7%	16%	6%	9%
No	Count	109	177	379	108	232	278	535	153
	%	89%	89%	92%	79%	90%	77%	90%	86%
Unsure/ Don't Know	Count	1	11	10	9	8	24	24	8
	%	1%	6%	3%	7%	3%	7%	4%	5%

## Q2. Who is your primary source(s) of information related to cannabis in the workplace? (% response) – multiple response question

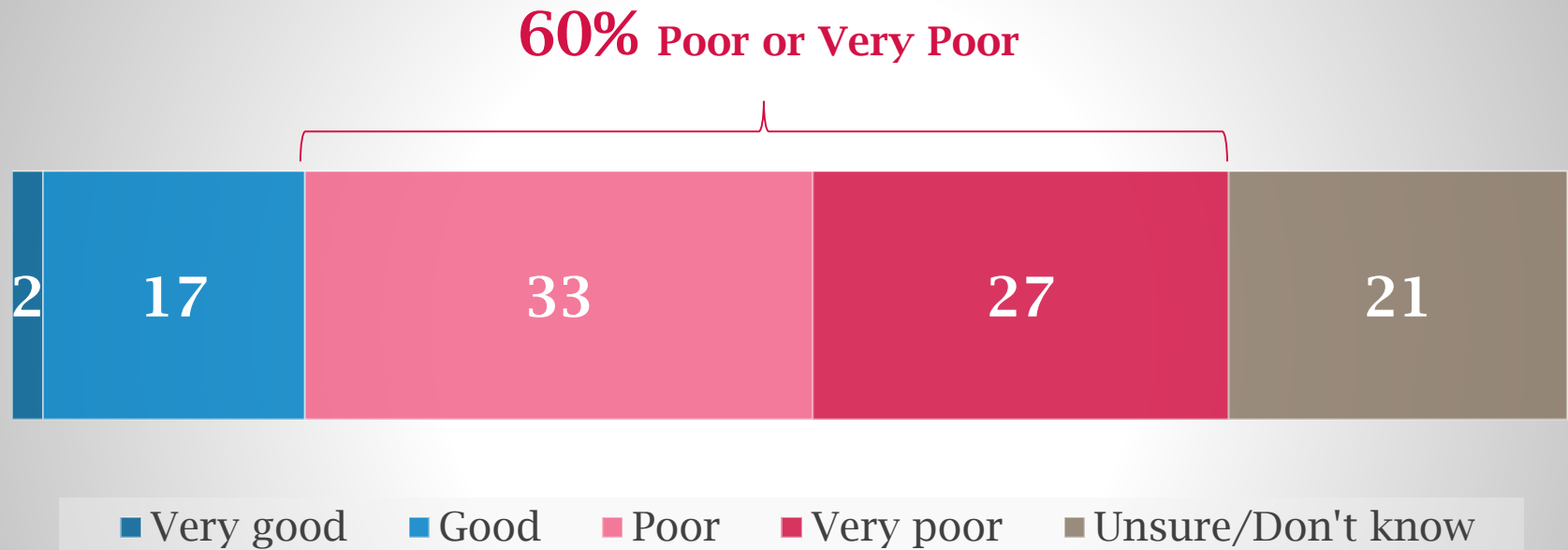


Q2a. Has the information helped you feel more confident/better equipped to deal with cannabis in the workplace? (% response)





Q3. How would you rate your provincial government's effort on educating you about cannabis in the workplace since it was legalized on October 17, 2018? (% response)



Q4. Do you currently have a workplace drug and alcohol policy in effect at your business? (% response)



■ Yes

■ No

■ Don't know