



**CANADIAN FEDERATION  
OF INDEPENDENT BUSINESS**

*In business for your business™*



# COVID-19: State of Small Business

*Key results – Week 14*



2020-06-15

# Overview

During the COVID-19 pandemic, **CFIB** has been sending frequent “Your Business and COVID-19” surveys to our members to understand how businesses are being impacted, how they are adapting to the “new normal” and what support they need.

<i>Survey</i>	<i>Active dates</i>	<i>Sample</i>
No. 1	March 13-21	n = 10,092
No. 2	March 20-26	n = 13,362
No. 3	March 27-April 2	n = 12,632
No. 4	April 3-9	n = 13,021
No. 5	April 10-16	n = 11,850
No. 6	April 17-23	n = 9,712
No. 7	April 24-30	n = 9,932

<i>Survey</i>	<i>Active dates</i>	<i>Sample</i>
No. 8	May 1-7	n = 8,907
No. 9	May 8-14	n = 8,013
No. 10	May 15-21	n = 7,493
No. 11 (week 1)	May 22-28	n = 6,246
No. 11 (week 2)	May 29-June 5	n = 8,886
No. 12	June 6-11	n = 6,065
No. 13	June 12-TBD	n = 4,098

Note: Decline in the number of responses in later surveys is normal, given the comparatively large sample sizes attained in earlier surveys. It could also be the consequence of other factors, such as survey fatigue, increased competition for respondents’ attention and time, a switch from an “emergency situation” to a “new normal”, etc.

# Methodology

Two online surveys:



- *Your Business and COVID-19 – Survey Number Twelve*, conducted June 6-June 11, n = 6,065
- *Your Business and COVID-19 – Survey Number Thirteen*, started June 12, n= 4,098



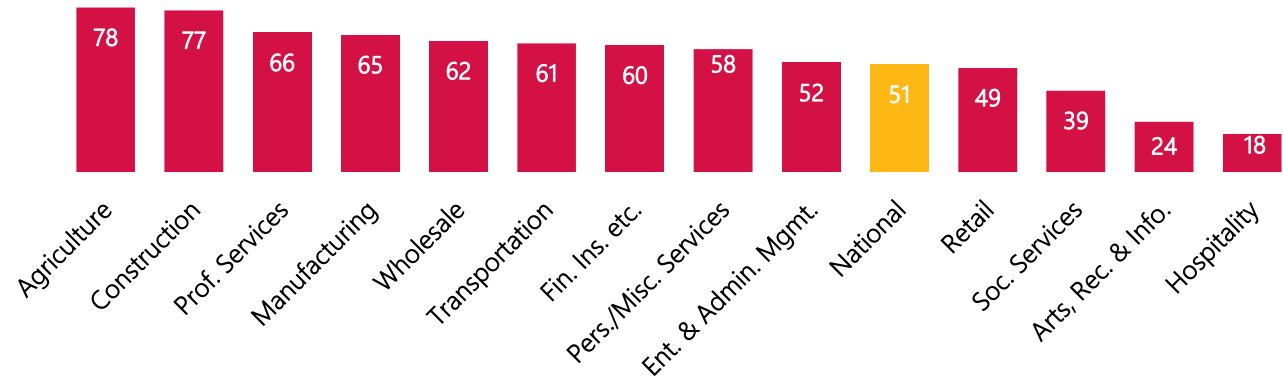
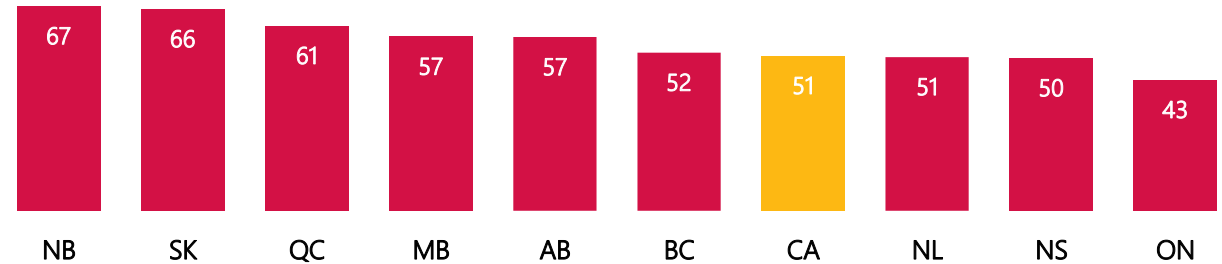
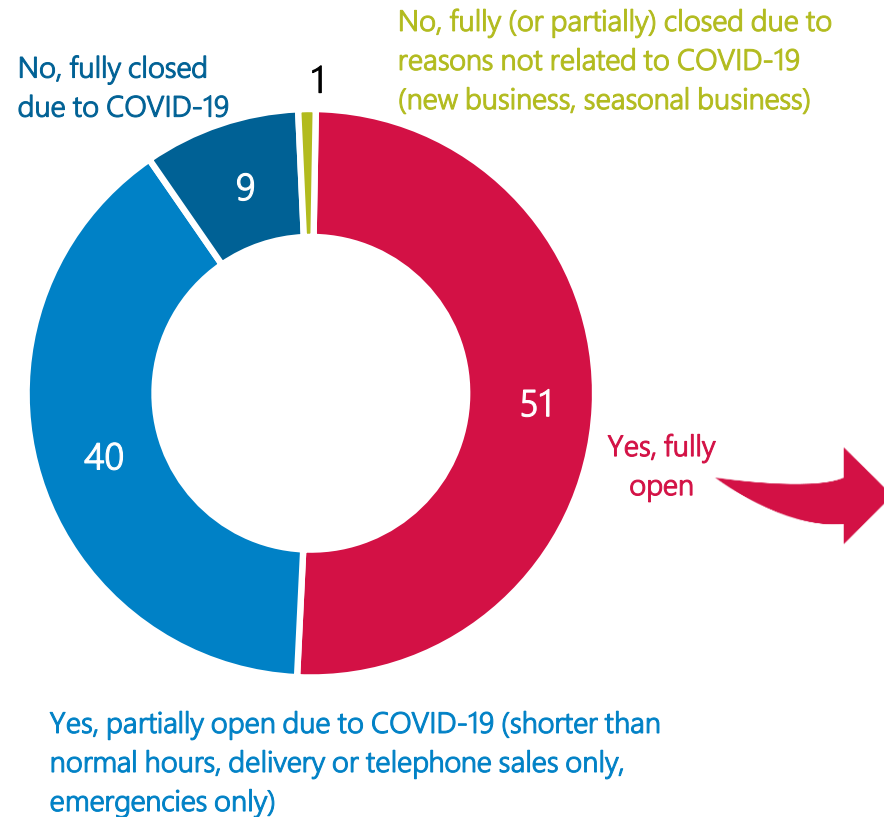
For comparison purposes, a probability sample with the same number of respondents would have a margin of error of  $\pm 1.2\%$ , 19 times out of 20 for Survey Number Twelve and  $\pm 1.5\%$ , 19 times out of 20 for Survey Number Thirteen.



Note on the next pages: The percentage of responses in charts may not always add up to 100%, due to rounding or multiple choice responses. There are instances in in this briefing that we do not report on certain provinces and sectors, as the sample size is less than 40 respondents.

# As of today, is your business still open?

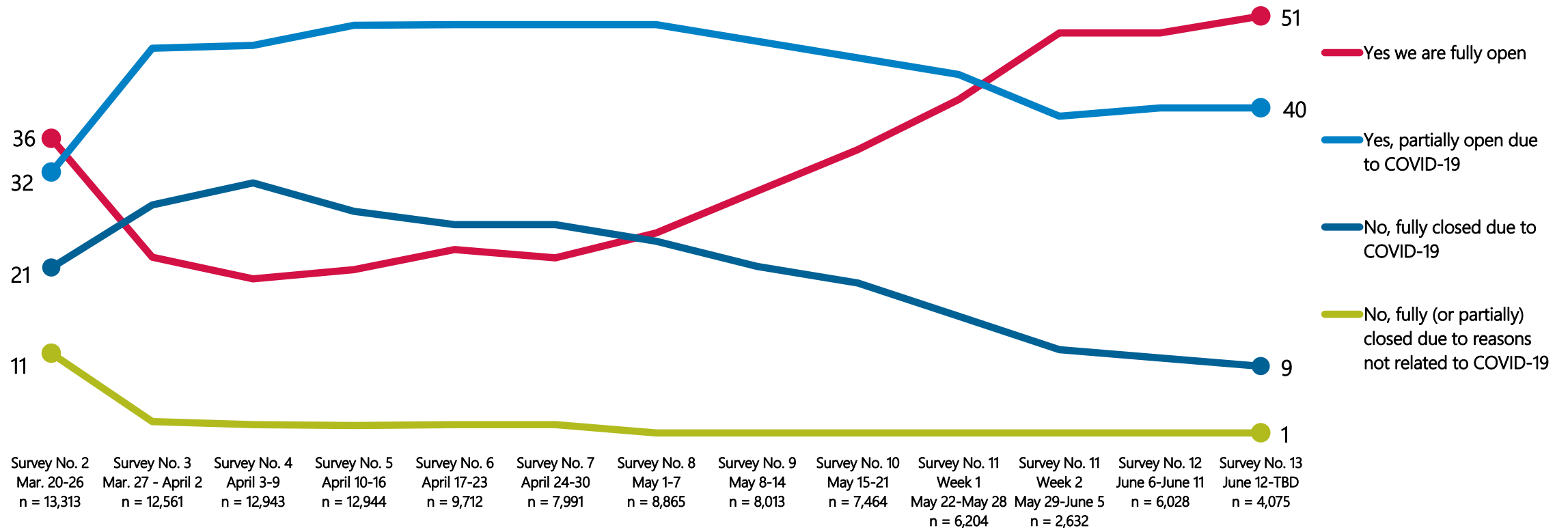
(% response)



Source: CFIB, Your Business and COVID-19 – Survey Number Thirteen, June 12-TBD, 2020, preliminary results, n = 4,075.  
Note: Percentages may not add to 100% due to rounding.

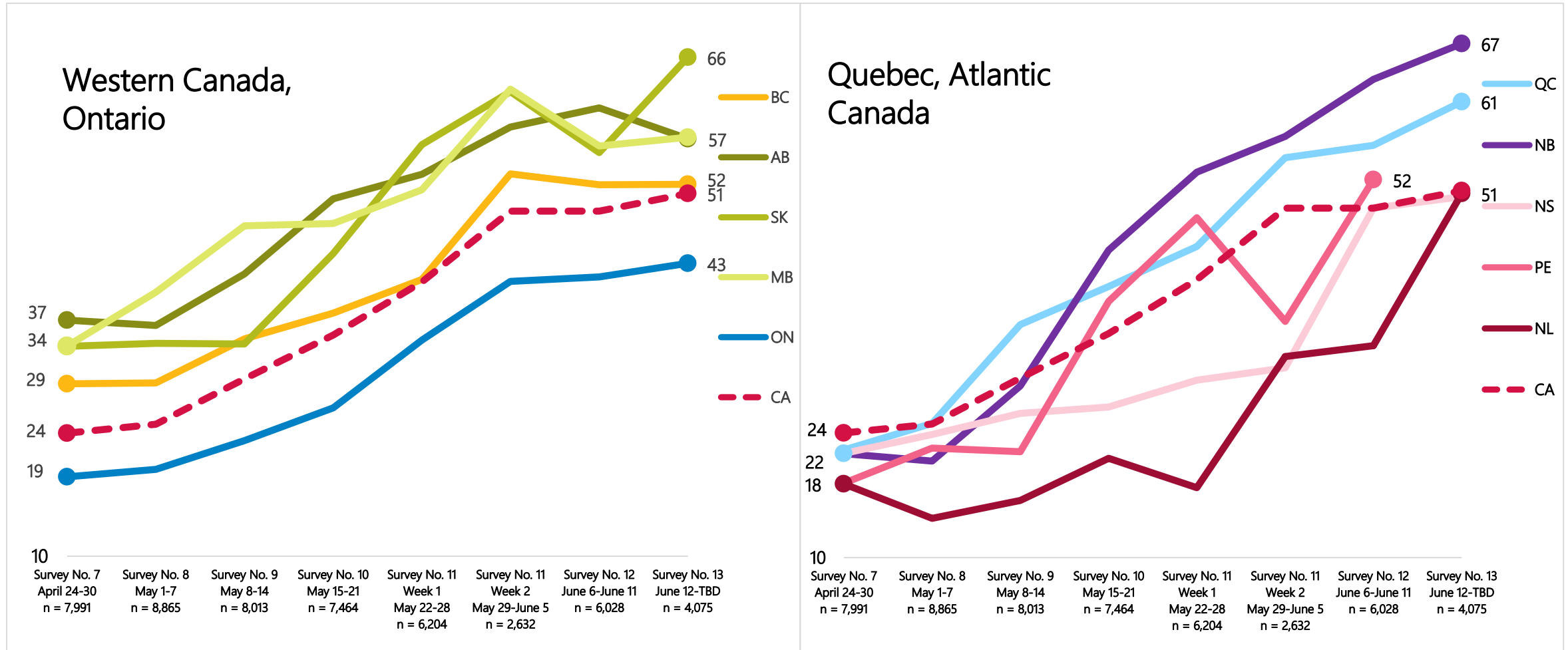
# As of today, is your business still open?

(% response)



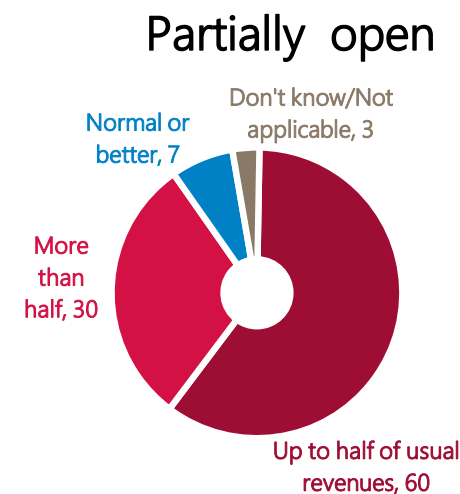
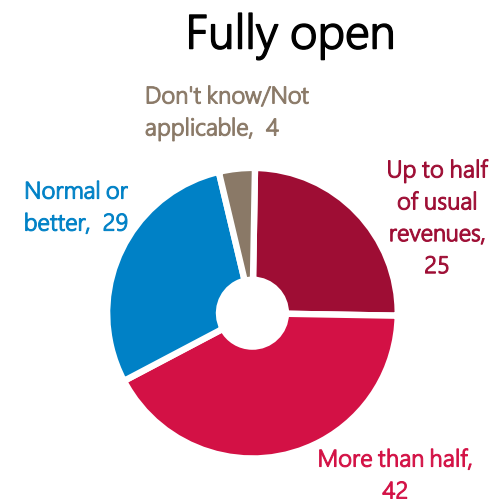
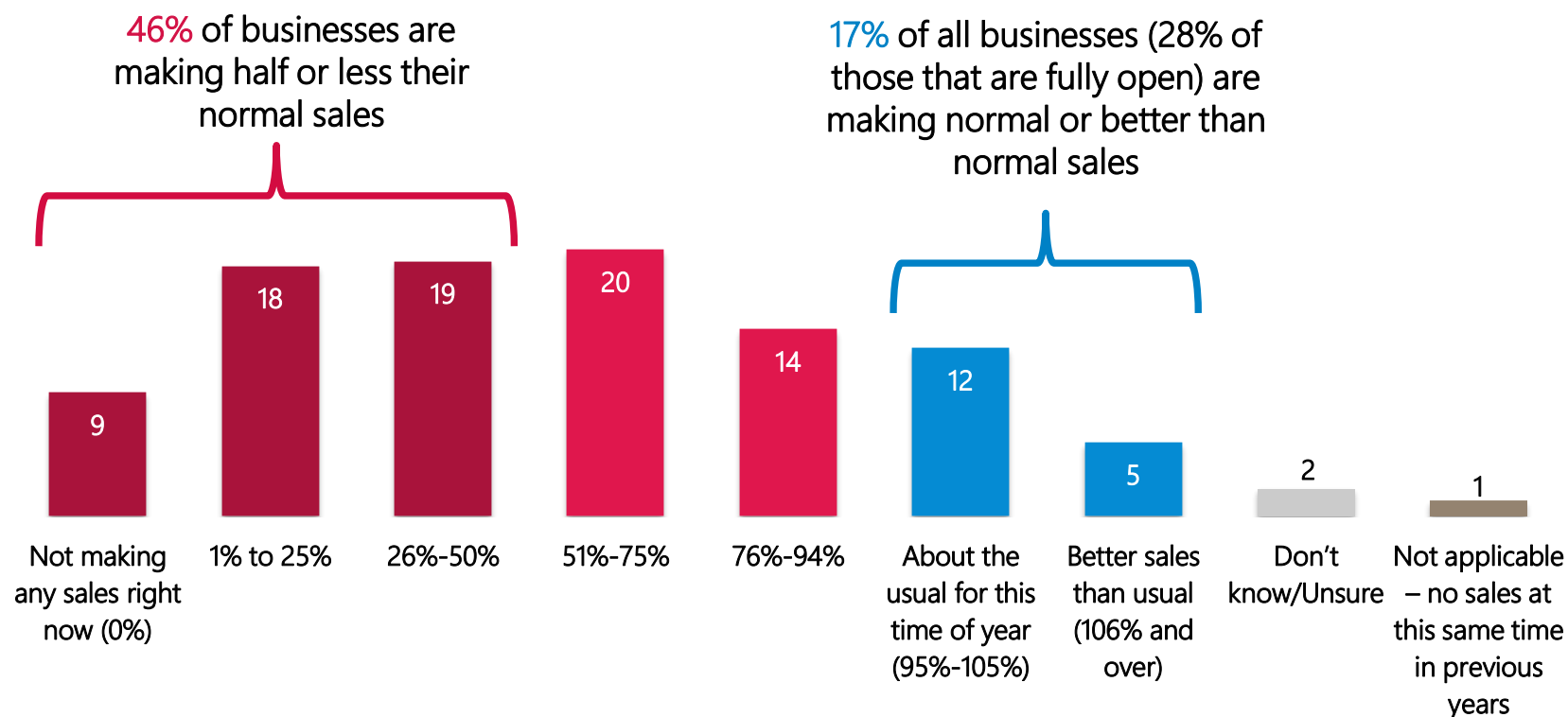
# Fully open, by province

(% response)



# How much of your *usual* revenues for *this time of year* is your business currently making?

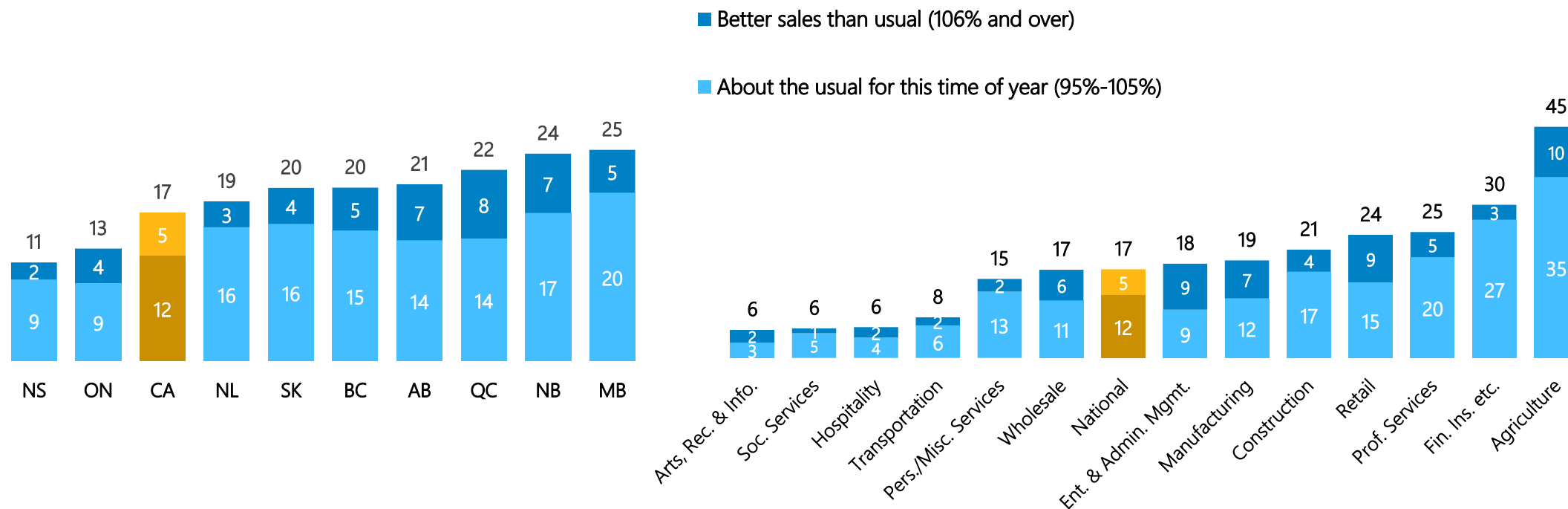
(% response)



Source: CFIB, Your Business and COVID-19 – Survey Number Thirteen, June 12-TBD, 2020, preliminary results, n = 4,031.

# How much of your *usual* revenues for *this time of year* is your business currently making?

(% response)



Source: CFIB, Your Business and COVID-19 – Survey Number Thirteen, June 12-TBD, 2020, preliminary results, n = 4,031.

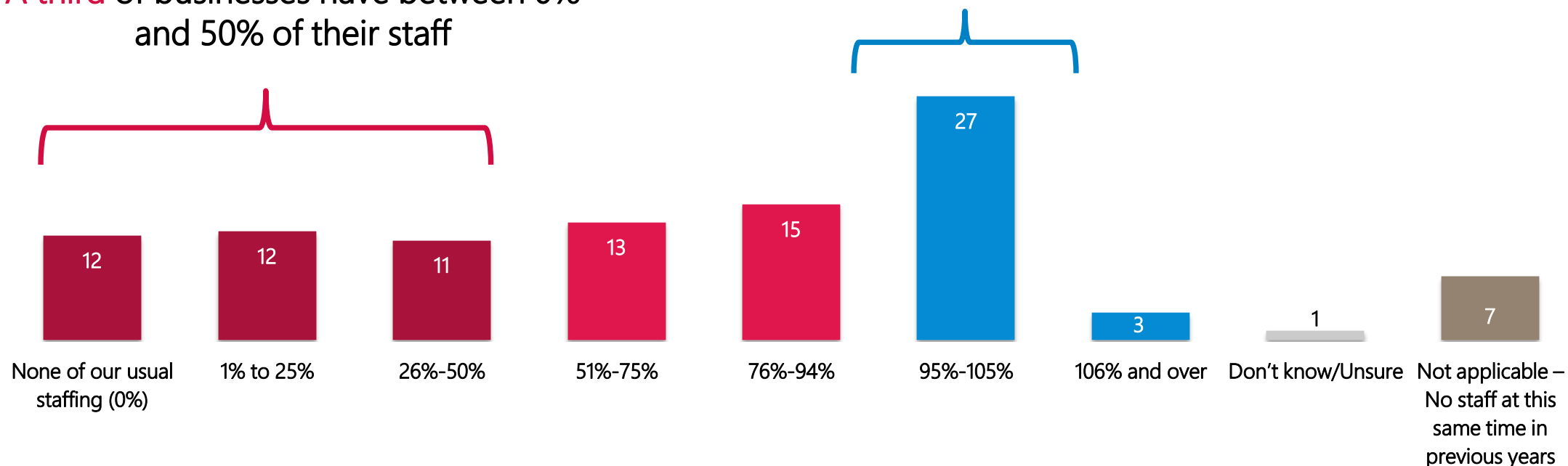


# How much of your *usual* staffing capacity *for this time of year* is your business currently using?

(% response)

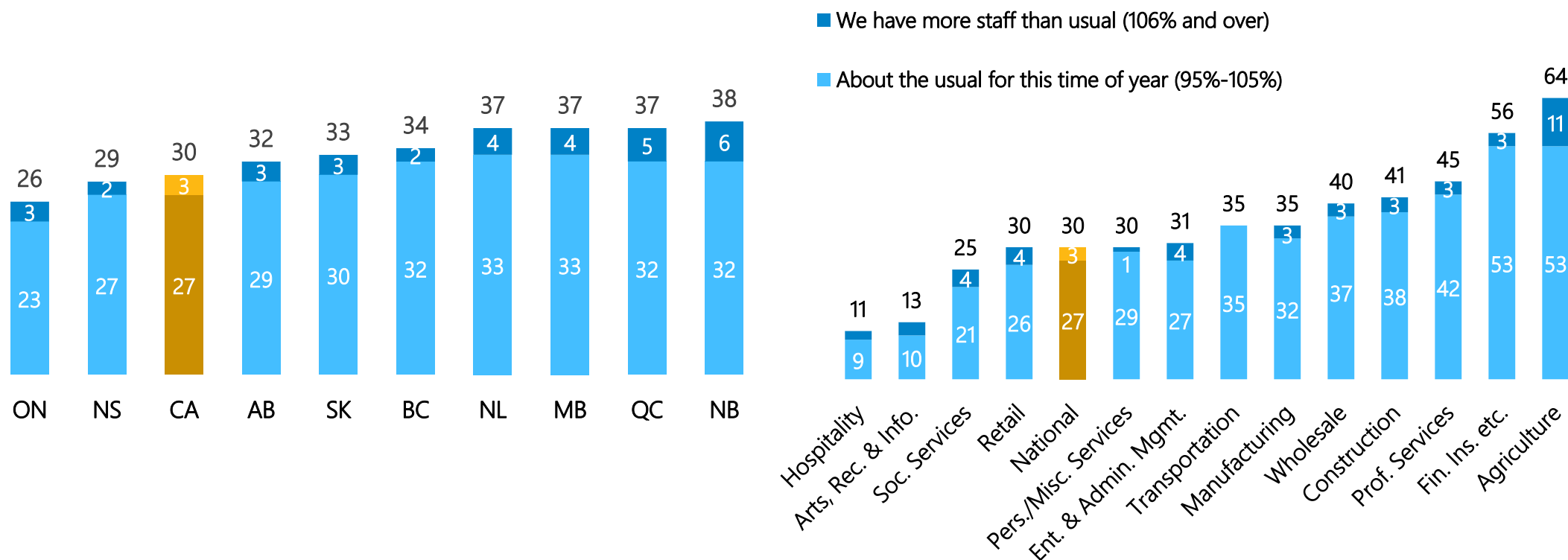
A third of businesses have between 0% and 50% of their staff

A third of businesses have all their usual staff



Source: CFIB, Your Business and COVID-19 – Survey Number Thirteen, June 12-TBD, 2020, preliminary results, n = 3,953.  
Note: Percentages may not add to 100% due to rounding.

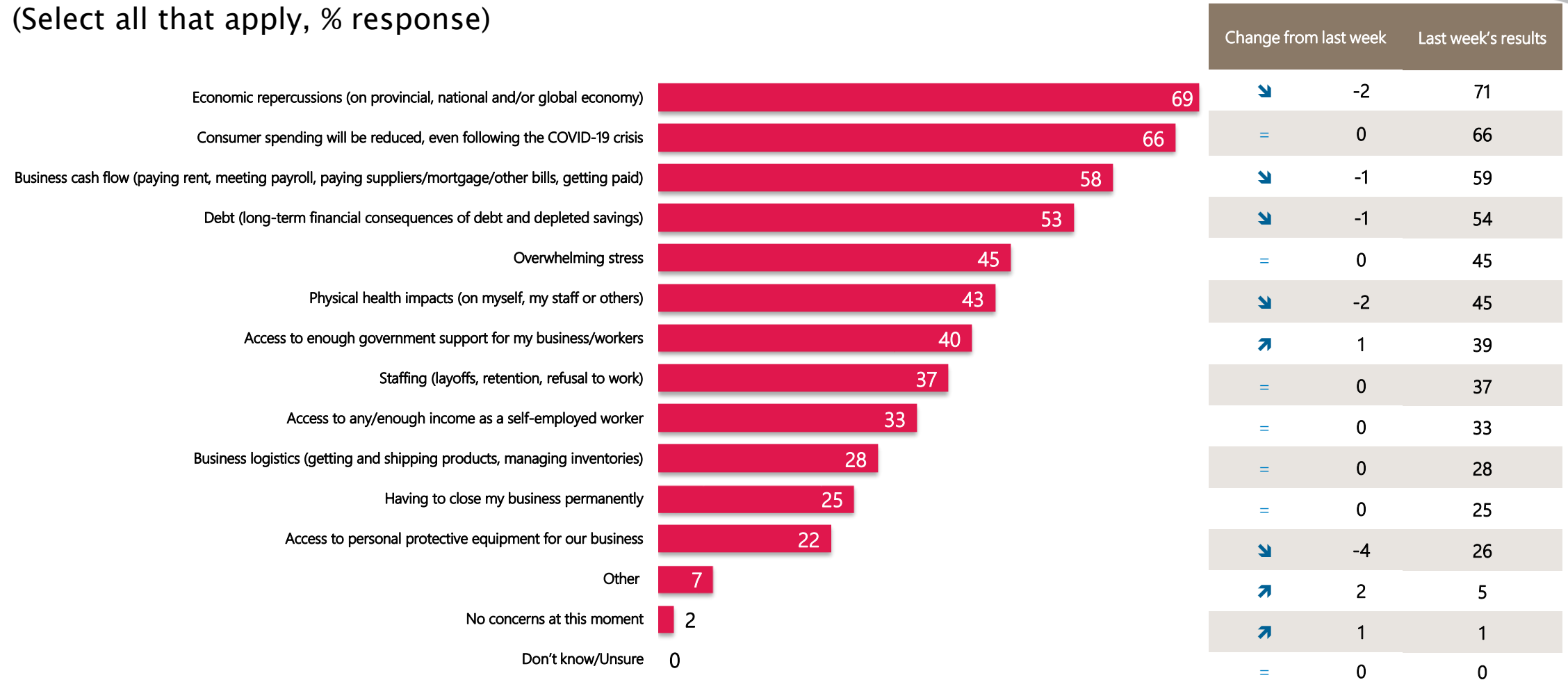
# How much of your *usual* staffing capacity *for this time of year* is your business currently using? (% response)



Source: CFIB, Your Business and COVID-19 – Survey Number Thirteen, June 12-TBD, 2020, preliminary results, n = 3,953.

# What worries you most about COVID-19?

(Select all that apply, % response)



Source: CFIB, Your Business and COVID-19 – Survey Number Thirteen, June 12-TBD, 2020, preliminary results, n = 3,992.

Note: Respondents were allowed to select multiple responses, percentages will not add to 100%.

If you could choose *a few words* that describe your current state of mind as a business owner, what would they be?



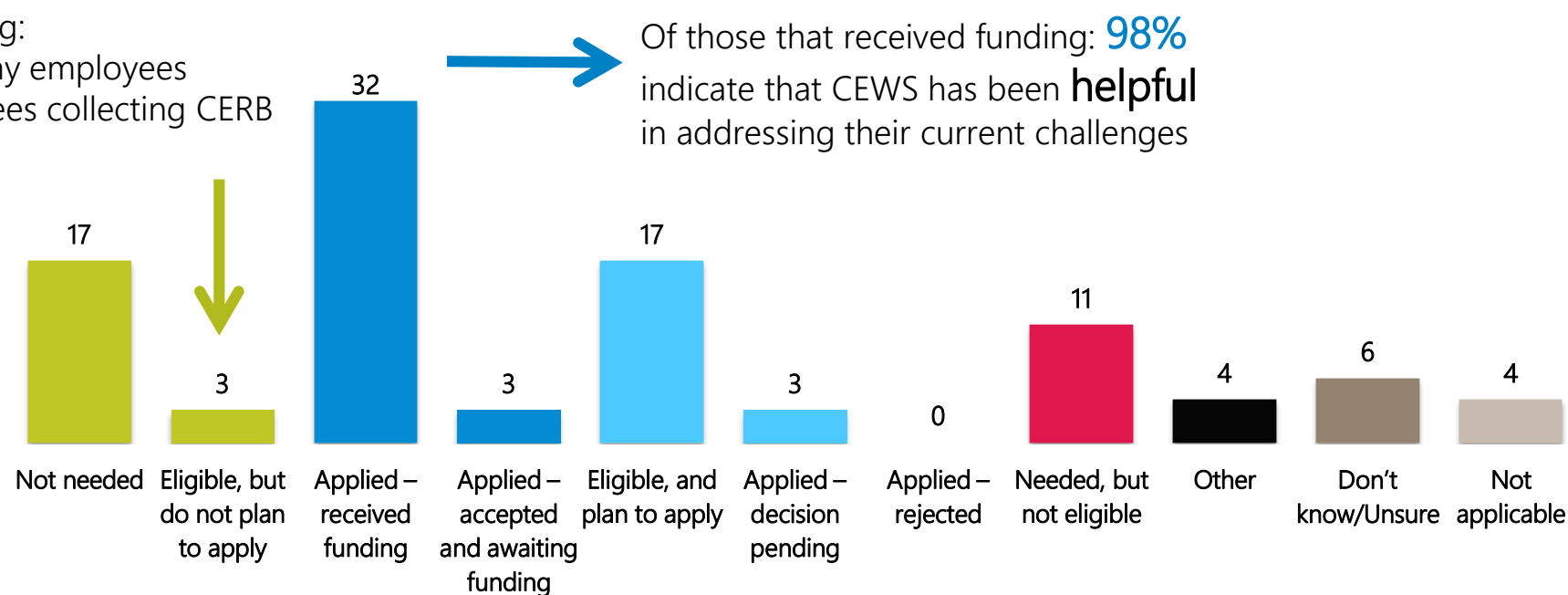
Source: CFIB, Your Business and COVID-19 – Survey Number Thirteen, June 12-TBD, 2020, preliminary results, n = 3,490.

# Which of the following best describes your current business situation regarding the Canada Emergency Wage Subsidy (CEWS)?

(% response)

Reasons for not applying:

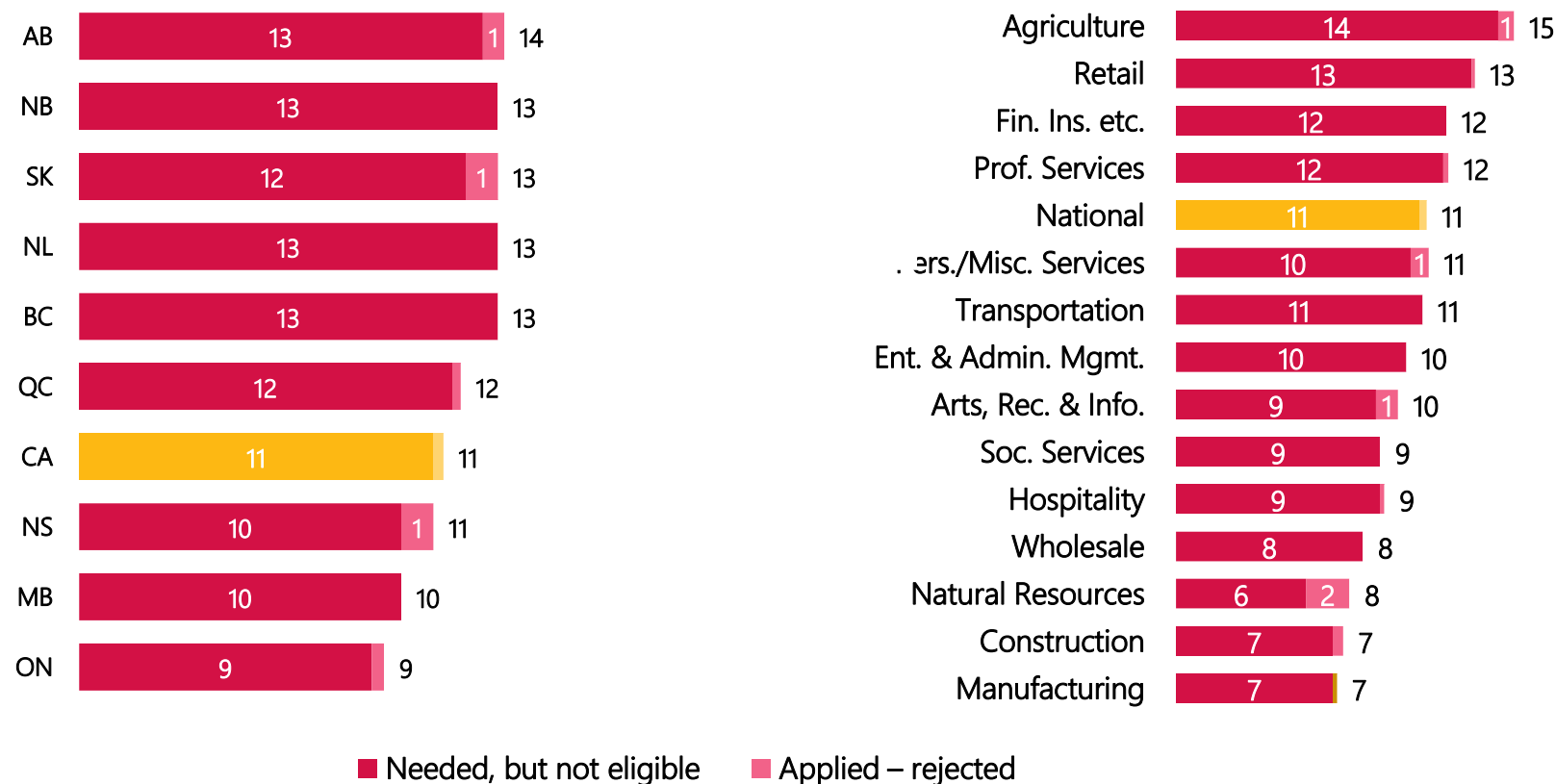
- Can still afford to pay employees
- Not open / employees collecting CERB
- Waiting it out, etc.



Source: CFIB, Your Business and COVID-19 – Survey Number Twelve, June 6-11, 2020, n = 5,830.  
Note: Percentages may not add to 100% due to rounding.

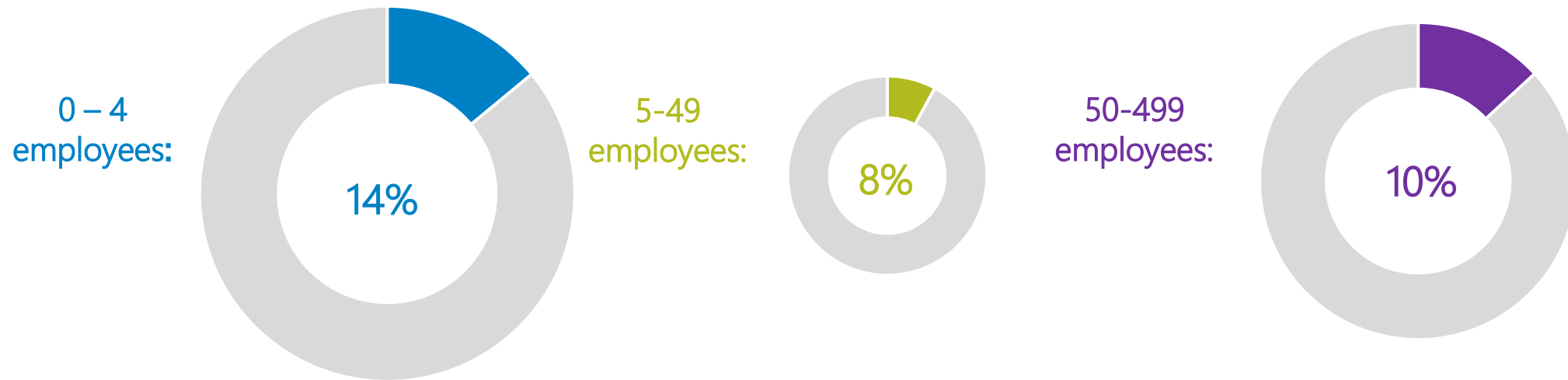
# Which of the following best describes your current business situation regarding the Canada Emergency Wage Subsidy (CEWS)?

(% response)



Source: CFIB, Your Business and COVID-19 – Survey Number Twelve, June 6-11, 2020, n = 5,830.

# Businesses that needs **CEWS**, but are not eligible:

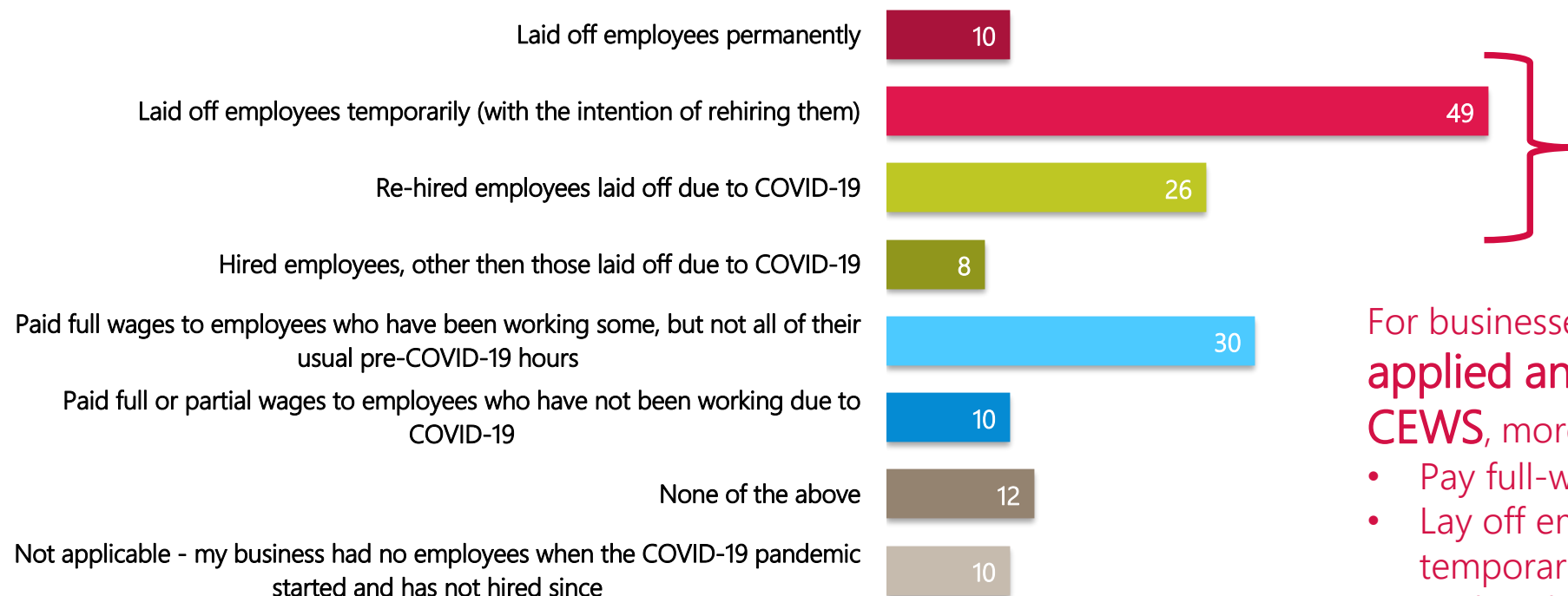


**Reminder:** CEWS is accessible to employers that show a significant revenue drop (-15% in March 2020 compared to January/February 2020 or March 2019, -30% in April/May 2020 compared to January/February 2020 or April/May 2019).

Source: CFIB, Your Business and COVID-19 – Survey Number Twelve, June 6-11, 2020, n = 5,830.

# Has your business taken any of the following payroll/staffing decisions *since the beginning* of the COVID-19 pandemic?

(Select all that apply, % response)



For businesses that have applied and received CEWS, more likely to:

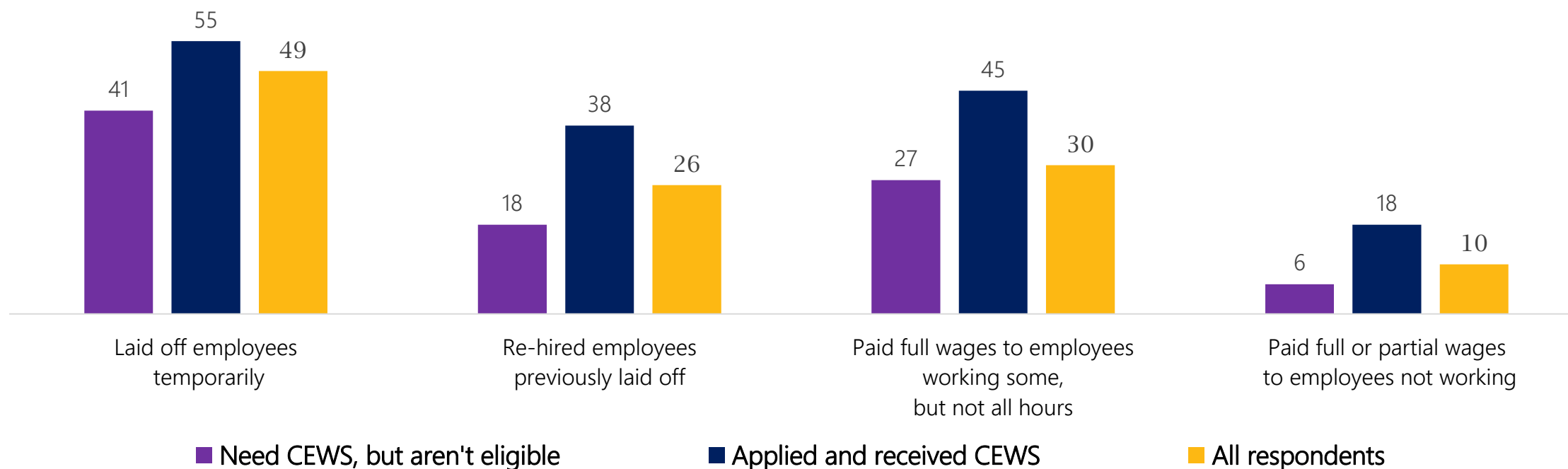
- Pay full-wages (45%)
- Lay off employees only temporarily (55%)
- Re-hired employees (38%).

Source: CFIB, Your Business and COVID-19 – Survey Number Twelve, June 6-11, 2020, n = 5,864.  
Note: Respondents were allowed to select multiple responses, percentages will not add to 100%.



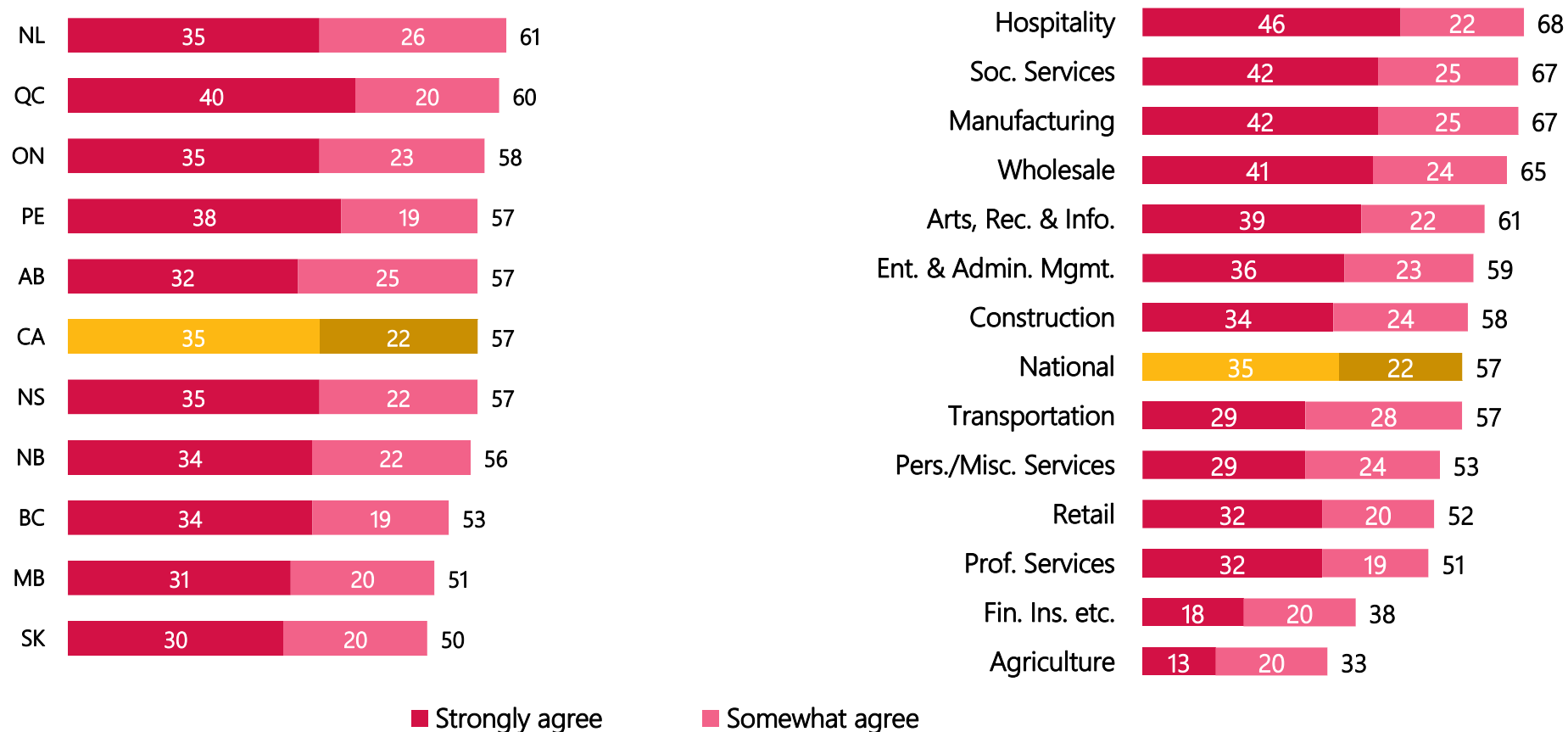
# Has your business taken any of the following payroll/staffing decisions *since the beginning* of the COVID-19 pandemic?

(Select all that apply, % response)



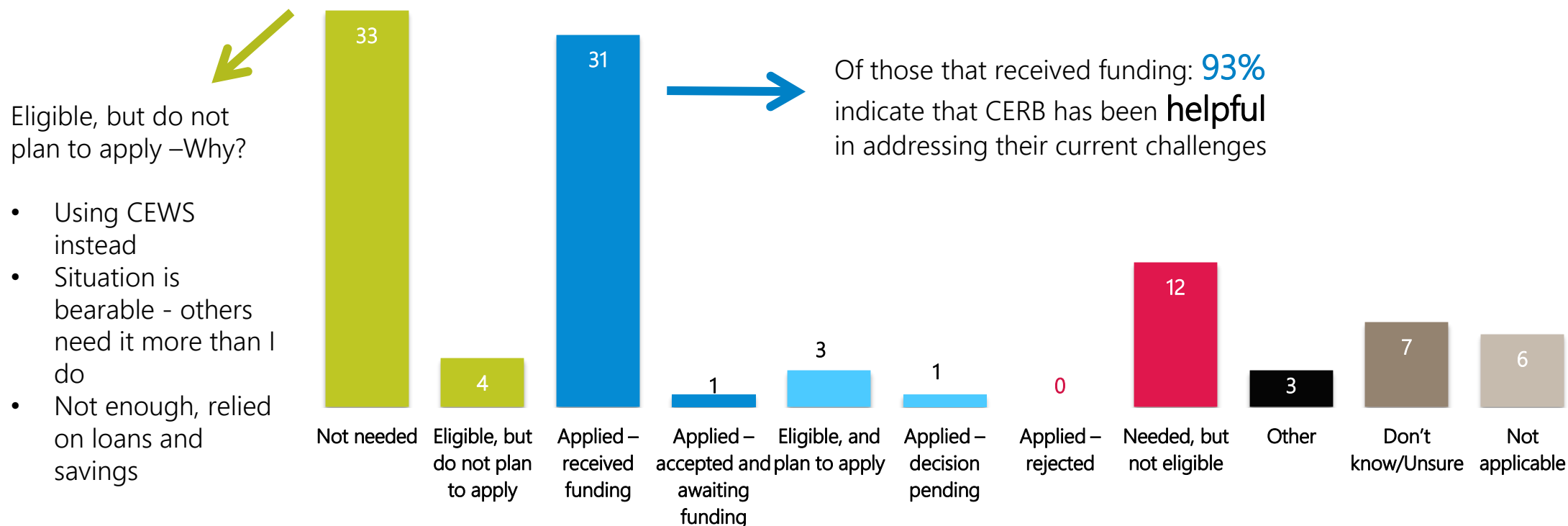
Source: CFIB, Your Business and COVID-19 – Survey Number Twelve, June 6-11, 2020, n = 5,864 (all respondents), n = 1,847 (applied and received CEWS), n = 628 (need CEWS, but aren't eligible).  
Note: Respondents were allowed to select multiple responses, percentages will not add to 100%.

# “The extension of CEWS to June, July and August will help my business recover from the COVID-19 emergency” (% response)



Source: CFIB, Your Business and COVID-19 – Survey Number Twelve, June 6-11, 2020, n = 5,624.

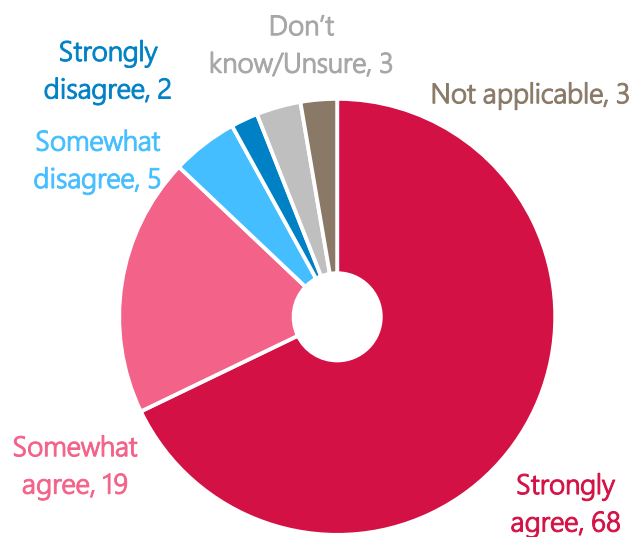
Which of the following best describes your situation regarding the Canada Emergency Response Benefit (CERB) – when answering, consider only *owners* of your business, and *exclude other employees*  
(% response)



Source: CFIB, Your Business and COVID-19 – Survey Number Twelve, June 6 – June 11, 2020, n = 5,770.

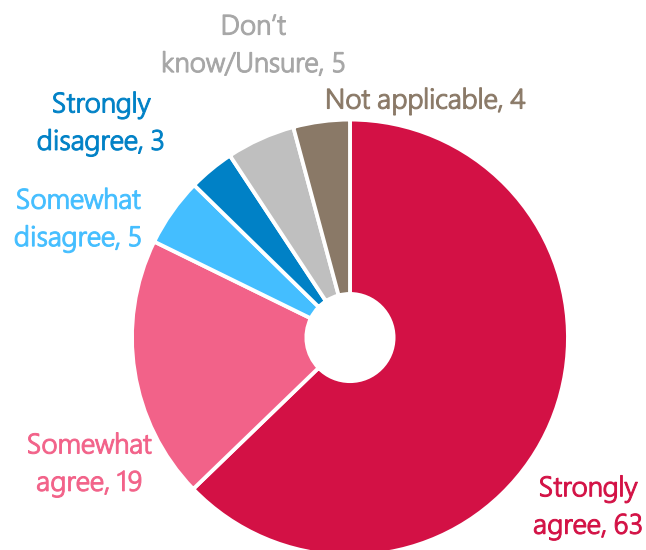
Note: Percentages may not add to 100% due to rounding.

**"A worker's CERB benefits should end if the employer asks that worker to return to a pre-CERB position"**  
(%response)



Source: CFIB, Your Business and COVID-19 – Survey Number Twelve, June 6-11, 2020, n = 5,668.

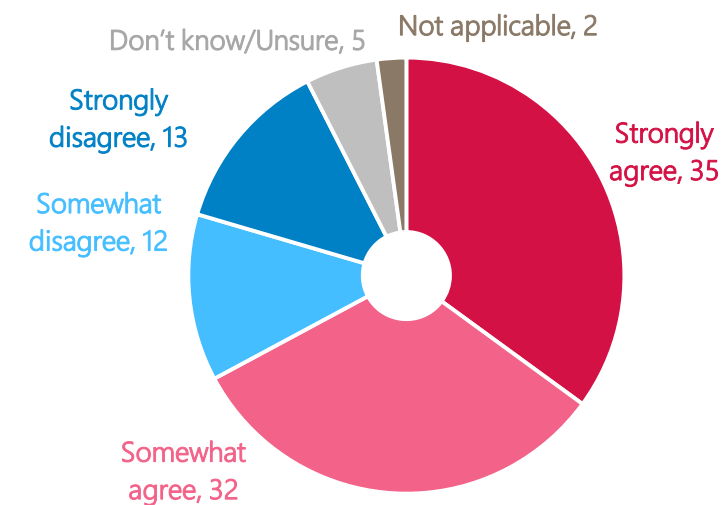
**"To remain on CERB benefits, a worker should be available and looking for work"**  
(%response)



Source: CFIB, Your Business and COVID-19 – Survey Number Twelve, June 6 – June 11, 2020, n = 5,657.

Note: Percentages may not add to 100% due to rounding.

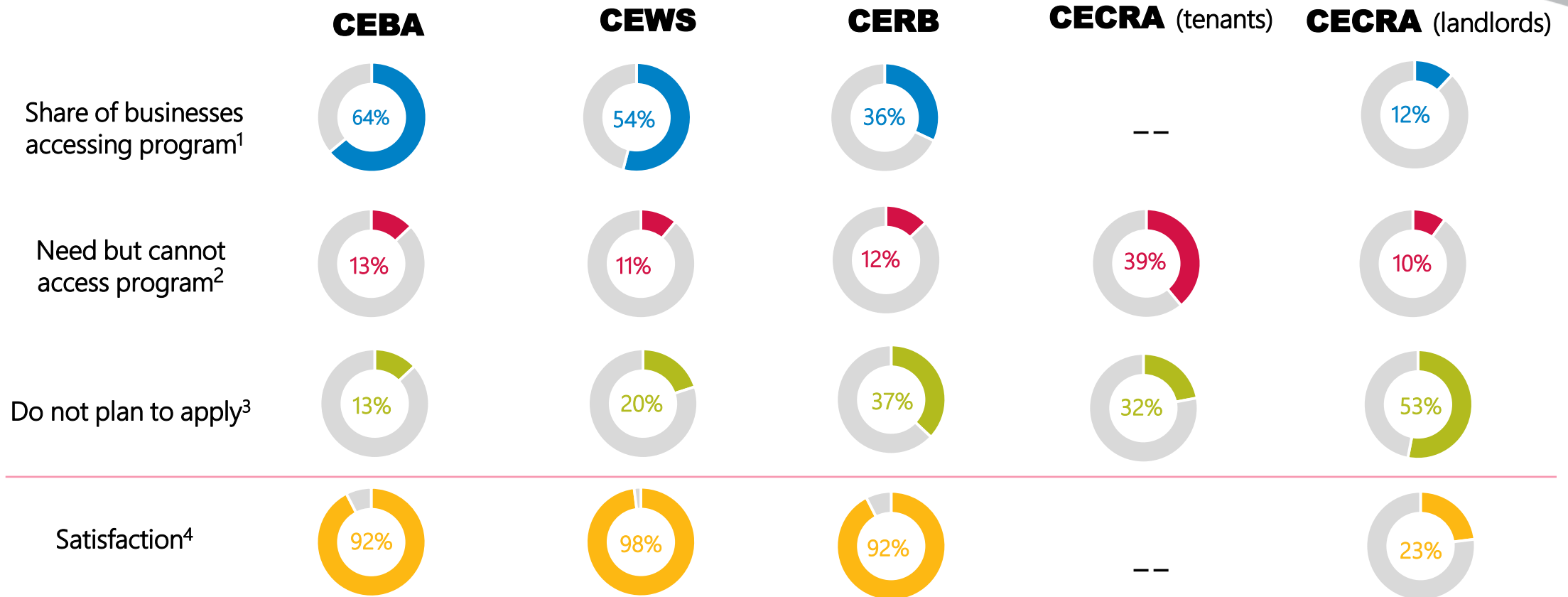
**"CERB should be modified to allow people to earn more income and still get partial CERB as they transition back to work"**  
(%response)



Source: CFIB, Your Business and COVID-19 – Survey Number Twelve, June 6 – June 11, 2020, n = 5,636.

Note: Percentages may not add to 100% due to rounding.

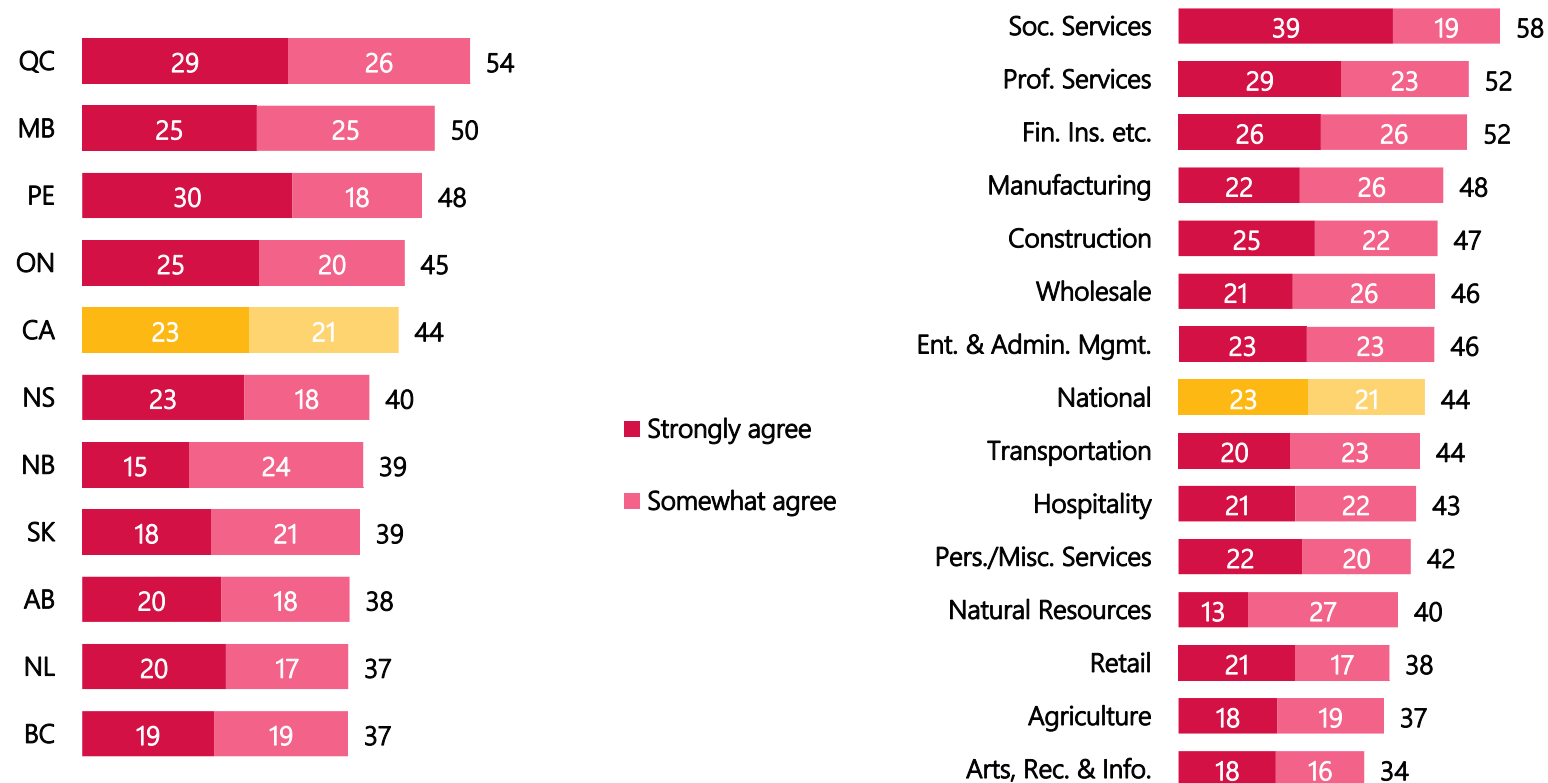
# Federal Business Relief Measures



Source: CFIB, Your Business and COVID-19 – Survey Number Twelve, June 2020, preliminary results, n(CECRA tenants) = 1,338, n(CECRA landlords) = 371, n(CEBA) = 4,466, n(CEWS) = 4,574, n(CERB) = 4,534.

1. Accessing program includes - CEBA, CEWS, CERB: Received funding/Awaiting funding/Plan to apply/Applied decision pending ; CECRA : Tenant - landlord has chosen to use CECRA; Landlord – tenant eligible and landlord applied
2. Need but cannot access program - CEBA, CEWS, CERB: Applied rejected/Needed but not eligible; CECRA : Tenant – do not qualify/uncertain about June revenue; Landlord – tenant does not qualify for CECRA
3. Do not plan to apply: CEBA, CEWS, CERB – Not needed/Eligible but do not plan to apply; CECRA – tenants do not need rent relief; tenants qualify but do not intend to apply; alternate agreement was reached.
4. Satisfaction: CEBA, CEWS, CERB – Very helpful/helpful; CECRA – A (excellent), B (good)

# “Our employees' childcare challenges complicate their return to work” (% response)

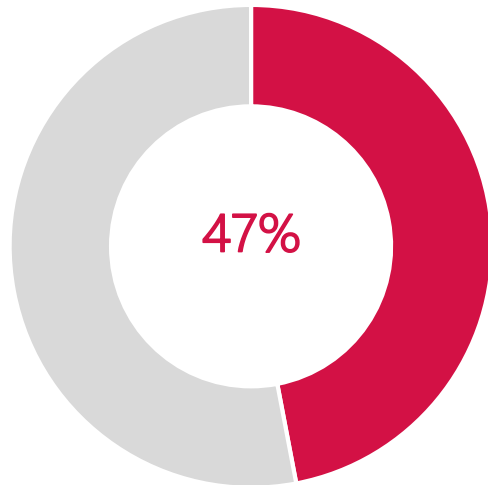


Source: CFIB, Your Business and COVID-19 – Survey Number Twelve, June 6 – June 11, 2020, n = 5,620.

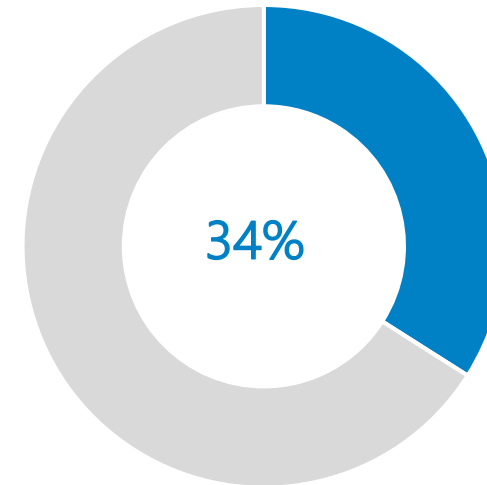
# Support for 10-day paid sick leave for workers...

(strongly agree and somewhat agree)

...As a **temporary measure** during the  
COVID-19 pandemic  
(for example, accessed through CERB)



...As a **permanent measure** during and after  
the COVID-19 pandemic  
(for example, accessed through the EI system)



Source: CFIB, Your Business and COVID-19 – Survey Number Twelve, June 6-11, 2020, n = 5,651.