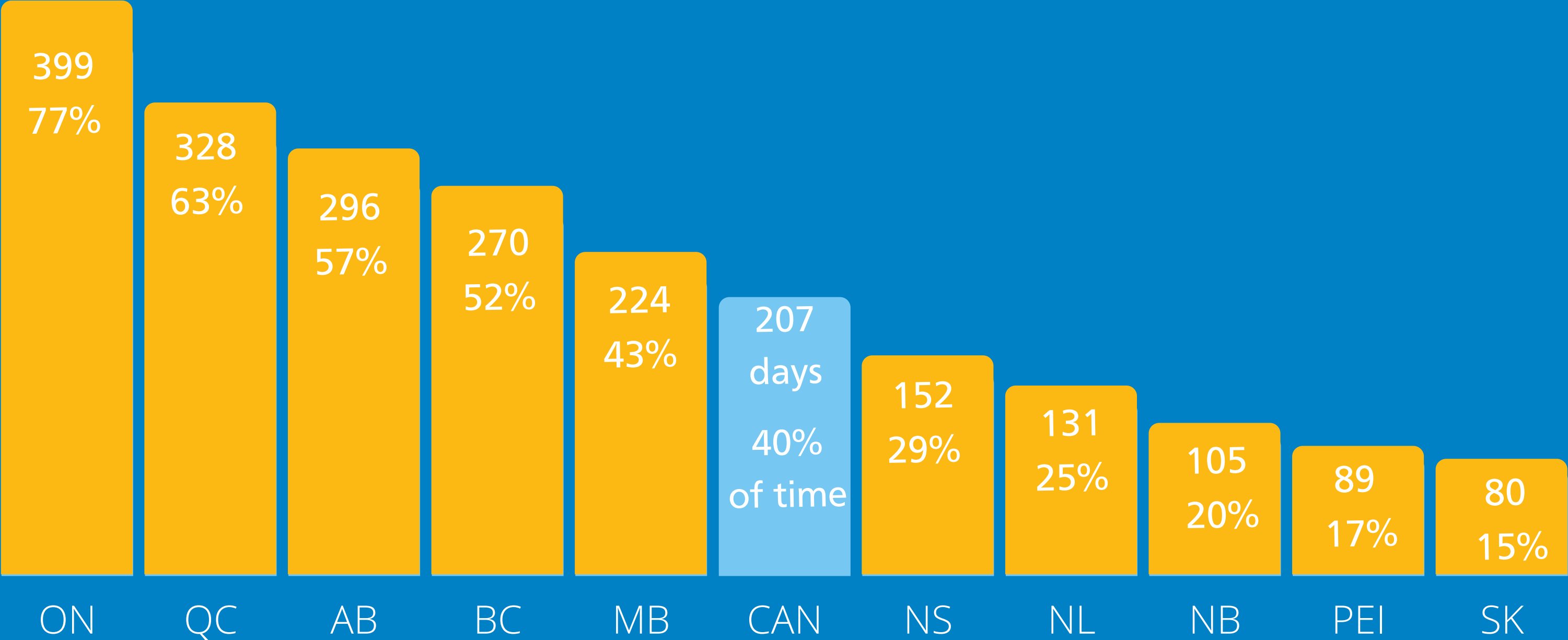




High-Intensity Group Fitness Classes

Total Time Closed since the Start of the Pandemic (March 11, 2020)



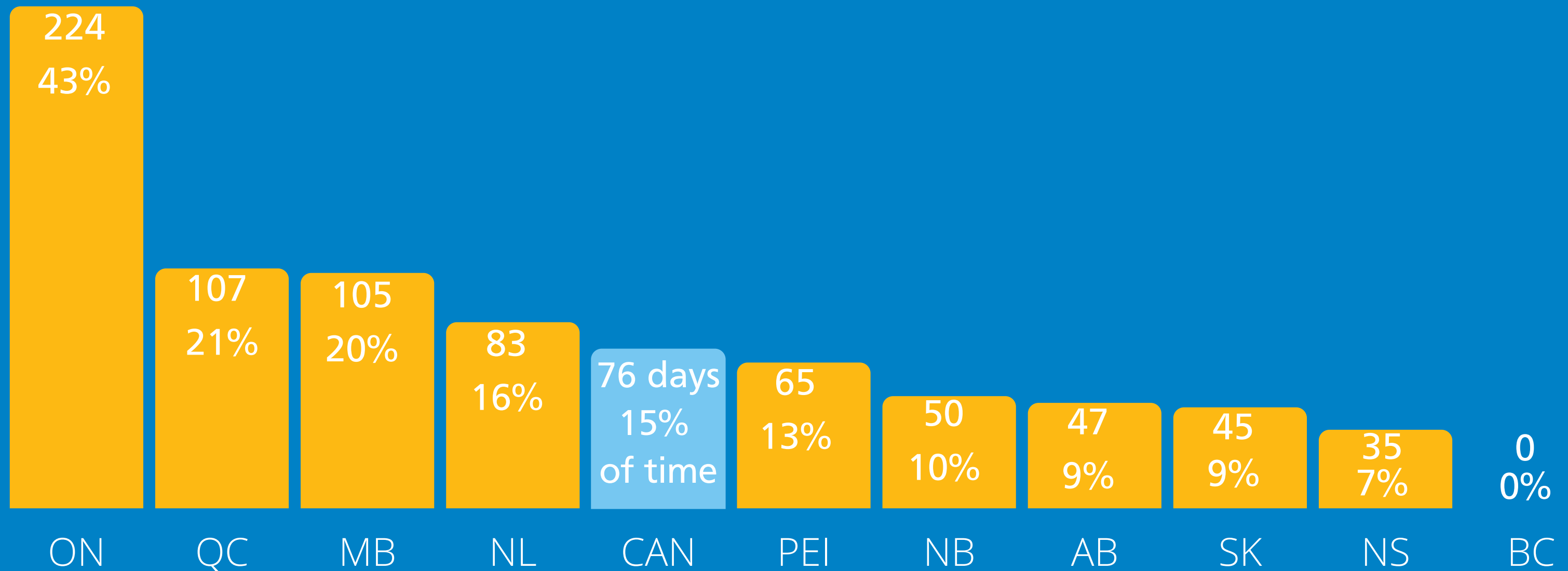
Notes: 1) Percentage is calculated as the share of time closed since March 11, 2020, when COVID-19 was declared a pandemic by the World Health Organization (total pandemic period: 519 days as of August 12, 2021).
2) Days closed for a province represent the largest city in the province; figures for other businesses in a province may vary depending on local/regional restrictions.





Retail

Total Time Closed since the Start of the Pandemic (March 11, 2020)

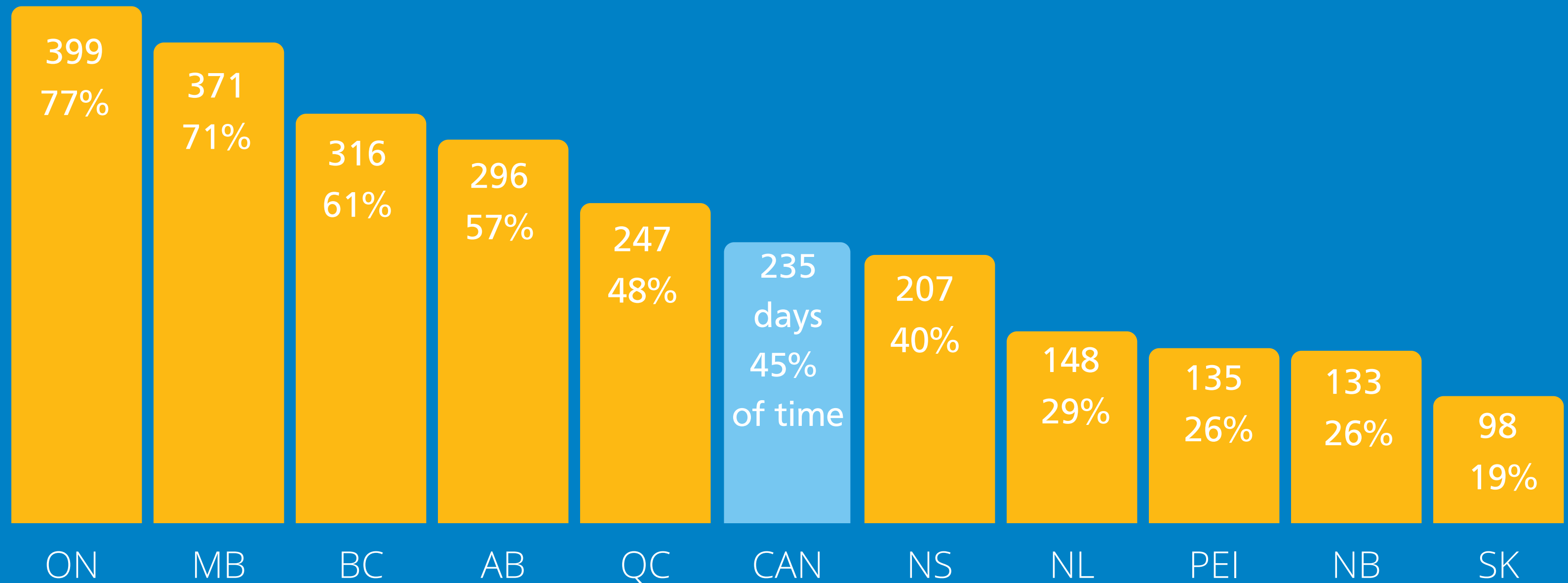


Notes: 1) Percentage is calculated as the share of time closed since March 11, 2020, when COVID-19 was declared a pandemic by the World Health Organization (total pandemic period: 519 days as of August 12, 2021).
2) Days closed for a province represent the largest city in the province; figures for other businesses in a province may vary depending on local/regional restrictions.
3) Days closed for retail represent nonessential retailers, such as a jewellery store; for some provinces, other businesses in this category may face different restrictions and have a different total.



Entertainment Venues

Total Time Closed since the Start of the Pandemic (March 11, 2020)



Notes: 1) Percentage is calculated as the share of time closed since March 11, 2020, when COVID-19 was declared a pandemic by the World Health Organization (total pandemic period: 519 days as of August 12, 2021).

2) Days closed for a province represent the largest city in the province; figures for other businesses in a province may vary depending on local/regional restrictions.

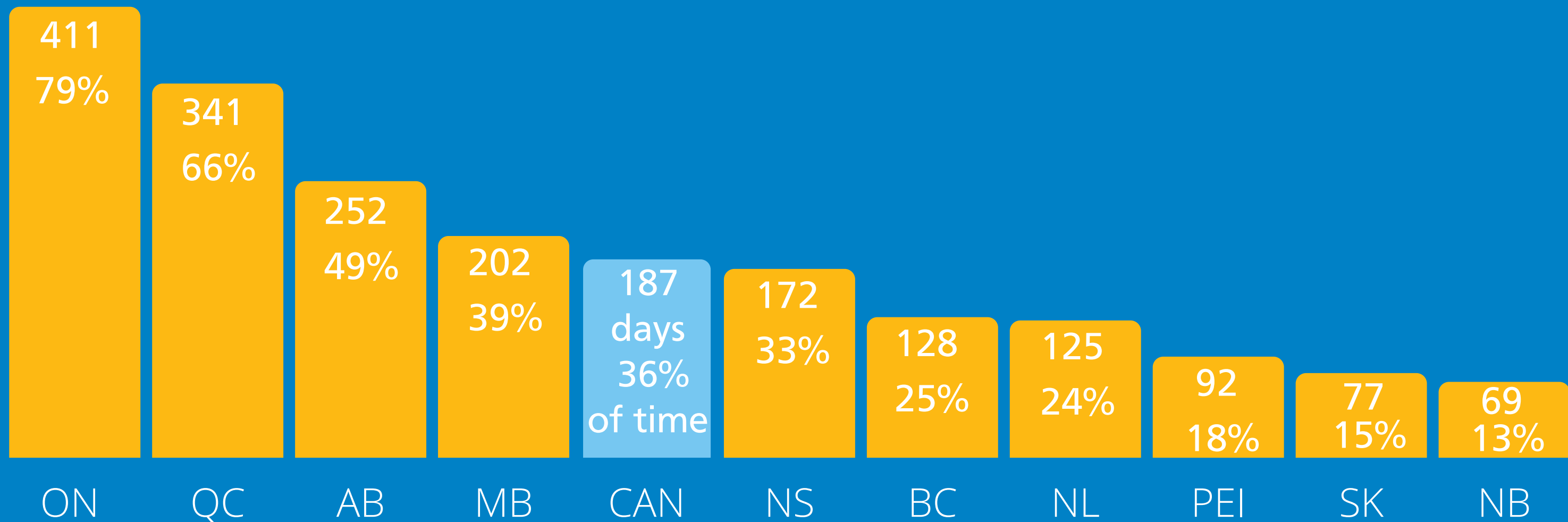
3) Days closed for entertainment venues represent movie theatres; for some provinces, other businesses in this category may face different restrictions and have a different total.





Indoor Service at Restaurants and Bars

Total Time Closed since the Start of the Pandemic (March 11, 2020)



Notes: 1) Percentage is calculated as the share of time closed since March 11, 2020, when COVID-19 was declared a pandemic by the World Health Organization (total pandemic period: 519 days as of August 12, 2021).

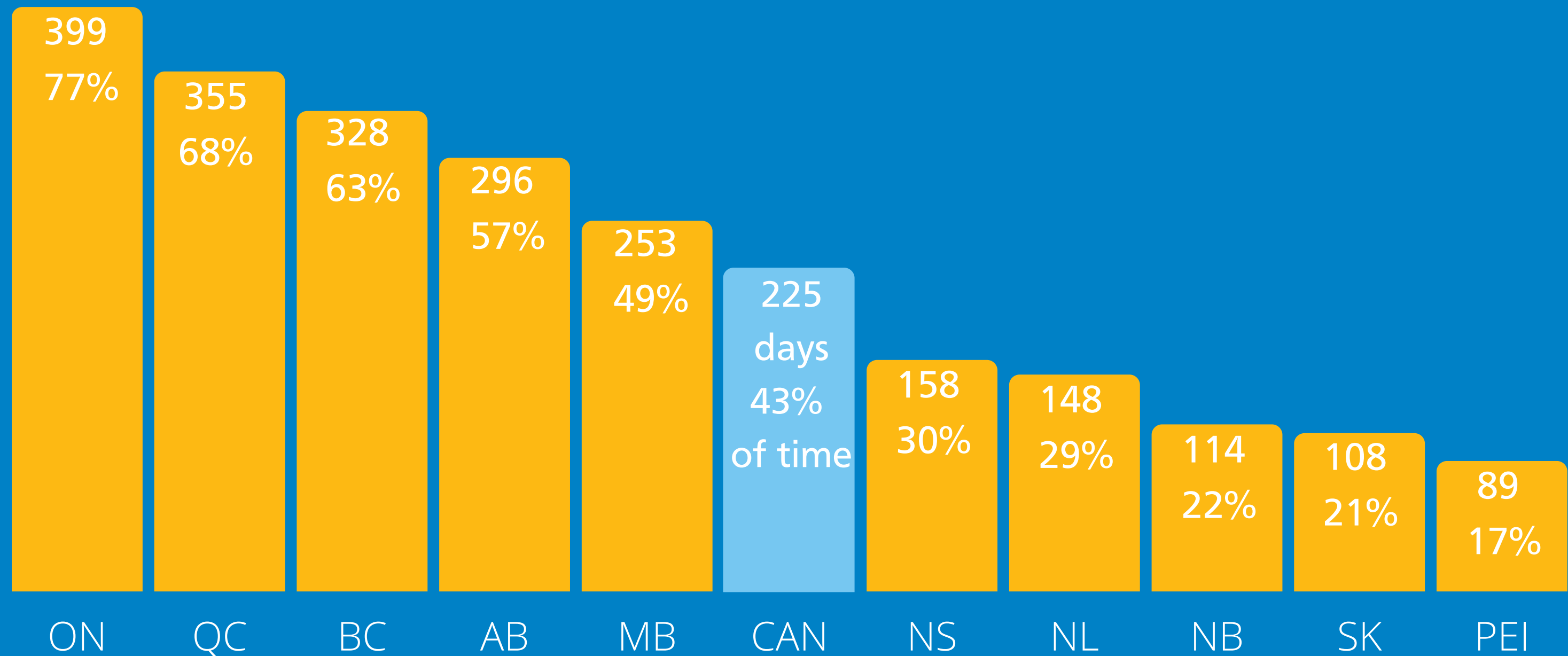
2) Days closed for a province represent the largest city in the province; figures for other businesses in a province may vary depending on local/regional restrictions.

3) Days closed for restaurants and bars represent restaurants; for some provinces, other businesses in this category may face different restrictions and have a different total.



Arts and Recreation Sector

Total Time Closed since the Start of the Pandemic (March 11, 2020)

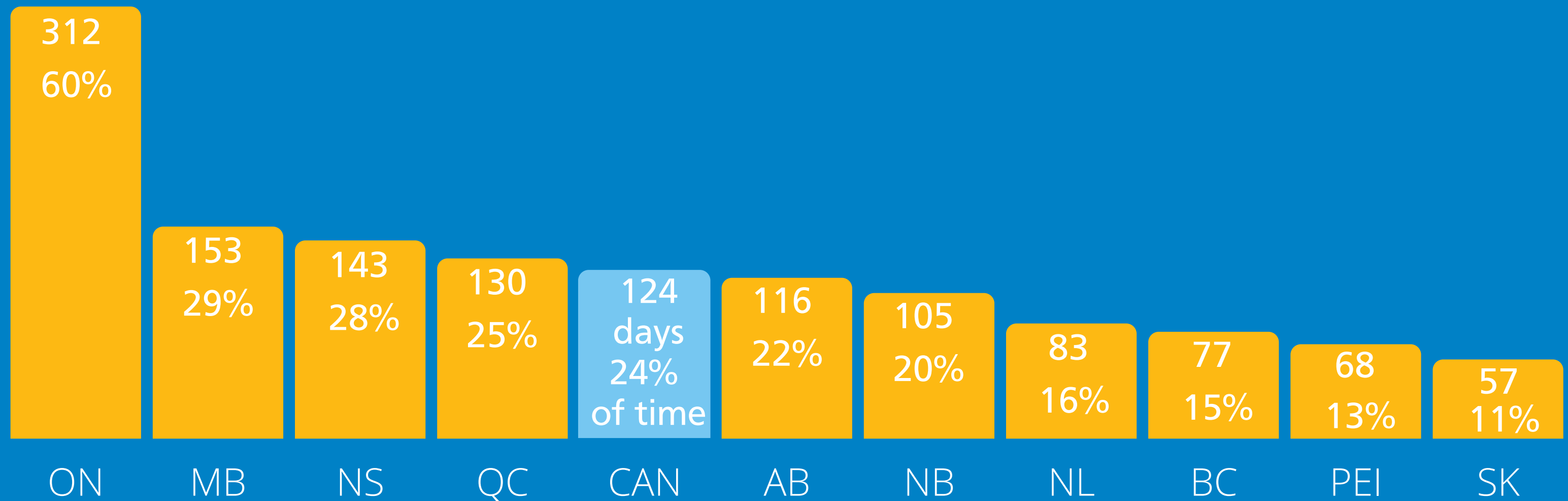


Notes: 1) Percentage is calculated as the share of time closed since March 11, 2020, when COVID-19 was declared a pandemic by the World Health Organization (total pandemic period: 519 days as of August 12, 2021).
2) Days closed for a province represent the largest city in the province; figures for other businesses in a province may vary depending on local/regional restrictions.
3) Days closed for arts & recreation centres represent bowling alleys; for some provinces, other businesses in this category may face different restrictions and have a different total.



Personal and Wellness Services

Total Time Closed since the Start of the Pandemic (March 11, 2020)



Notes: 1) Percentage is calculated as the share of time closed since March 11, 2020, when COVID-19 was declared a pandemic by the World Health Organization (total pandemic period: 519 days as of August 12, 2021).

2) Days closed for a province represent the largest city in the province; figures for other businesses in a province may vary depending on local/regional restrictions.

3) Days closed for personal and wellness services represent hair dressers; for some provinces, other businesses in this category may face different restrictions and have a different total.

