

Business Barometer®

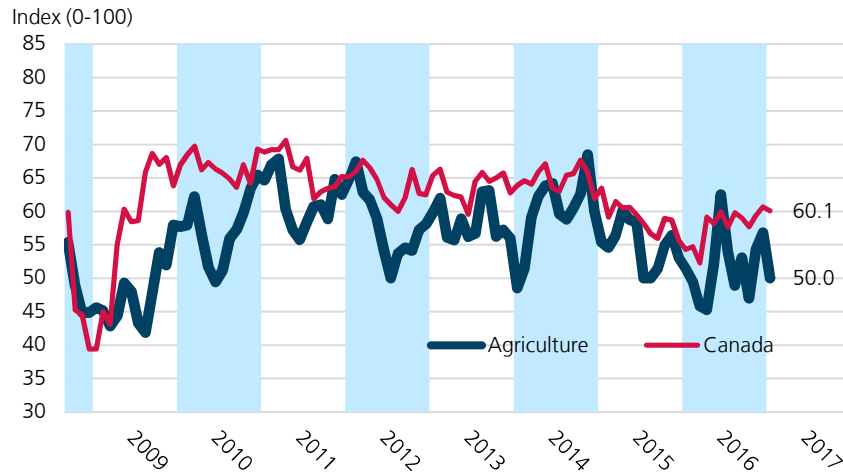
Agriculture

January 2017

Agriculture data presented as 2-mth moving averages

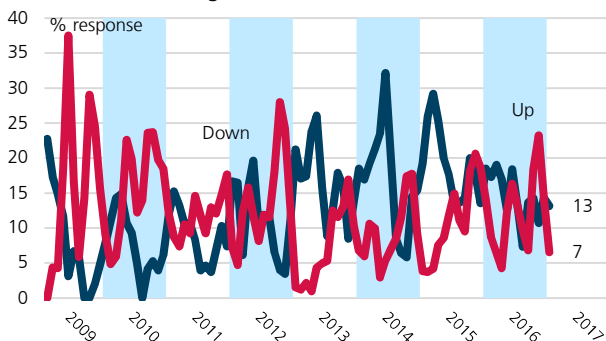
Resp= 65

1. Business Barometer Index



	Index
Canada	60.1
Agriculture	50.0
Natural resources	64.5
Construction	54.6
Manufacturing	68.4
Wholesale	63.2
Retail	53.8
Transportation	57.1
Information, arts, recr.	65.9
Fin., insur., real estate	61.8
Prof. & enterprise serv.	65.1
Health & educ. serv.	58.5
Hospitality	56.7
Personal services	57.3

2. Full-time staffing intentions, next 3 months



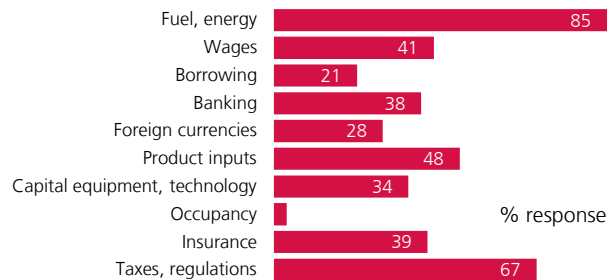
3. General state of business health



4. Limitations on sales or production growth



5. Major cost constraints



Ted Mallett, vice-president & chief economist, 416 222-8022

Andreea Bourgeois, senior analyst, 506 855-2526

Simon Gaudreault, director, economic affairs, Quebec, 514 861-3234

Business Barometer®

Natural resources

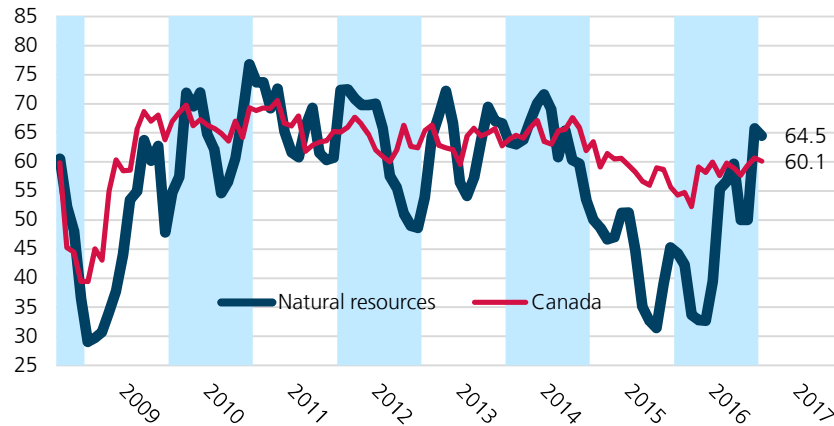
January 2017

Natural resources data presented as 3-mth moving averages

Resp= 31

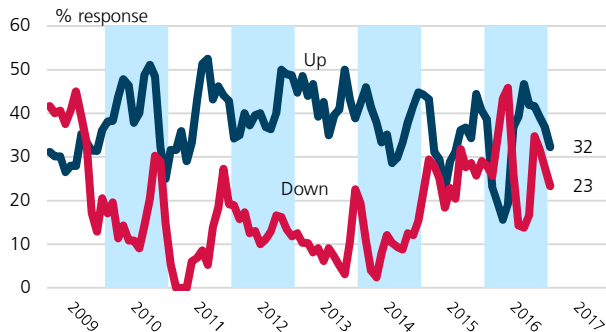
1. Business Barometer Index

Index (0-100)

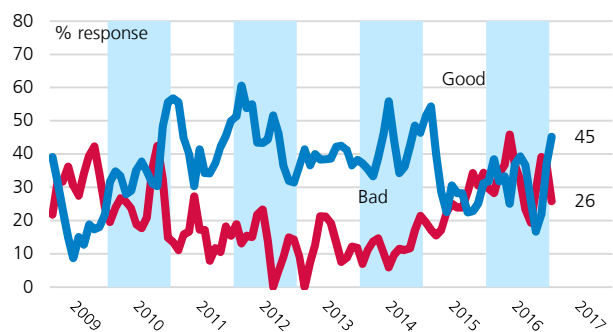


	Index
Canada	60.1
Agriculture	50.0
Natural resources	64.5
Construction	54.6
Manufacturing	68.4
Wholesale	63.2
Retail	53.8
Transportation	57.1
Information, arts, recr.	65.9
Fin., insur., real estate	61.8
Prof. & enterprise serv.	65.1
Health & educ. serv.	58.5
Hospitality	56.7
Personal services	57.3

2. Full-time staffing intentions, next 3 months



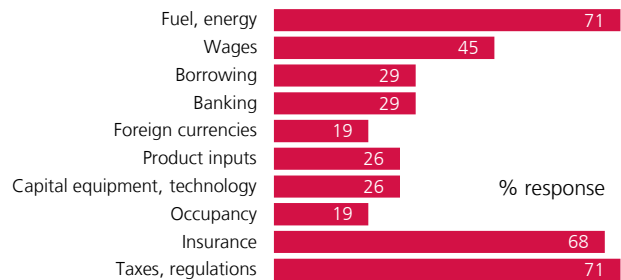
3. General state of business health



4. Limitations on sales or production growth



5. Major cost constraints



Ted Mallett, vice-president & chief economist, 416 222-8022
 Andreea Bourgeois, senior analyst, 506 855-2526
 Simon Gaudreault, director, economic affairs, Quebec, 514 861-3234

Business Barometer®

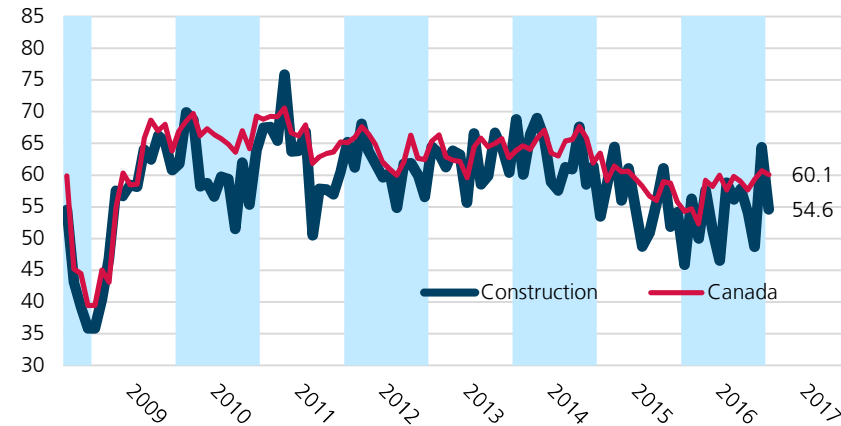
Construction

January 2017

Resp= 87

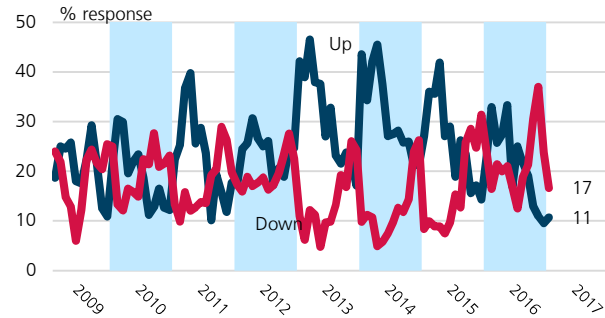
1. Business Barometer Index

Index (0-100)

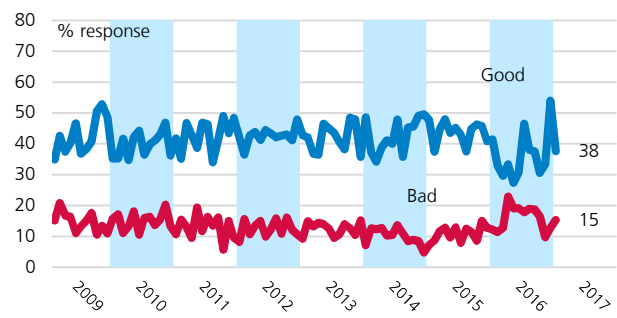


	Index
Canada	60.1
Agriculture	50.0
Natural resources	64.5
Construction	54.6
Manufacturing	68.4
Wholesale	63.2
Retail	53.8
Transportation	57.1
Information, arts, recr.	65.9
Fin., insur., real estate	61.8
Prof. & enterprise serv.	65.1
Health & educ. serv.	58.5
Hospitality	56.7
Personal services	57.3

2. Full-time staffing intentions, next 3 months



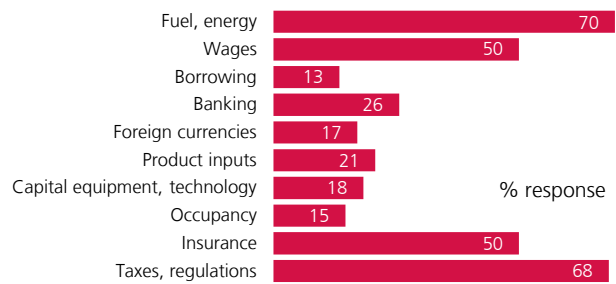
3. General state of business health



4. Limitations on sales or production growth



5. Major cost constraints



Ted Mallett, vice-president & chief economist, 416 222-8022
 Andreea Bourgeois, senior analyst, 506 855-2526
 Simon Gaudreault, director, economic affairs, Quebec, 514 861-3234

Business Barometer®

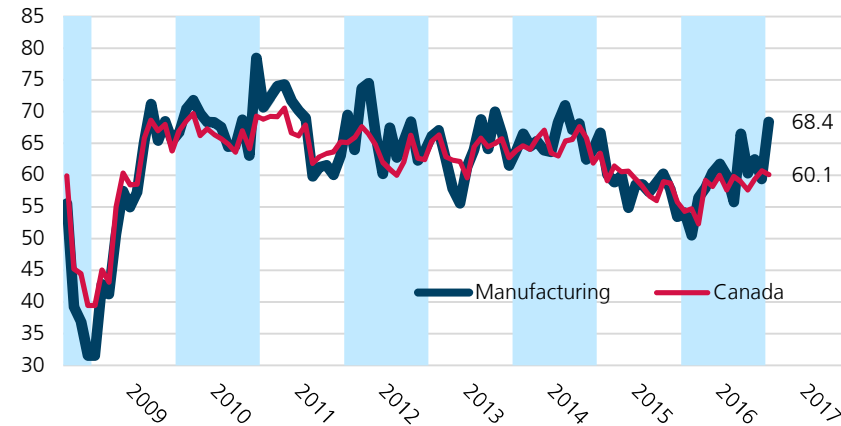
Manufacturing

January 2017

1. Business Barometer Index

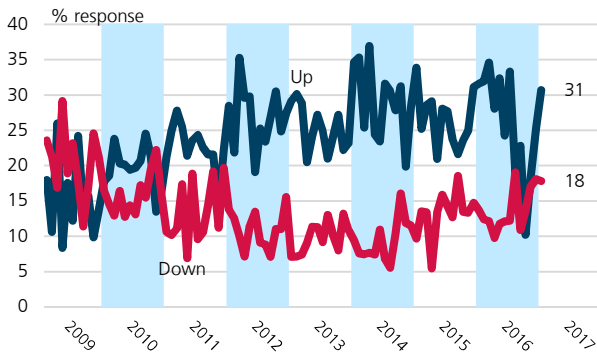
Resp= 106

Index (0-100)

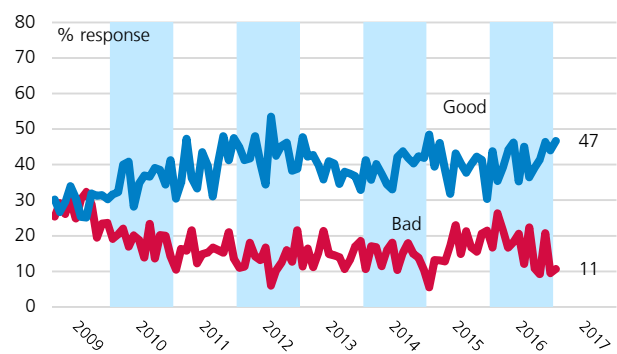


	Index
Canada	60.1
Agriculture	50.0
Natural resources	64.5
Construction	54.6
Manufacturing	68.4
Wholesale	63.2
Retail	53.8
Transportation	57.1
Information, arts, recr.	65.9
Fin., insur., real estate	61.8
Prof. & enterprise serv.	65.1
Health & educ. serv.	58.5
Hospitality	56.7
Personal services	57.3

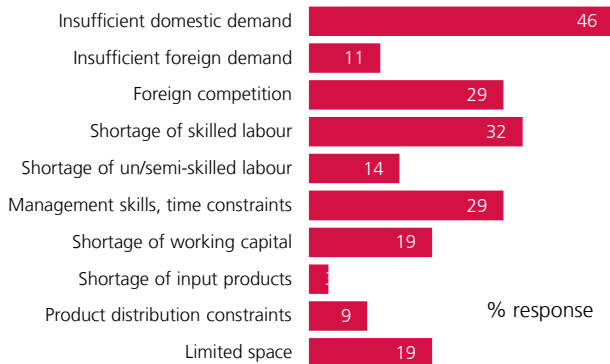
2. Full-time staffing intentions, next 3 months



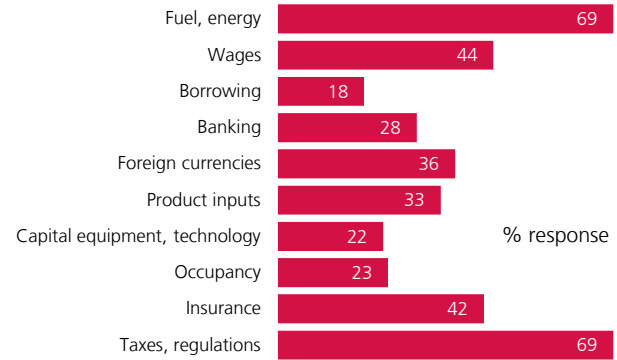
3. General state of business health



4. Limitations on sales or production growth



5. Major cost constraints



Ted Mallett, vice-president & chief economist, 416 222-8022
 Andreea Bourgeois, senior analyst, 506 855-2526
 Simon Gaudreault, director, economic affairs, Quebec, 514 861-3234

Business Barometer®

Wholesale

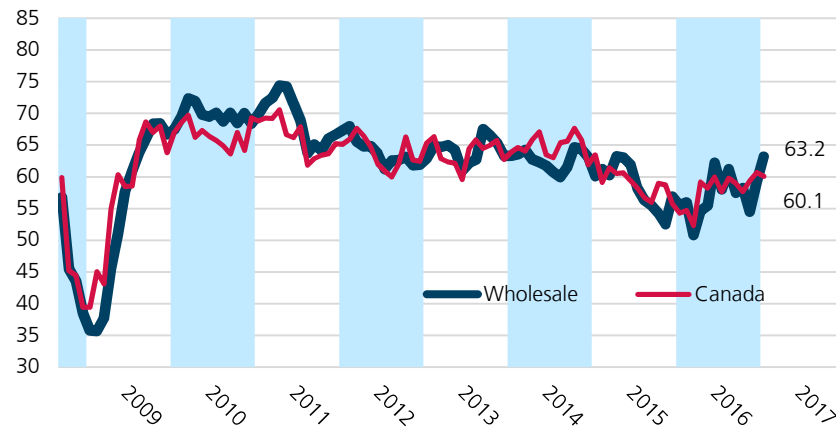
January 2017

Wholesale data presented as 3-mth moving averages

Resp= 148

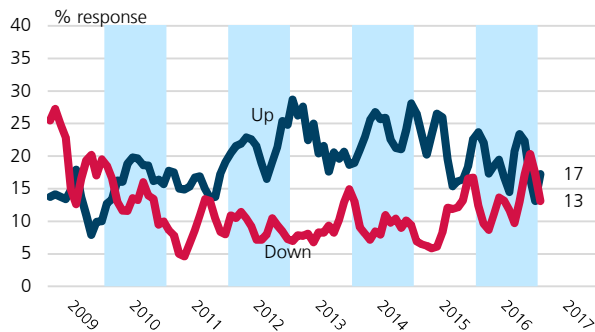
1. Business Barometer Index

Index (0-100)

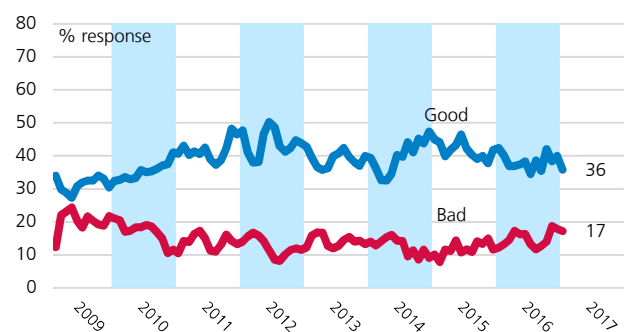


	Index
Canada	60.1
Agriculture	50.0
Natural resources	64.5
Construction	54.6
Manufacturing	68.4
Wholesale	63.2
Retail	53.8
Transportation	57.1
Information, arts, recr.	65.9
Fin., insur., real estate	61.8
Prof. & enterprise serv.	65.1
Health & educ. serv.	58.5
Hospitality	56.7
Personal services	57.3

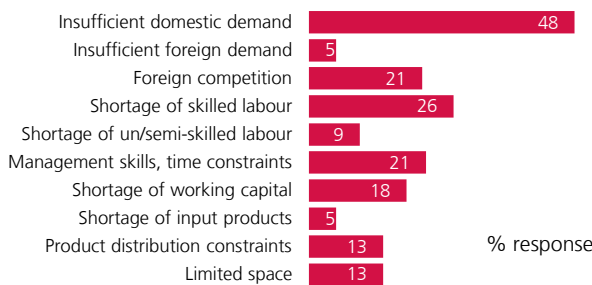
2. Full-time staffing intentions, next 3 months



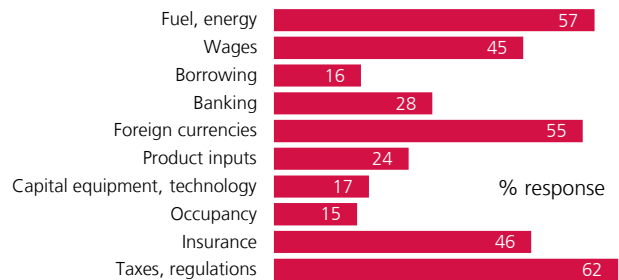
3. General state of business health



4. Limitations on sales or production growth



5. Major cost constraints



Ted Mallett, vice-president & chief economist, 416 222-8022

Andrea Bourgeois, senior analyst, 506 855-2526

Simon Gaudreault, director, economic affairs, Quebec, 514 861-3234

Business Barometer®

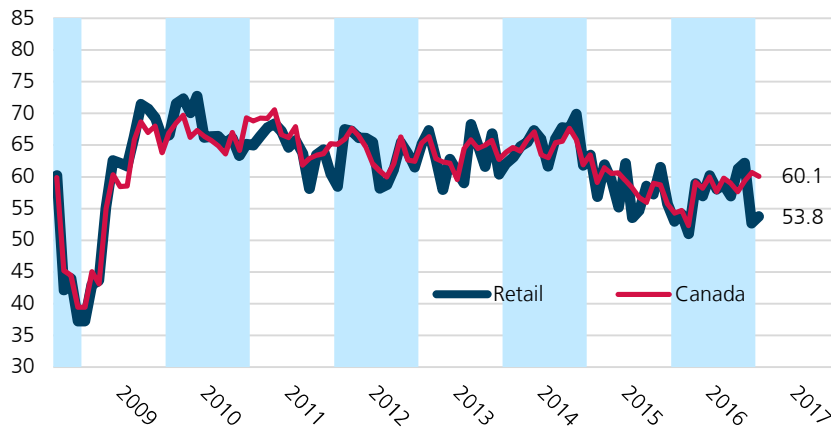
Retail

January 2017

Resp= 133

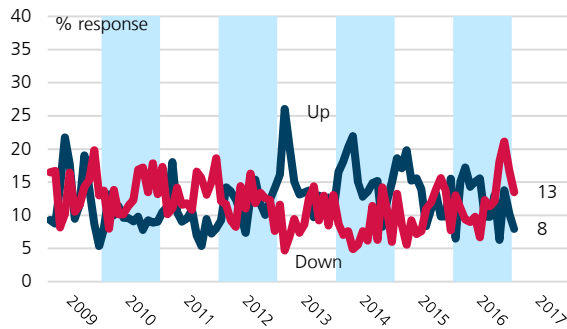
1. Business Barometer Index

Index (0-100)

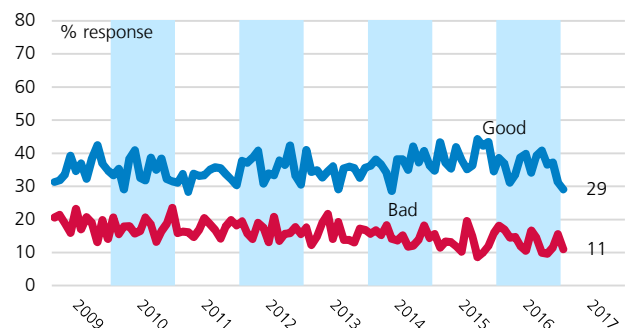


	Index
Canada	60.1
Agriculture	50.0
Natural resources	64.5
Construction	54.6
Manufacturing	68.4
Wholesale	63.2
Retail	53.8
Transportation	57.1
Information, arts, recr.	65.9
Fin., insur., real estate	61.8
Prof. & enterprise serv.	65.1
Health & educ. serv.	58.5
Hospitality	56.7
Personal services	57.3

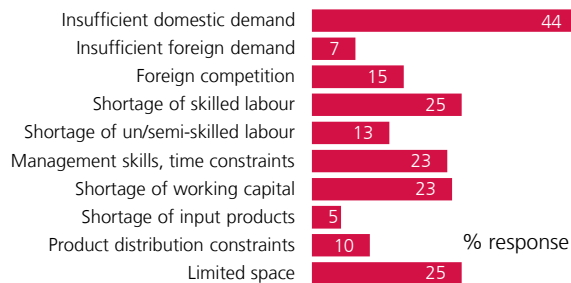
2. Full-time staffing intentions, next 3 months



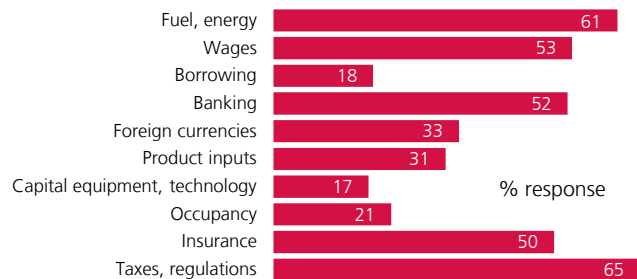
3. General state of business health



4. Limitations on sales or production growth



5. Major cost constraints



Ted Mallett, vice-president & chief economist, 416 222-8022
 Simon Gaudreault, senior economist, 514 861-3234
 Andreea Bourgeois, senior analyst, 506 855-2526

Business Barometer®

Transportation

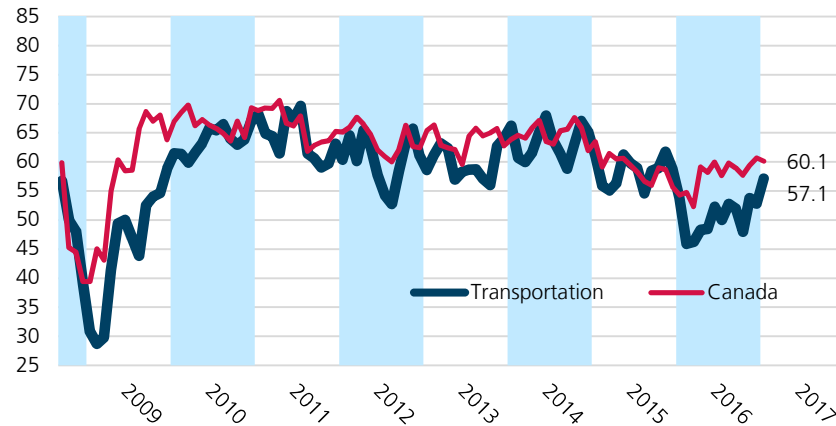
January 2017

Transportation data presented as 3-mth moving averages

Resp= 63

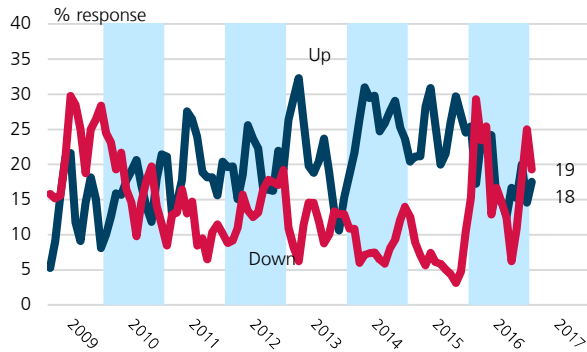
1. Business Barometer Index

Index (0-100)

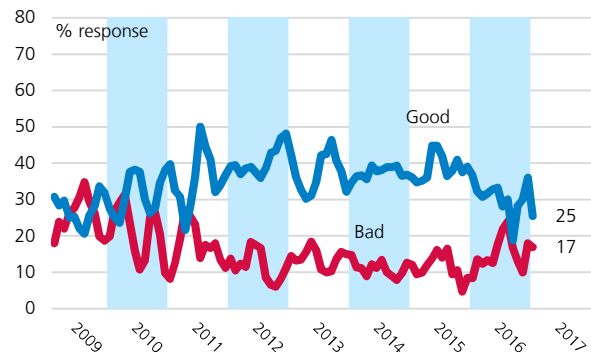


	Index
Canada	60.1
Agriculture	50.0
Natural resources	64.5
Construction	54.6
Manufacturing	68.4
Wholesale	63.2
Retail	53.8
Transportation	57.1
Information, arts, recr.	65.9
Fin., insur., real estate	61.8
Prof. & enterprise serv.	65.1
Health & educ. serv.	58.5
Hospitality	56.7
Personal services	57.3

2. Full-time staffing intentions, next 3 months



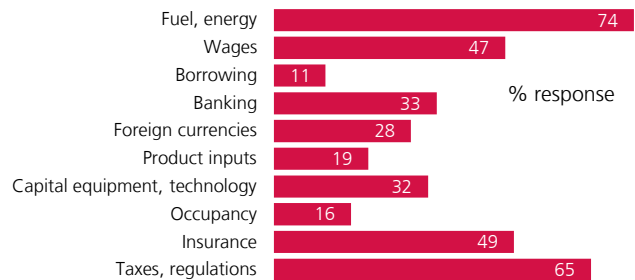
3. General state of business health



4. Limitations on sales or production growth



5. Major cost constraints



Ted Mallett, vice-president & chief economist, 416 222-8022
 Andreea Bourgeois, senior analyst, 506 855-2526
 Simon Gaudreault, director, economic affairs, Quebec, 514 861-3234

Business Barometer®

Information, arts, recr.

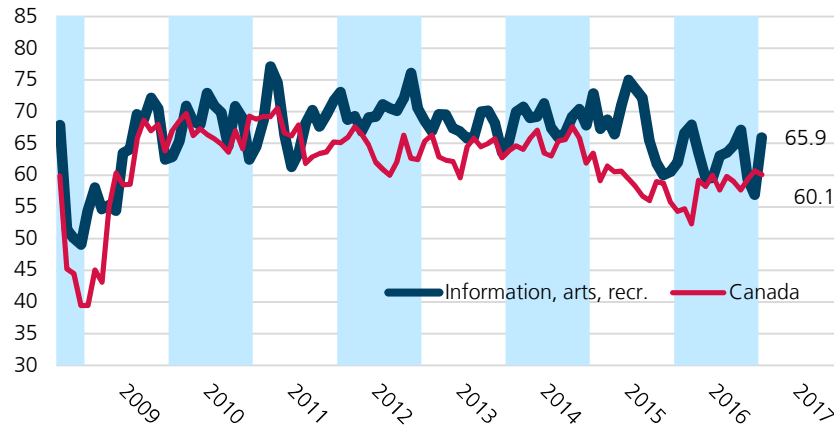
January 2017

Arts, recreation, information data presented as 3-mth moving averages

Resp= 44

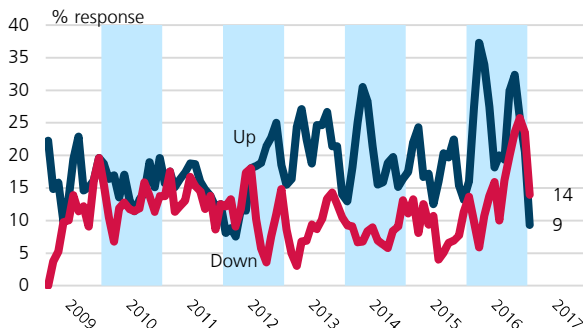
1. Business Barometer Index

Index (0-100)

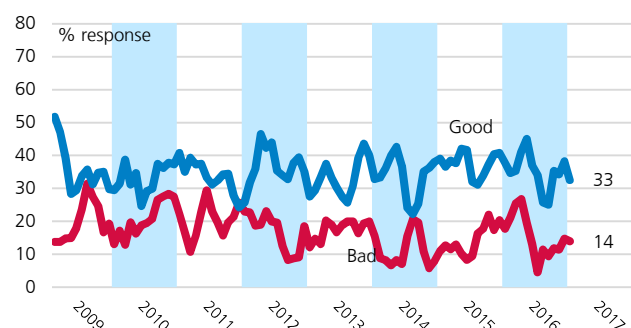


	Index
Canada	60.1
Agriculture	50.0
Natural resources	64.5
Construction	54.6
Manufacturing	68.4
Wholesale	63.2
Retail	53.8
Transportation	57.1
Information, arts, recr.	65.9
Fin., insur., real estate	61.8
Prof. & enterprise serv.	65.1
Health & educ. serv.	58.5
Hospitality	56.7
Personal services	57.3

2. Full-time staffing intentions, next 3 months



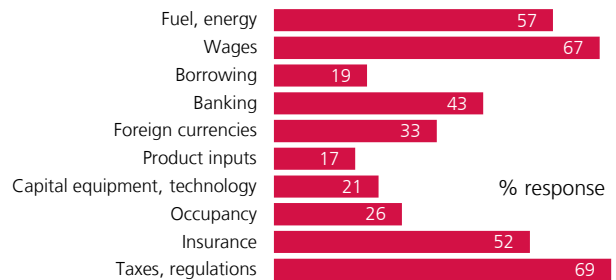
3. General state of business health



4. Limitations on sales or production growth



5. Major cost constraints



Ted Mallett, vice-president & chief economist, 416 222-8022
 Andreea Bourgeois, senior analyst, 506 855-2526
 Simon Gaudreault, director, economic affairs, Quebec, 514 861-3234

Business Barometer®

Fin., insur., real estate

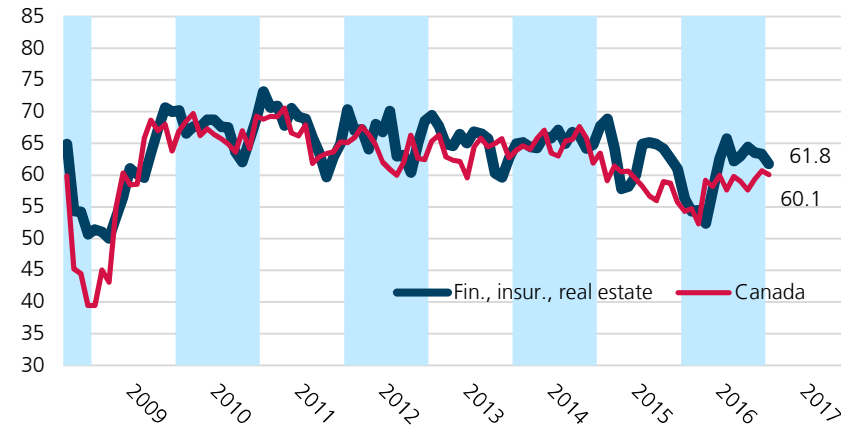
January 2017

Finance, insurance and real estate data presented as 3-mth moving averages

Resp= 85

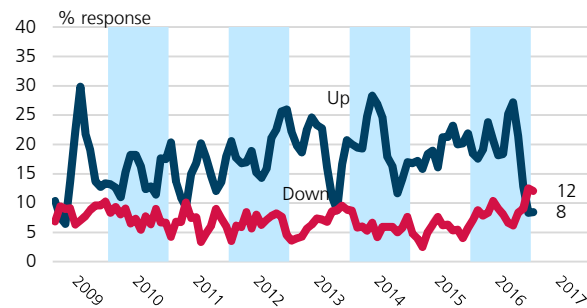
1. Business Barometer Index

Index (0-100)

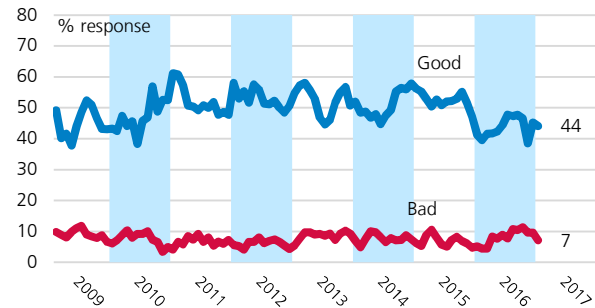


	Index
Canada	60.1
Agriculture	50.0
Natural resources	64.5
Construction	54.6
Manufacturing	68.4
Wholesale	63.2
Retail	53.8
Transportation	57.1
Information, arts, recr.	65.9
Fin., insur., real estate	61.8
Prof. & enterprise serv.	65.1
Health & educ. serv.	58.5
Hospitality	56.7
Personal services	57.3

2. Full-time staffing intentions, next 3 months



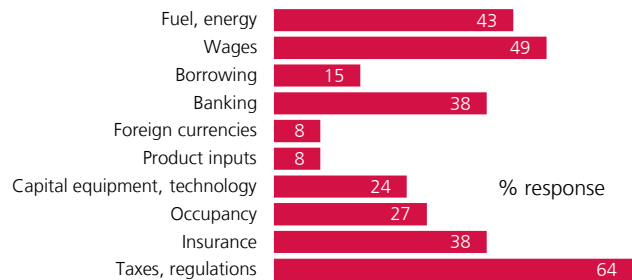
3. General state of business health



4. Limitations on sales or production growth



5. Major cost constraints



Ted Mallett, vice-president & chief economist, 416 222-8022

Andrea Bourgeois, senior analyst, 506 855-2526

Simon Gaudreault, director, economic affairs, Quebec, 514 861-3234

Business Barometer®

Prof. & enterprise serv.

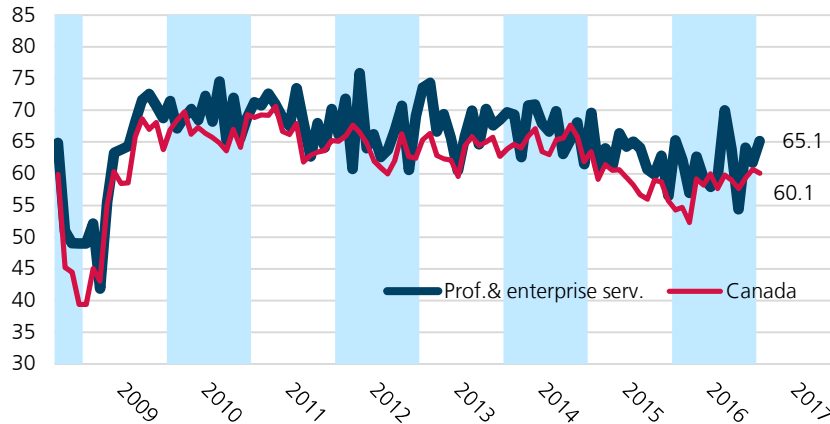
January 2017

Professional and enterprise services data presented as 3-mth moving averages

Resp= 255

1. Business Barometer Index

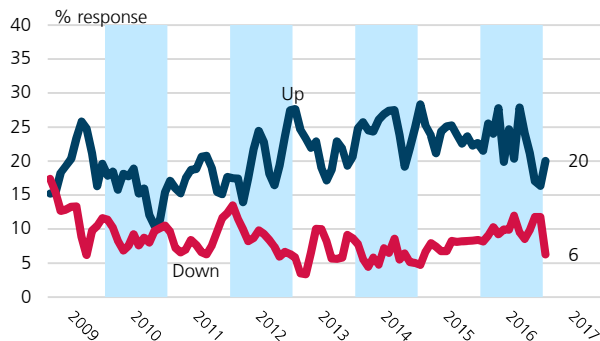
Index (0-100)



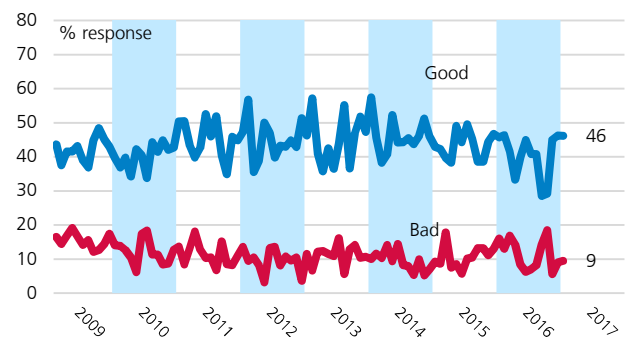
Index

Canada	60.1
Agriculture	50.0
Natural resources	64.5
Construction	54.6
Manufacturing	68.4
Wholesale	63.2
Retail	53.8
Transportation	57.1
Information, arts, recr.	65.9
Fin., insur., real estate	61.8
Prof. & enterprise serv.	65.1
Health & educ. serv.	58.5
Hospitality	56.7
Personal services	57.3

2. Full-time staffing intentions, next 3 months



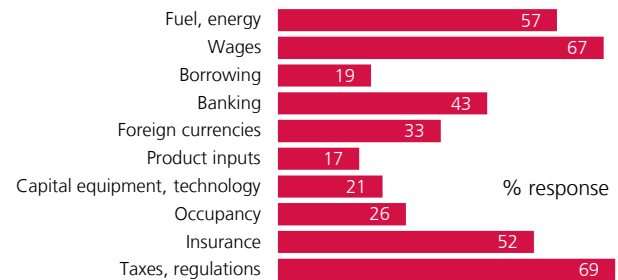
3. General state of business health



4. Limitations on sales or production growth



5. Major cost constraints



Ted Mallett, vice-president & chief economist, 416 222-8022

Andrea Bourgeois, senior analyst, 506 855-2526

Simon Gaudreault, director, economic affairs, Quebec, 514 861-3234

Business Barometer®

Health & educ. serv.

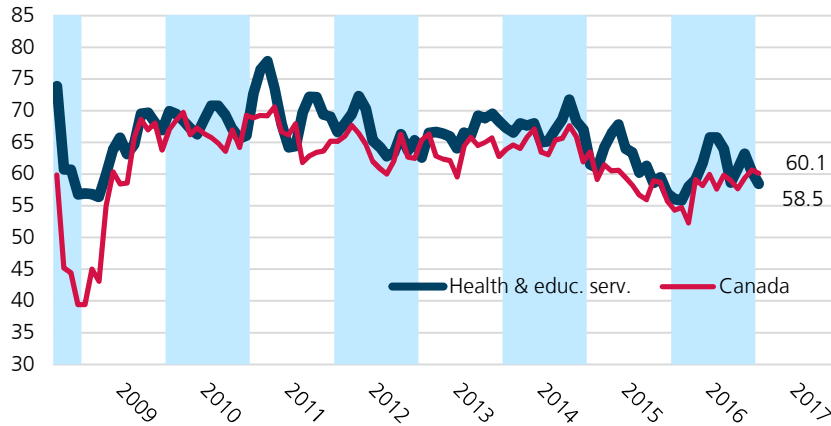
January 2017

Health and education data presented as 3-mth moving averages

Resp= 71

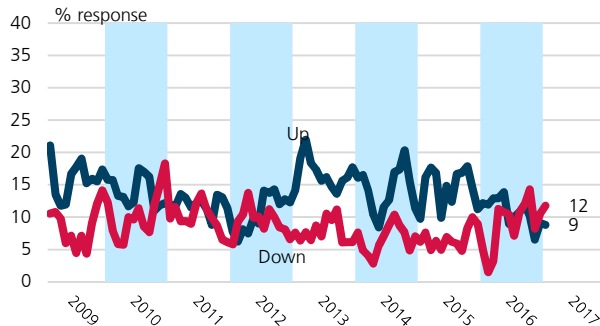
1. Business Barometer Index

Index (0-100)

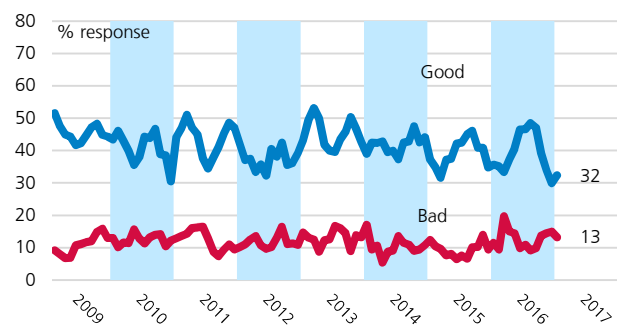


	Index
Canada	60.1
Agriculture	50.0
Natural resources	64.5
Construction	54.6
Manufacturing	68.4
Wholesale	63.2
Retail	53.8
Transportation	57.1
Information, arts, recr.	65.9
Fin., insur., real estate	61.8
Prof. & enterprise serv.	65.1
Health & educ. serv.	58.5
Hospitality	56.7
Personal services	57.3

2. Full-time staffing intentions, next 3 months



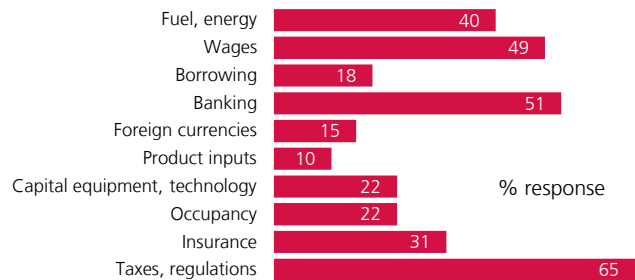
3. General state of business health



4. Limitations on sales or production growth



5. Major cost constraints



Ted Mallett, vice-president & chief economist, 416 222-8022
 Andreea Bourgeois, senior analyst, 506 855-2526
 Simon Gaudreault, director, economic affairs, Quebec, 514 861-3234

Business Barometer®

Hospitality

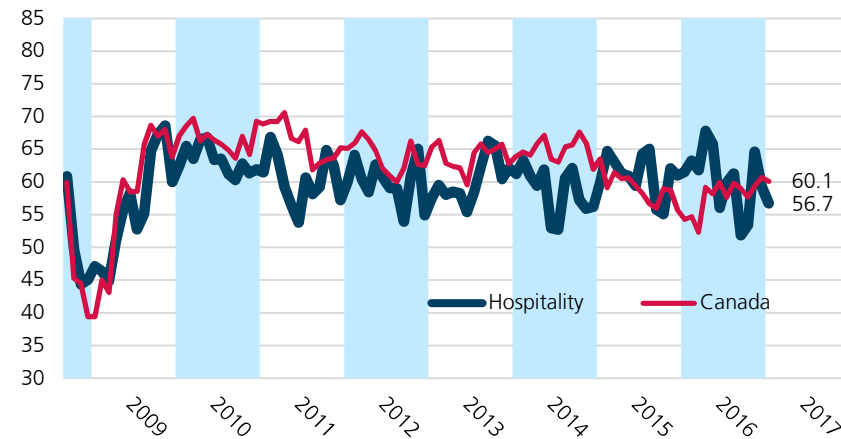
January 2017

Hospitality data presented as 2-mth moving averages

Resp= 52

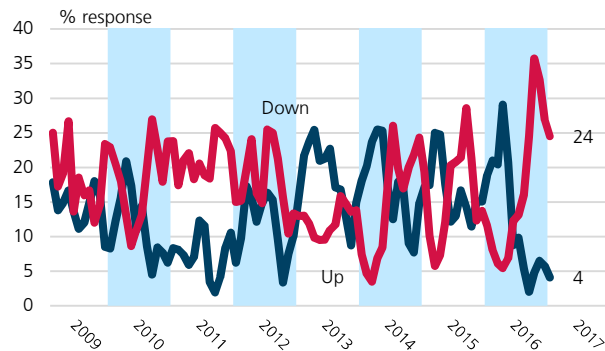
1. Business Barometer Index

Index (0-100)

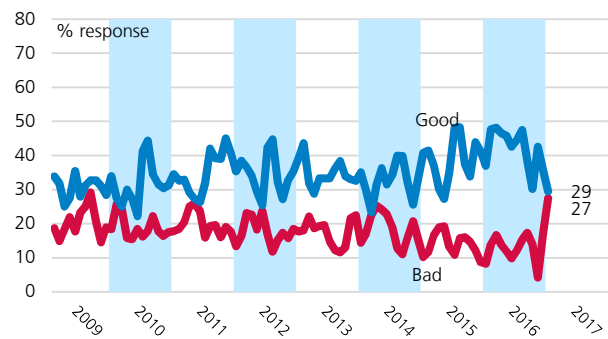


Category	Index
Canada	60.1
Agriculture	50.0
Natural resources	64.5
Construction	54.6
Manufacturing	68.4
Wholesale	63.2
Retail	53.8
Transportation	57.1
Information, arts, recr.	65.9
Fin., insur., real estate	61.8
Prof. & enterprise serv.	65.1
Health & educ. serv.	58.5
Hospitality	56.7
Personal services	57.3

2. Full-time staffing intentions, next 3 months



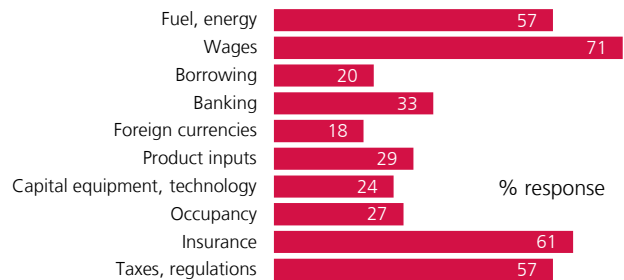
3. General state of business health



4. Limitations on sales or production growth



5. Major cost constraints



Ted Mallett, vice-president & chief economist, 416 222-8022

Andreea Bourgeois, senior analyst, 506 855-2526

Simon Gaudreault, director, economic affairs, Quebec, 514 861-3234

Business Barometer®

Personal services

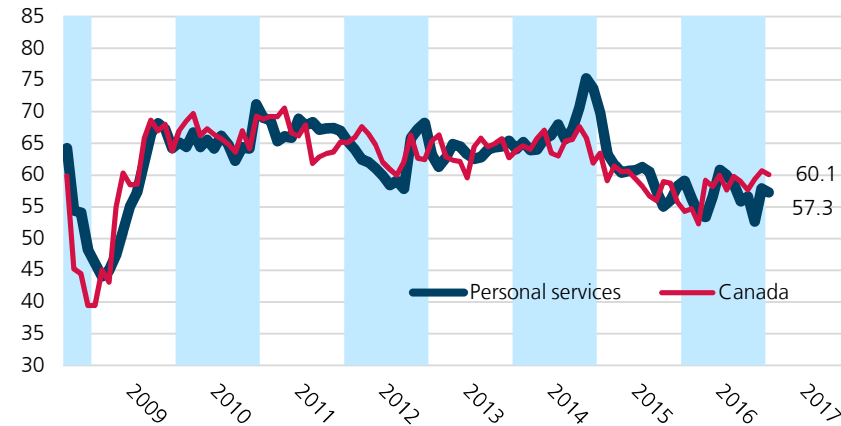
January 2017

Personal services data presented as 3-mth moving averages

Resp= 193

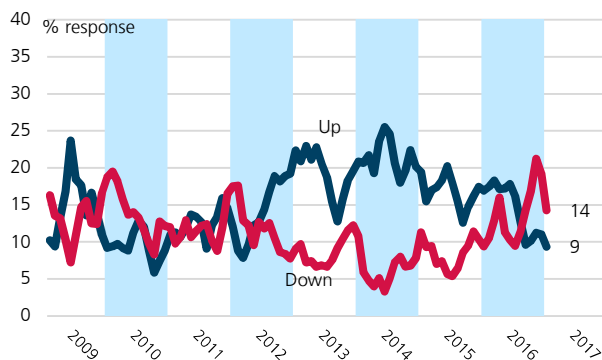
1. Business Barometer Index

Index (0-100)

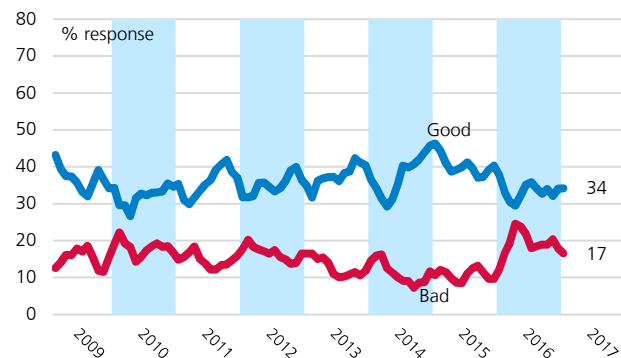


	Index
Canada	60.1
Agriculture	50.0
Natural resources	64.5
Construction	54.6
Manufacturing	68.4
Wholesale	63.2
Retail	53.8
Transportation	57.1
Information, arts, recr.	65.9
Fin., insur., real estate	61.8
Prof. & enterprise serv.	65.1
Health & educ. serv.	58.5
Hospitality	56.7
Personal services	57.3

2. Full-time staffing intentions, next 3 months



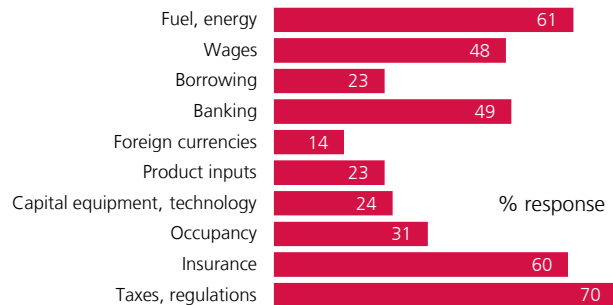
3. General state of business health



4. Limitations on sales or production growth



5. Major cost constraints



Ted Mallett, vice-president & chief economist, 416 222-8022
 Andreea Bourgeois, senior analyst, 506 855-2526
 Simon Gaudreault, director, economic affairs, Quebec, 514 861-3234