

Business Barometer®

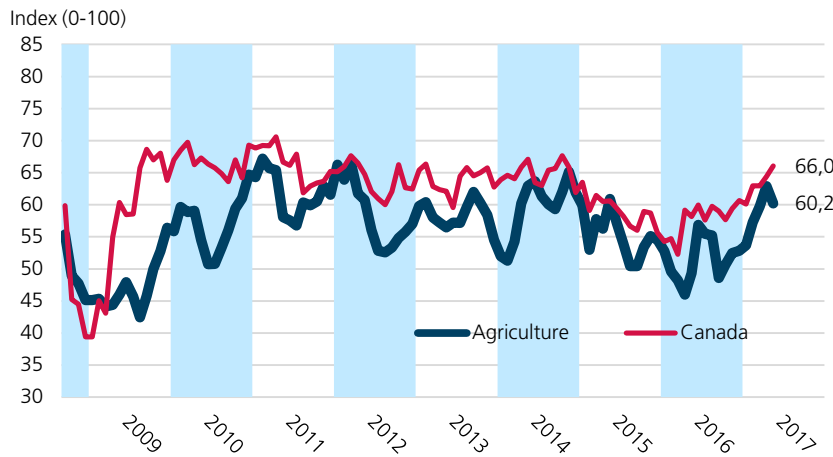
Agriculture

May 2017

Data have been rebased to 3-month moving averages unless otherwise specified.

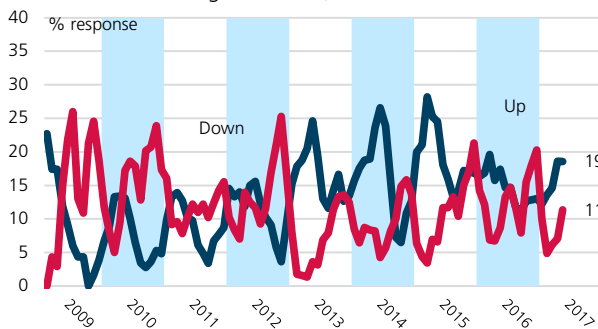
Resp= 103

1. Business Barometer Index

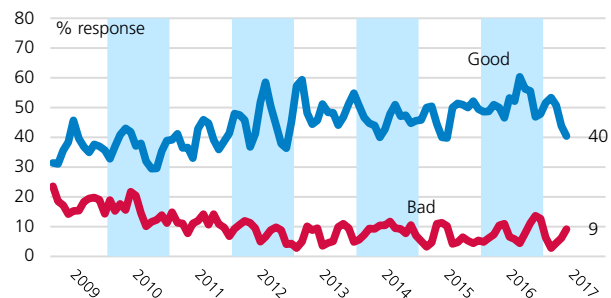


	Index
Canada	66,0
Agriculture	60,2
Natural resources	56,8
Construction	57,9
Manufacturing	68,9
Wholesale	66,1
Retail	63,5
Transportation	60,5
Information, arts, recr.	64,3
Fin., insur., real estate	72,5
Prof. & enterprise serv.	72,7
Health & educ. serv.	71,6
Hospitality	67,4
Personal services	61,9

2. Full-time staffing intentions, next 3 months



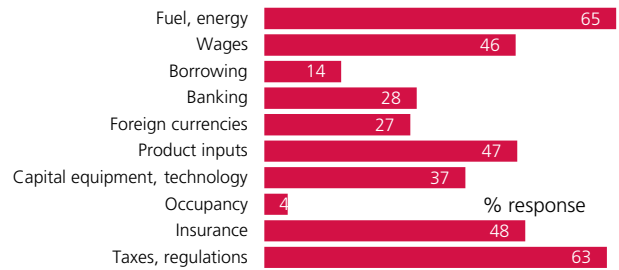
3. General state of business health



4. Limitations on sales or production growth*



5. Major cost constraints*



Ted Mallett, vice-president & chief economist, 416 222-8022

Andreea Bourgeois, senior analyst, 506 855-2526

Simon Gaudreault, director, economic affairs, Quebec, 514 861-3234

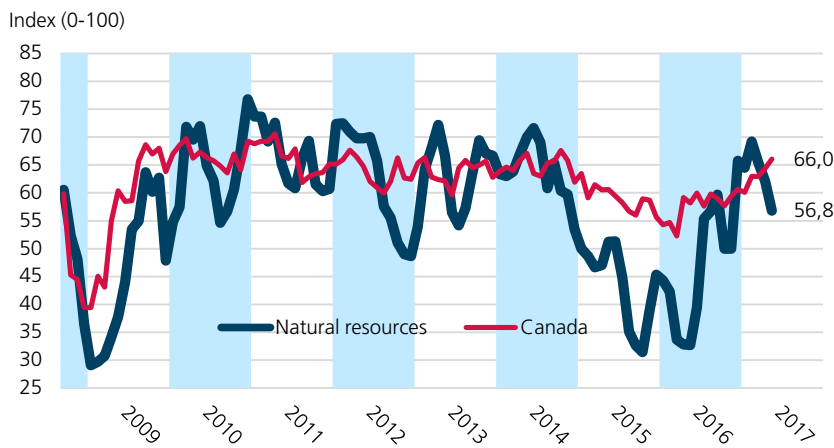
Business Barometer®

Natural resources

May 2017

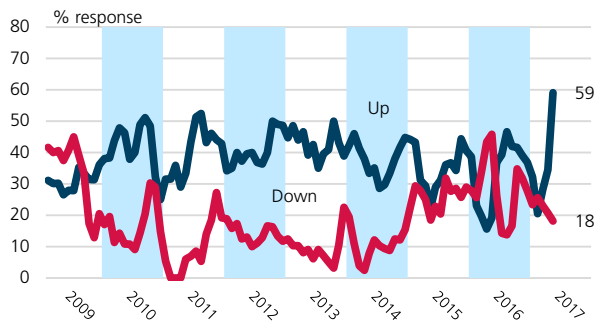
Data presented as 3-mth moving averages unless elsewhere specified Resp= 22

1. Business Barometer Index

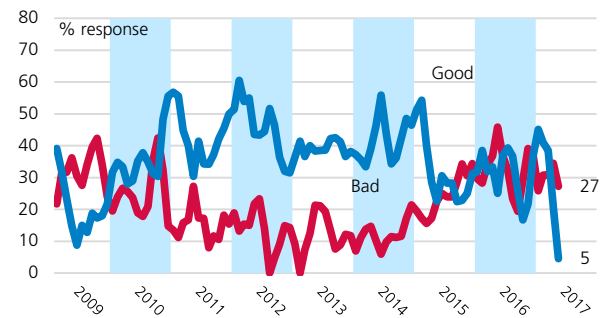


	Index
Canada	66,0
Agriculture	60,2
Natural resources	56,8
Construction	57,9
Manufacturing	68,9
Wholesale	66,1
Retail	63,5
Transportation	60,5
Information, arts, recr.	64,3
Fin., insur., real estate	72,5
Prof. & enterprise serv.	72,7
Health & educ. serv.	71,6
Hospitality	67,4
Personal services	61,9

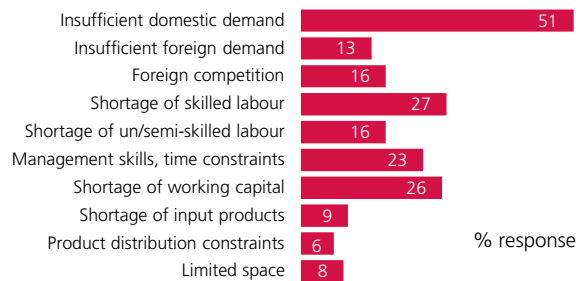
2. Full-time staffing intentions, next 3 months



3. General state of business health

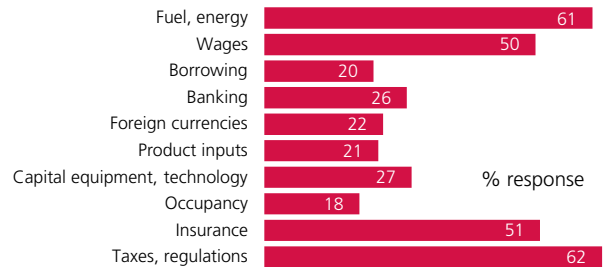


4. Limitations on sales or production growth*



* 12-month moving averages.

5. Major cost constraints*



* 12-month moving averages.

Ted Mallett, vice-president & chief economist, 416 222-8022

Andreea Bourgeois, senior analyst, 506 855-2526

Simon Gaudreault, director, economic affairs, Quebec, 514 861-3234

Business Barometer®

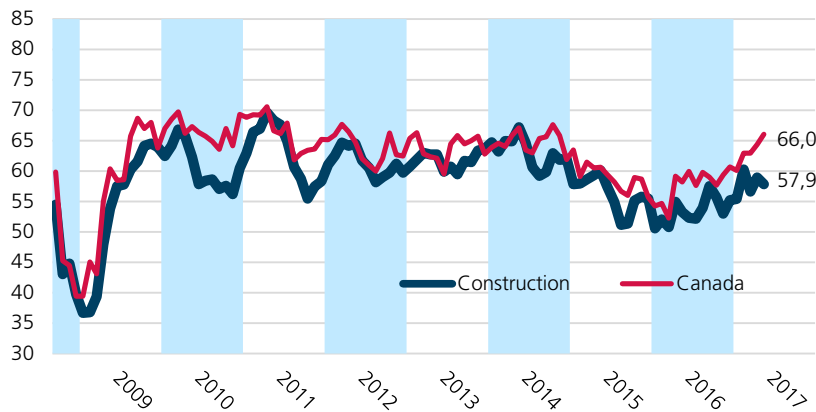
Construction

May 2017

Data have been rebased to 3-month moving averages unless otherwise specified. Resp= 261

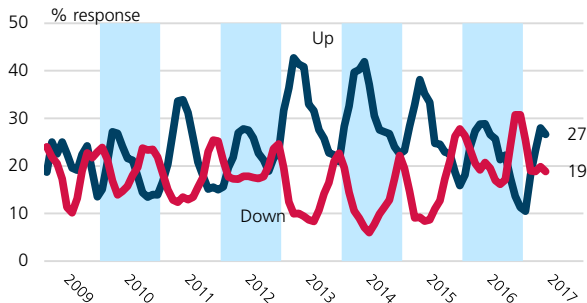
1. Business Barometer Index

Index (0-100)

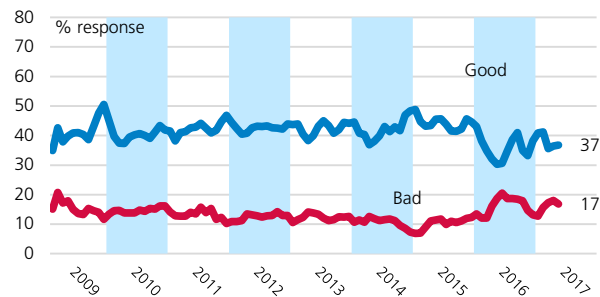


	Index
Canada	66,0
Agriculture	60,2
Natural resources	56,8
Construction	57,9
Manufacturing	68,9
Wholesale	66,1
Retail	63,5
Transportation	60,5
Information, arts, recr.	64,3
Fin., insur., real estate	72,5
Prof. & enterprise serv.	72,7
Health & educ. serv.	71,6
Hospitality	67,4
Personal services	61,9

2. Full-time staffing intentions, next 3 months



3. General state of business health

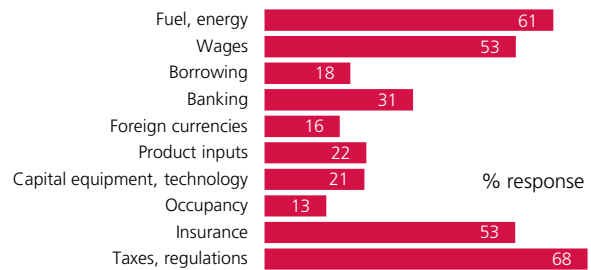


4. Limitations on sales or production growth*



* 12-month moving averages.

5. Major cost constraints*



* 12-month moving averages.

Ted Mallett, vice-president & chief economist, 416 222-8022

Andreea Bourgeois, senior analyst, 506 855-2526

Simon Gaudreault, director, economic affairs, Quebec, 514 861-3234

Business Barometer®

Manufacturing

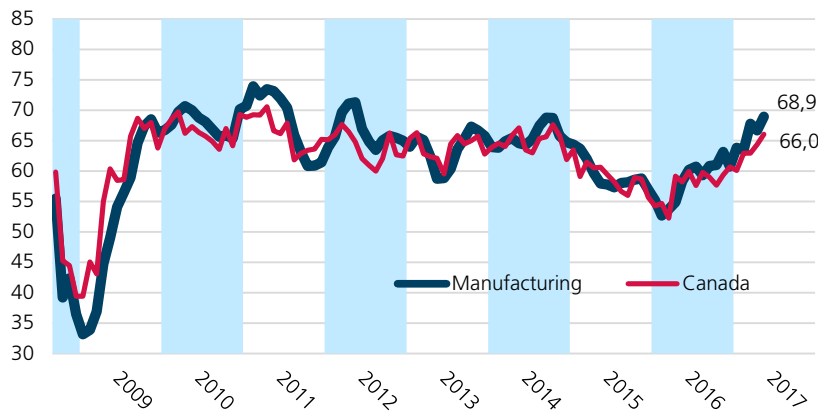
May 2017

Data have been rebased to 3-month moving averages unless otherwise specified.

Resp= 264

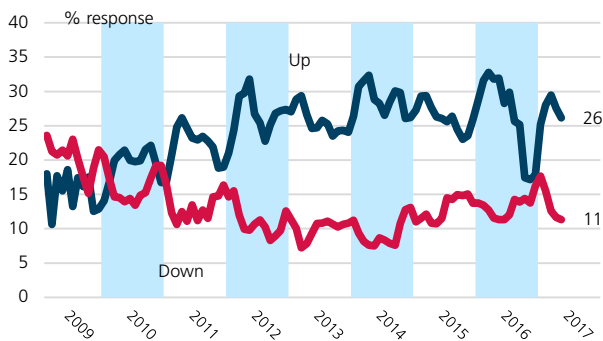
1. Business Barometer Index

Index (0-100)

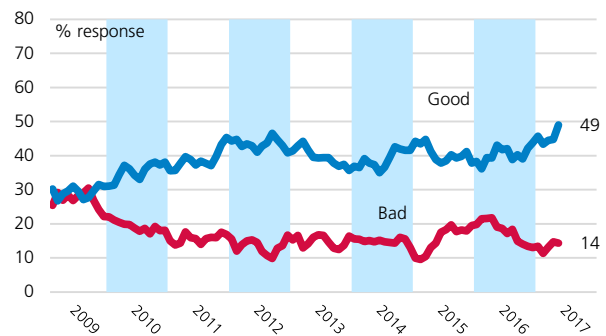


	Index
Canada	66,0
Agriculture	60,2
Natural resources	56,8
Construction	57,9
Manufacturing	68,9
Wholesale	66,1
Retail	63,5
Transportation	60,5
Information, arts, recr.	64,3
Fin., insur., real estate	72,5
Prof. & enterprise serv.	72,7
Health & educ. serv.	71,6
Hospitality	67,4
Personal services	61,9

2. Full-time staffing intentions, next 3 months



3. General state of business health

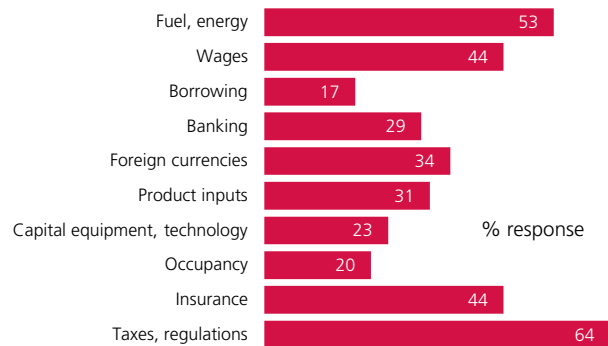


4. Limitations on sales or production growth*



* 12-month moving averages.

5. Major cost constraints*



* 12-month moving averages.

Ted Mallett, vice-president & chief economist, 416 222-8022

Andreea Bourgeois, senior analyst, 506 855-2526

Simon Gaudreault, director, economic affairs, Quebec, 514 861-3234

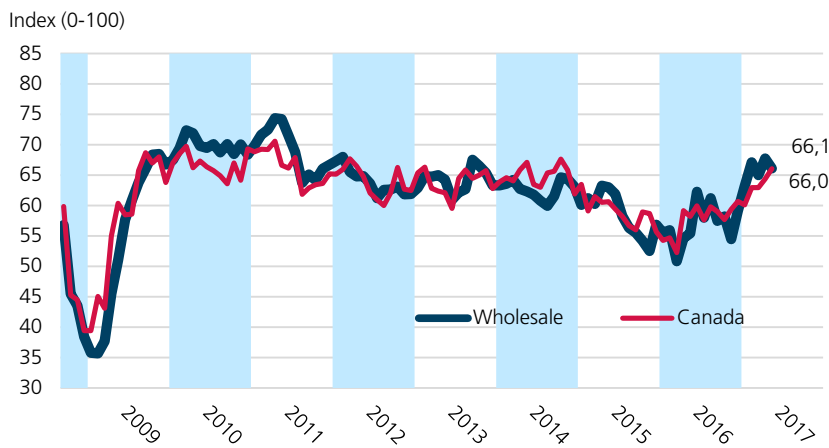
Business Barometer®

Wholesale

May 2017

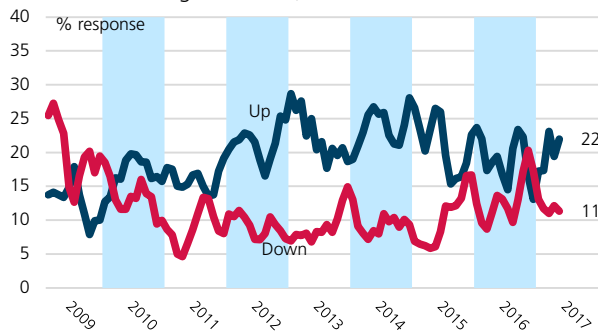
Data presented as 3-mth moving averages unless elsewhere specified Resp= 146

1. Business Barometer Index

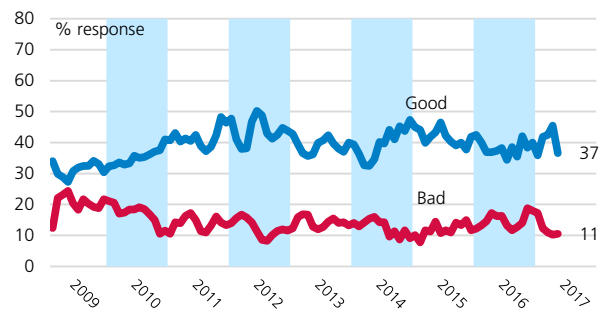


	Index
Canada	66,0
Agriculture	60,2
Natural resources	56,8
Construction	57,9
Manufacturing	68,9
Wholesale	66,1
Retail	63,5
Transportation	60,5
Information, arts, recr.	64,3
Fin., insur., real estate	72,5
Prof. & enterprise serv.	72,7
Health & educ. serv.	71,6
Hospitality	67,4
Personal services	61,9

2. Full-time staffing intentions, next 3 months



3. General state of business health

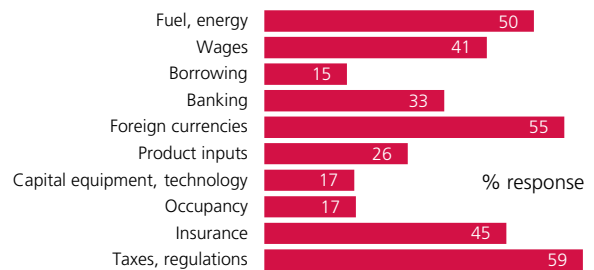


4. Limitations on sales or production growth*



* 12-month moving averages.

5. Major cost constraints*



* 12-month moving averages.

Ted Mallett, vice-president & chief economist, 416 222-8022

Andreea Bourgeois, senior analyst, 506 855-2526

Simon Gaudreault, director, economic affairs, Quebec, 514 861-3234

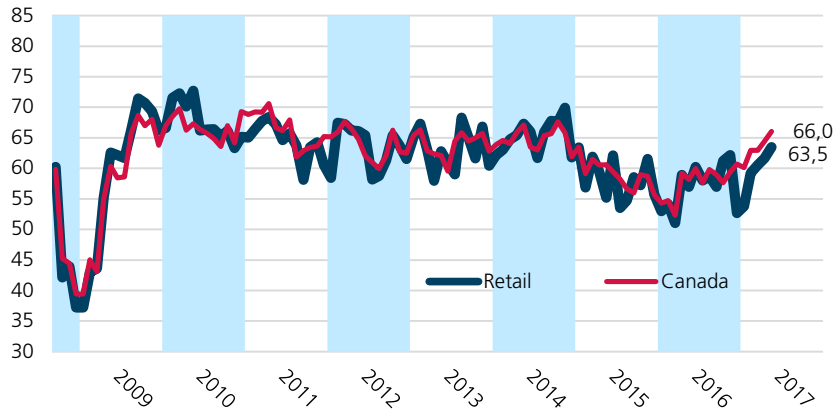
Business Barometer®

Retail

May 2017

1. Business Barometer Index

Index (0-100)

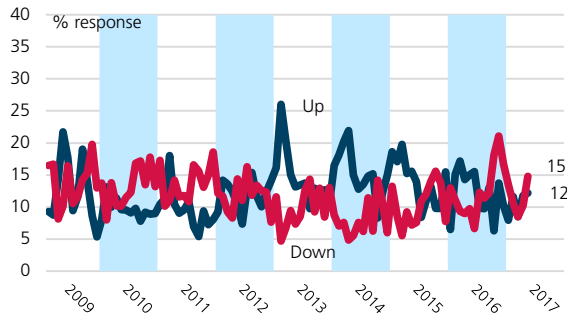


Resp= 126

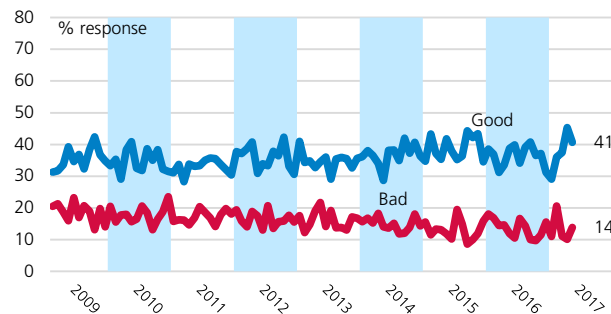
Index

Canada	66,0
Agriculture	60,2
Natural resources	56,8
Construction	57,9
Manufacturing	68,9
Wholesale	66,1
Retail	63,5
Transportation	60,5
Information, arts, recr.	64,3
Fin., insur., real estate	72,5
Prof. & enterprise serv.	72,7
Health & educ. serv.	71,6
Hospitality	67,4
Personal services	61,9

2. Full-time staffing intentions, next 3 months



3. General state of business health

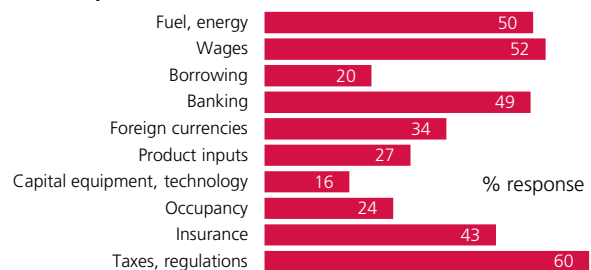


4. Limitations on sales or production growth*



* 12-month moving averages.

5. Major cost constraints*



* 12-month moving averages.

Ted Mallett, vice-president & chief economist, 416 222-8022
 Simon Gaudreault, senior economist, 514 861-3234
 Andreea Bourgeois, senior analyst, 506 855-2526

Business Barometer®

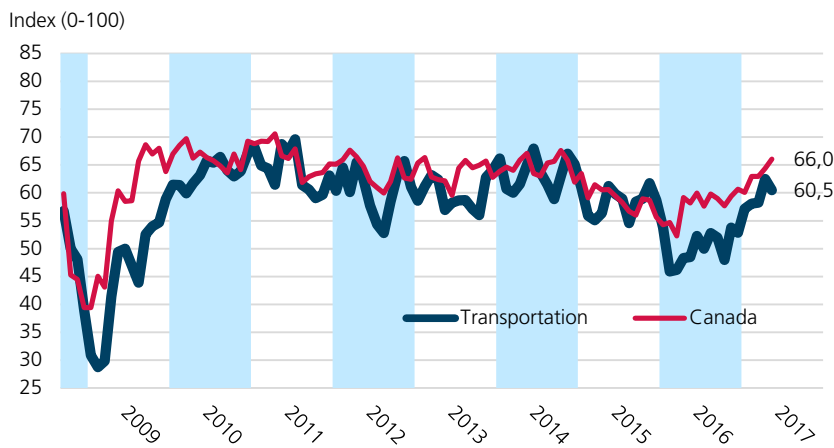
Transportation

May 2017

Data presented as 3-mth moving averages unless elsewhere specified

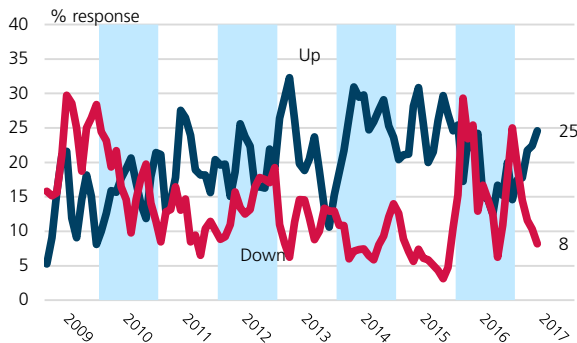
Resp= 62

1. Business Barometer Index

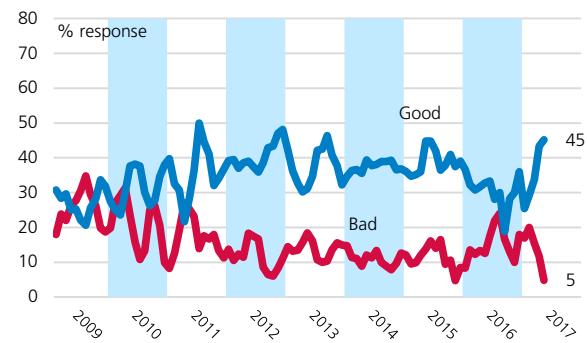


	Index
Canada	66,0
Agriculture	60,2
Natural resources	56,8
Construction	57,9
Manufacturing	68,9
Wholesale	66,1
Retail	63,5
Transportation	60,5
Information, arts, recr.	64,3
Fin., insur., real estate	72,5
Prof. & enterprise serv.	72,7
Health & educ. serv.	71,6
Hospitality	67,4
Personal services	61,9

2. Full-time staffing intentions, next 3 months



3. General state of business health

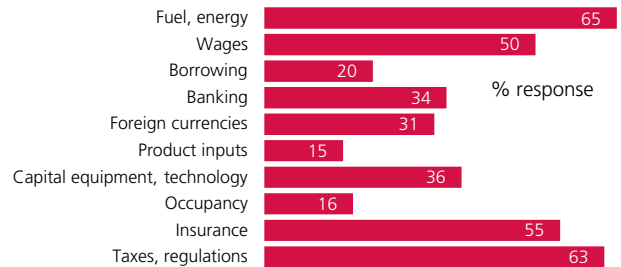


4. Limitations on sales or production growth*



* 12-month moving averages.

5. Major cost constraints*



* 12-month moving averages.

Ted Mallett, vice-president & chief economist, 416 222-8022

Andreea Bourgeois, senior analyst, 506 855-2526

Simon Gaudreault, director, economic affairs, Quebec, 514 861-3234

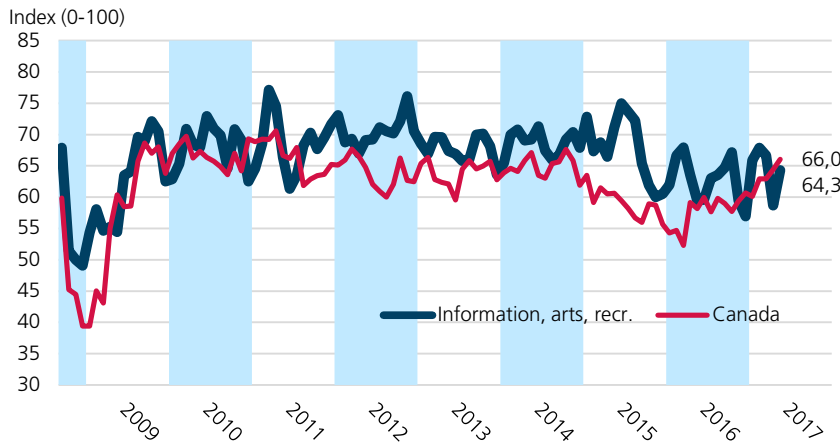
Business Barometer®

Information, arts, recr.

May 2017

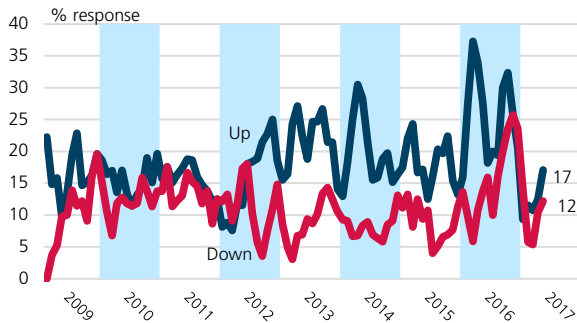
Data presented as 3-mth moving averages unless elsewhere specified Resp= 42

1. Business Barometer Index

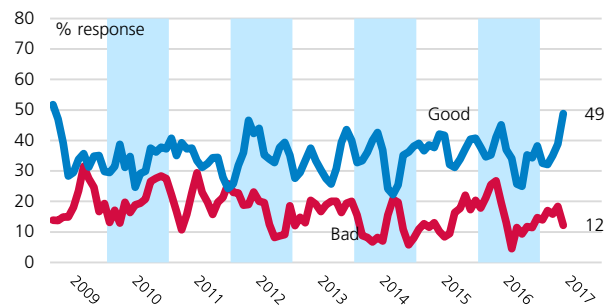


	Index
Canada	66,0
Agriculture	60,2
Natural resources	56,8
Construction	57,9
Manufacturing	68,9
Wholesale	66,1
Retail	63,5
Transportation	60,5
Information, arts, recr.	64,3
Fin., insur., real estate	72,5
Prof. & enterprise serv.	72,7
Health & educ. serv.	71,6
Hospitality	67,4
Personal services	61,9

2. Full-time staffing intentions, next 3 months



3. General state of business health

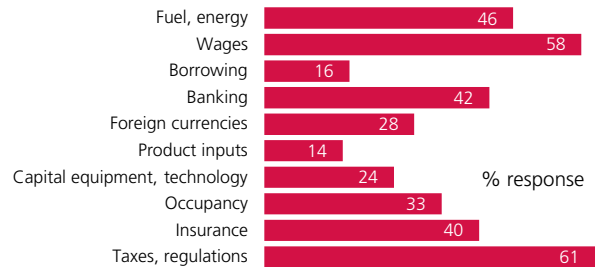


4. Limitations on sales or production growth*



* 12-month moving averages.

5. Major cost constraints*



* 12-month moving averages.

Ted Mallett, vice-president & chief economist, 416 222-8022

Andreea Bourgeois, senior analyst, 506 855-2526

Simon Gaudreault, director, economic affairs, Quebec, 514 861-3234

Business Barometer®

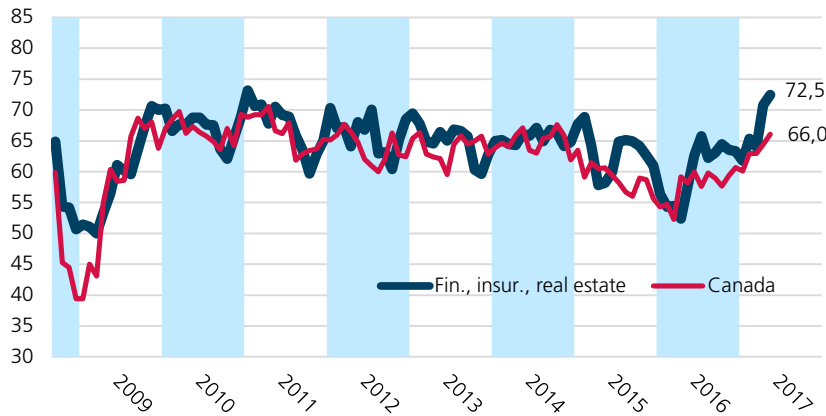
Fin., insur., real estate

May 2017

Data presented as 3-mth moving averages unless elsewhere specified Resp= 89

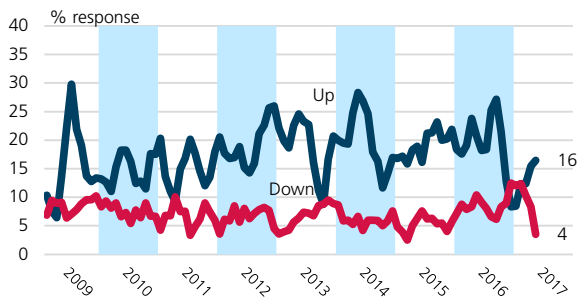
1. Business Barometer Index

Index (0-100)

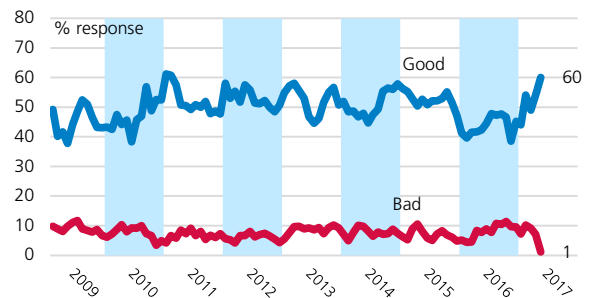


	Index
Canada	66,0
Agriculture	60,2
Natural resources	56,8
Construction	57,9
Manufacturing	68,9
Wholesale	66,1
Retail	63,5
Transportation	60,5
Information, arts, recr.	64,3
Fin., insur., real estate	72,5
Prof. & enterprise serv.	72,7
Health & educ. serv.	71,6
Hospitality	67,4
Personal services	61,9

2. Full-time staffing intentions, next 3 months



3. General state of business health

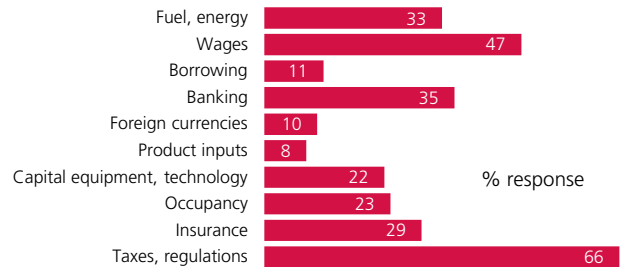


4. Limitations on sales or production growth*



* 12-month moving averages.

5. Major cost constraints*



* 12-month moving averages.

Ted Mallett, vice-president & chief economist, 416 222-8022

Andreea Bourgeois, senior analyst, 506 855-2526

Simon Gaudreault, director, economic affairs, Quebec, 514 861-3234

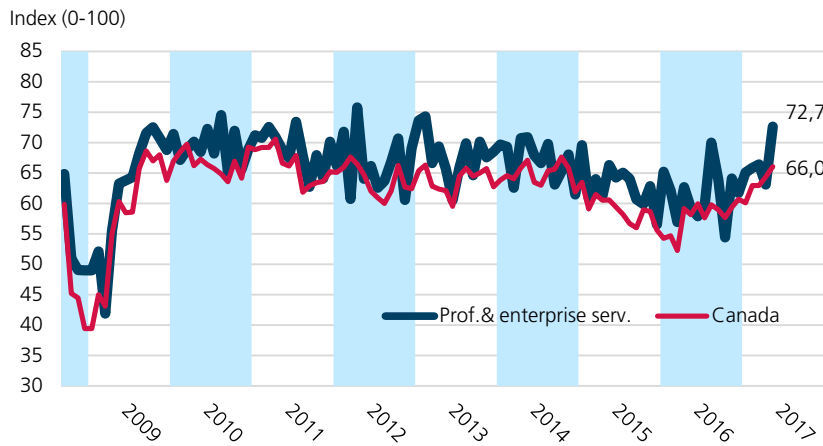
Business Barometer®

Prof. & enterprise serv.

May 2017

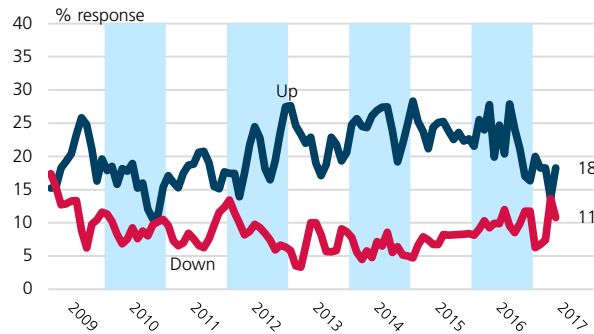
Data presented as 3-mth moving averages unless elsewhere specified Resp= 206

1. Business Barometer Index

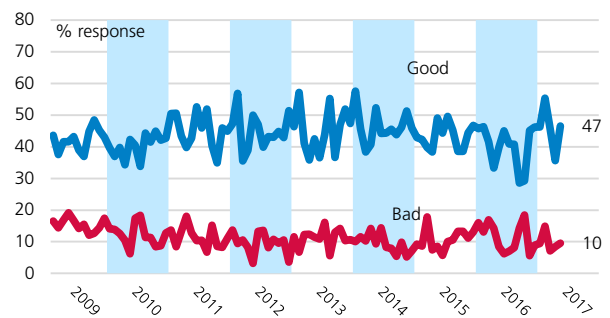


	Index
Canada	66,0
Agriculture	60,2
Natural resources	56,8
Construction	57,9
Manufacturing	68,9
Wholesale	66,1
Retail	63,5
Transportation	60,5
Information, arts, recr.	64,3
Fin., insur., real estate	72,5
Prof. & enterprise serv.	72,7
Health & educ. serv.	71,6
Hospitality	67,4
Personal services	61,9

2. Full-time staffing intentions, next 3 months



3. General state of business health

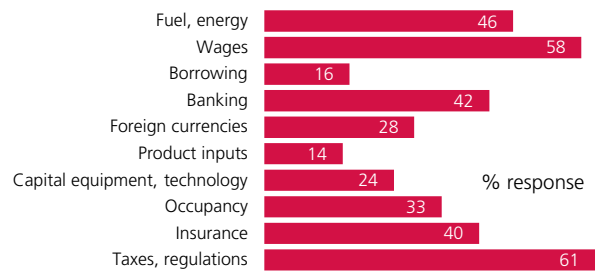


4. Limitations on sales or production growth*



* 12-month moving averages.

5. Major cost constraints*



* 12-month moving averages.

Ted Mallett, vice-president & chief economist, 416 222-8022

Andreea Bourgeois, senior analyst, 506 855-2526

Simon Gaudreault, director, economic affairs, Quebec, 514 861-3234

Business Barometer®

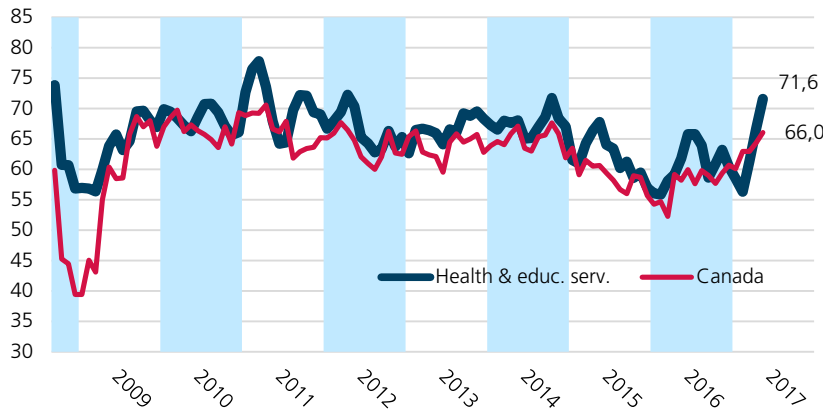
Health & educ. serv.

May 2017

Data presented as 3-mth moving averages unless elsewhere specified Resp= 88

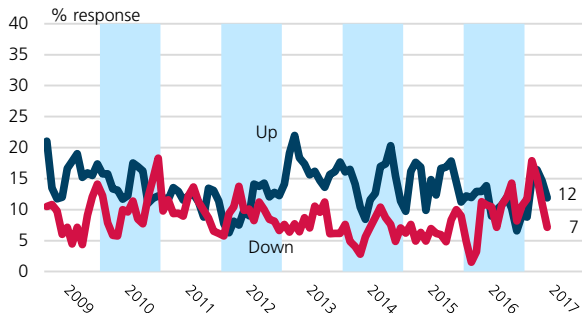
1. Business Barometer Index

Index (0-100)

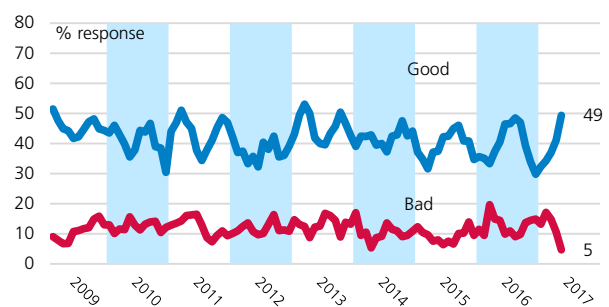


	Index
Canada	66,0
Agriculture	60,2
Natural resources	56,8
Construction	57,9
Manufacturing	68,9
Wholesale	66,1
Retail	63,5
Transportation	60,5
Information, arts, recr.	64,3
Fin., insur., real estate	72,5
Prof. & enterprise serv.	72,7
Health & educ. serv.	71,6
Hospitality	67,4
Personal services	61,9

2. Full-time staffing intentions, next 3 months



3. General state of business health

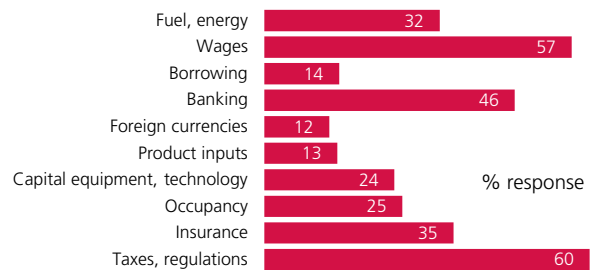


4. Limitations on sales or production growth*



* 12-month moving averages.

5. Major cost constraints*



* 12-month moving averages.

Ted Mallett, vice-president & chief economist, 416 222-8022

Andreea Bourgeois, senior analyst, 506 855-2526

Simon Gaudreault, director, economic affairs, Quebec, 514 861-3234

Business Barometer®

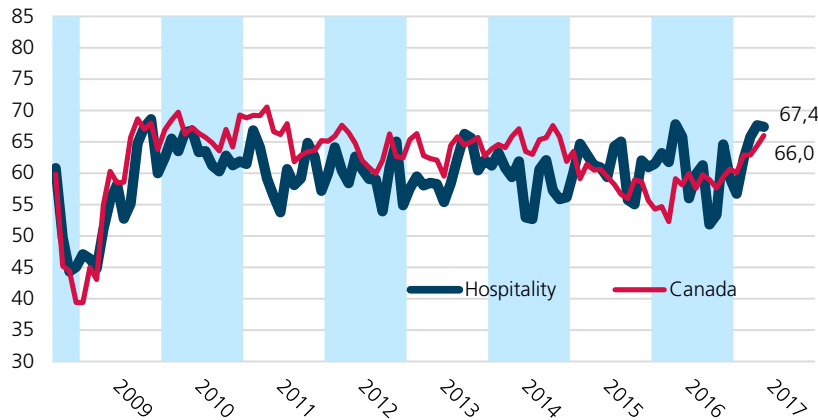
Hospitality

May 2017

Data presented as 2-mth moving averages unless elsewhere specified Resp= 66

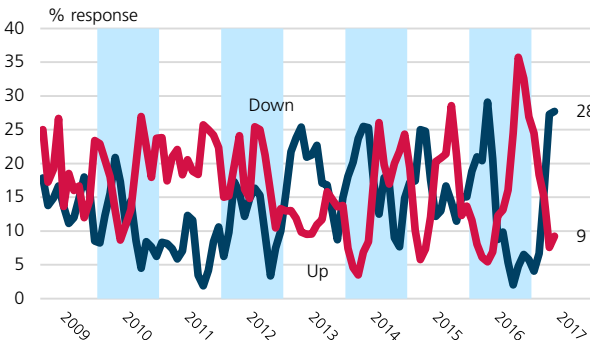
1. Business Barometer Index

Index (0-100)

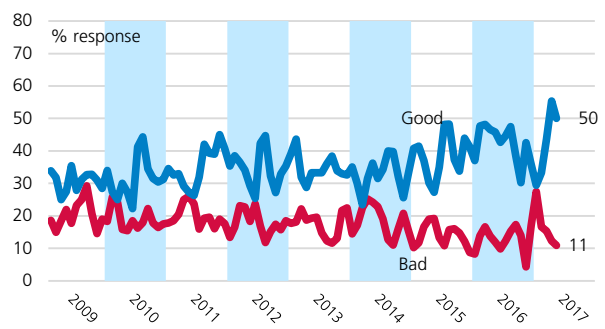


	Index
Canada	66,0
Agriculture	60,2
Natural resources	56,8
Construction	57,9
Manufacturing	68,9
Wholesale	66,1
Retail	63,5
Transportation	60,5
Information, arts, recr.	64,3
Fin., insur., real estate	72,5
Prof. & enterprise serv.	72,7
Health & educ. serv.	71,6
Hospitality	67,4
Personal services	61,9

2. Full-time staffing intentions, next 3 months



3. General state of business health

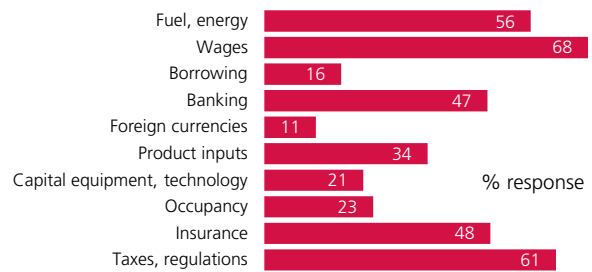


4. Limitations on sales or production growth*



* 12-month moving averages.

5. Major cost constraints*



* 12-month moving averages.

Ted Mallett, vice-president & chief economist, 416 222-8022
 Andreea Bourgeois, senior analyst, 506 855-2526
 Simon Gaudreault, director, economic affairs, Quebec, 514 861-3234

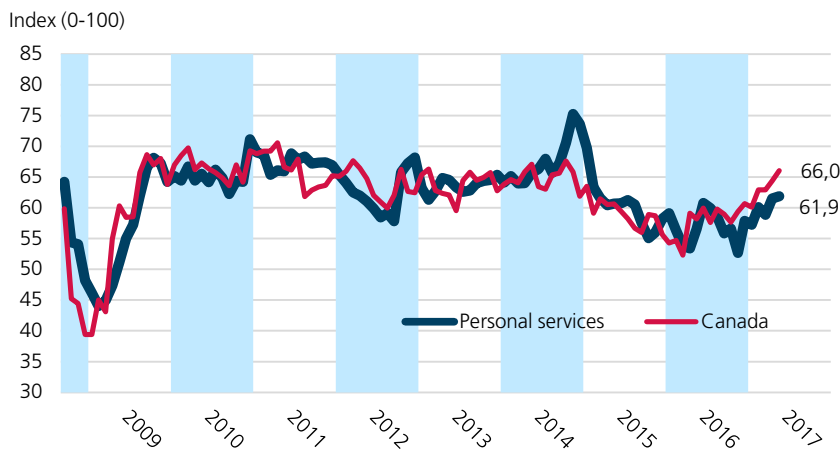
Business Barometer®

Personal services

May 2017

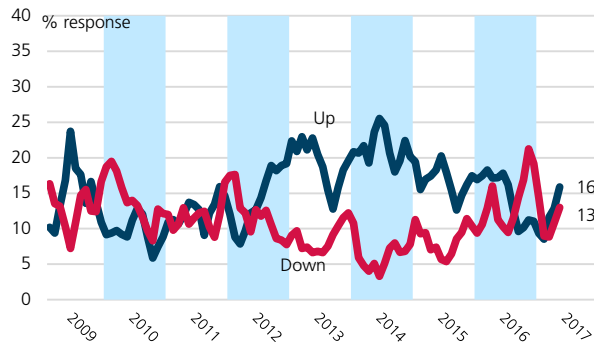
Data presented as 3-mth moving averages unless elsewhere specified Resp= 219

1. Business Barometer Index

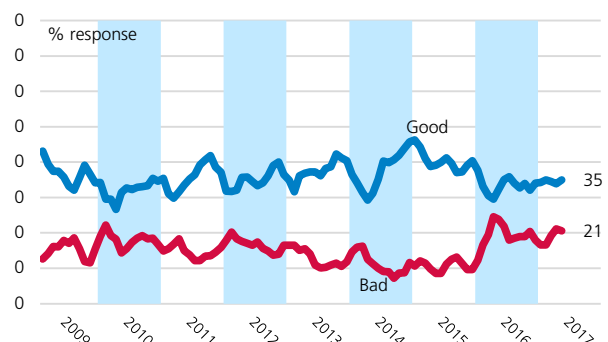


	Index
Canada	66,0
Agriculture	60,2
Natural resources	56,8
Construction	57,9
Manufacturing	68,9
Wholesale	66,1
Retail	63,5
Transportation	60,5
Information, arts, recr.	64,3
Fin., insur., real estate	72,5
Prof. & enterprise serv.	72,7
Health & educ. serv.	71,6
Hospitality	67,4
Personal services	61,9

2. Full-time staffing intentions, next 3 months



3. General state of business health

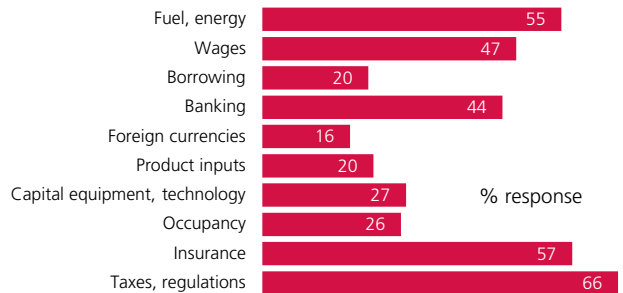


4. Limitations on sales or production growth*



* 12-month moving averages.

5. Major cost constraints*



* 12-month moving averages.

Ted Mallett, vice-president & chief economist, 416 222-8022

Andreea Bourgeois, senior analyst, 506 855-2526

Simon Gaudreault, director, economic affairs, Quebec, 514 861-3234