

# Business Barometer®

## Agriculture

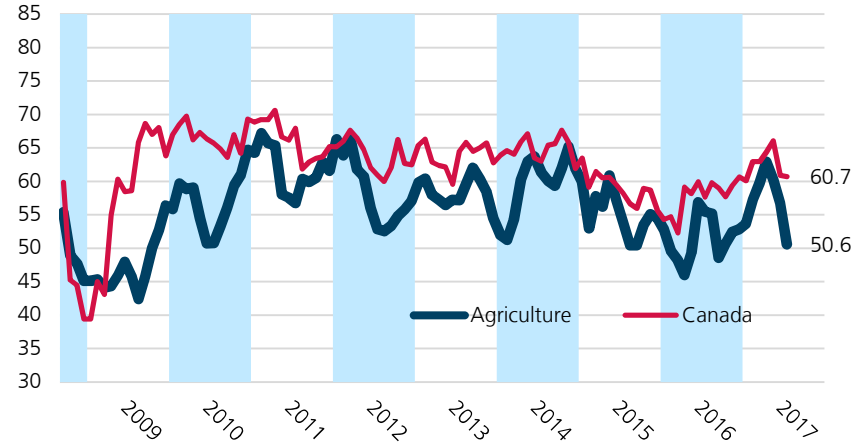
July 2017

Data have been rebased to 3-month moving averages unless otherwise specified.

Resp= 87

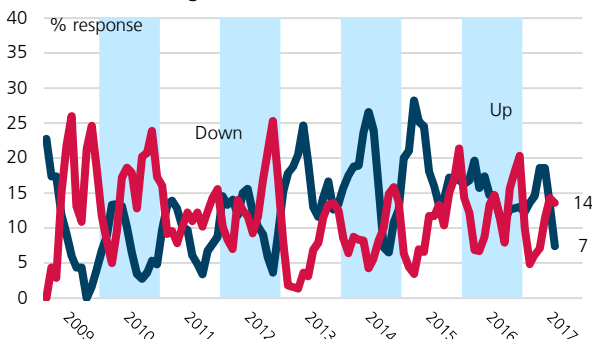
### 1. Business Barometer Index

Index (0-100)

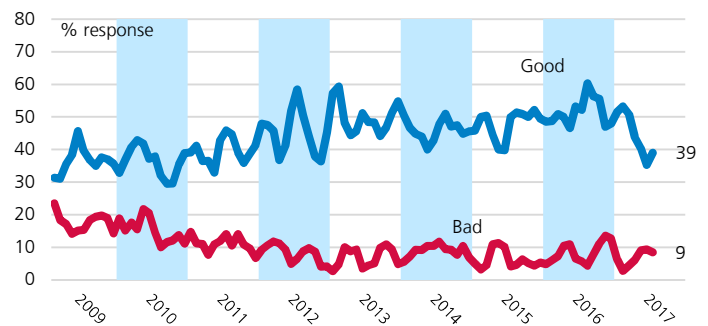


	Index	Mthly chg
Canada	60.7	↓ -0.2
Agriculture	50.6	↓ -6.2
Natural resources	50.0	↓ -4.3
Construction	62.7	↗ 0.5
Manufacturing	65.7	↗ 0.3
Wholesale	65.1	↓ -1.9
Retail	50.7	↓ -4.8
Transportation	61.3	↓ -1.8
Information, arts, recr.	63.7	↗ 1.2
Fin., insur., real estate	64.4	↓ -5.4
Prof. & enterprise serv.	66.5	↓ -0.8
Health & educ. serv.	66.7	↓ -3.7
Hospitality	63.6	↓ -0.3
Personal services	61.2	↓ -1.6

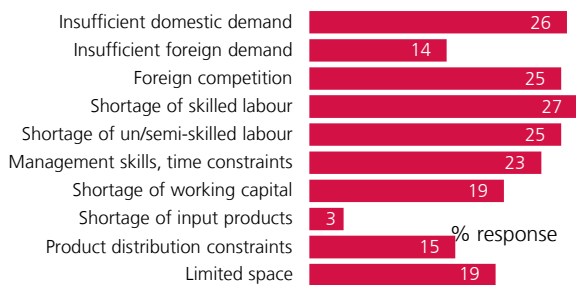
### 2. Full-time staffing intentions, next 3 months



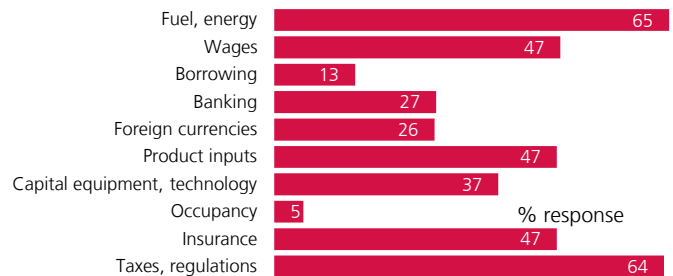
### 3. General state of business health



### 4. Limitations on sales or production growth\*



### 5. Major cost constraints\*



\* 12-month moving averages.

\* 12-month moving averages.

Ted Mallett, vice-president & chief economist, 416 222-8022  
 Andreea Bourgeois, senior analyst, 506 855-2526  
 Simon Gaudreault, director, economic affairs, Quebec, 514 861-3234

# Business Barometer®

## Natural resources

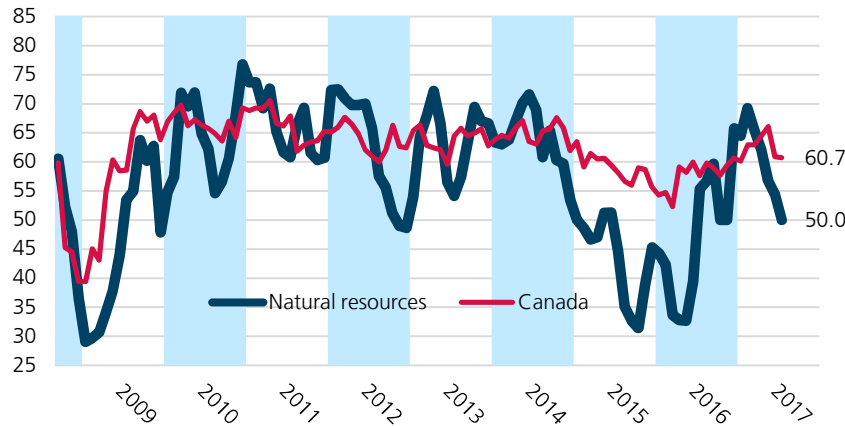
July 2017

Data presented as 3-mth moving averages unless elsewhere specified

Resp= 27

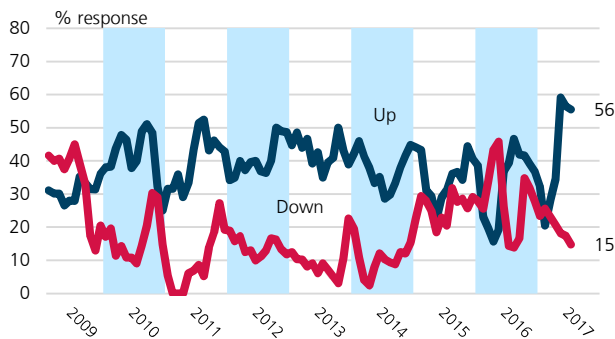
### 1. Business Barometer Index

Index (0-100)

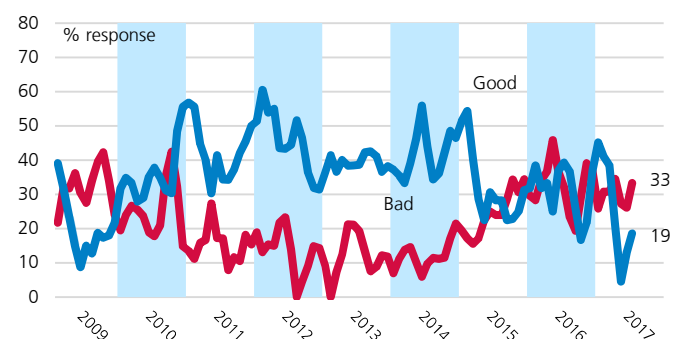


	Index	Mthly chg
Canada	60.7	▼ -0.2
Agriculture	50.6	▼ -6.2
Natural resources	50.0	▼ -4.3
Construction	62.7	▲ 0.5
Manufacturing	65.7	▲ 0.3
Wholesale	65.1	▼ -1.9
Retail	50.7	▼ -4.8
Transportation	61.3	▼ -1.8
Information, arts, recr.	63.7	▲ 1.2
Fin., insur., real estate	64.4	▼ -5.4
Prof. & enterprise serv.	66.5	▼ -0.8
Health & educ. serv.	66.7	▼ -3.7
Hospitality	63.6	▼ -0.3
Personal services	61.2	▼ -1.6

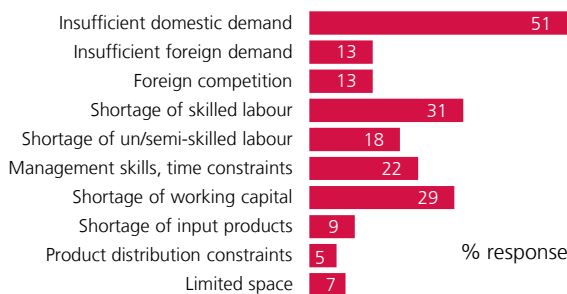
### 2. Full-time staffing intentions, next 3 months



### 3. General state of business health

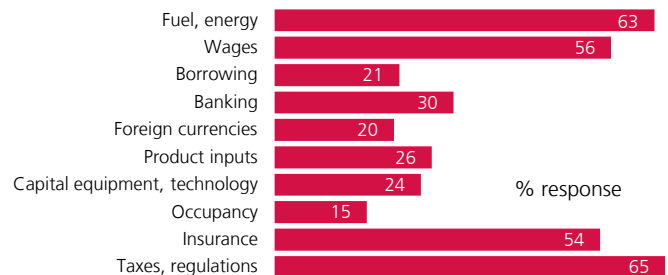


### 4. Limitations on sales or production growth\*



\* 12-month moving averages.

### 5. Major cost constraints\*



\* 12-month moving averages.

Ted Mallett, vice-president & chief economist, 416 222-8022  
 Andreea Bourgeois, senior analyst, 506 855-2526  
 Simon Gaudreault, director, economic affairs, Quebec, 514 861-3234

# Business Barometer®

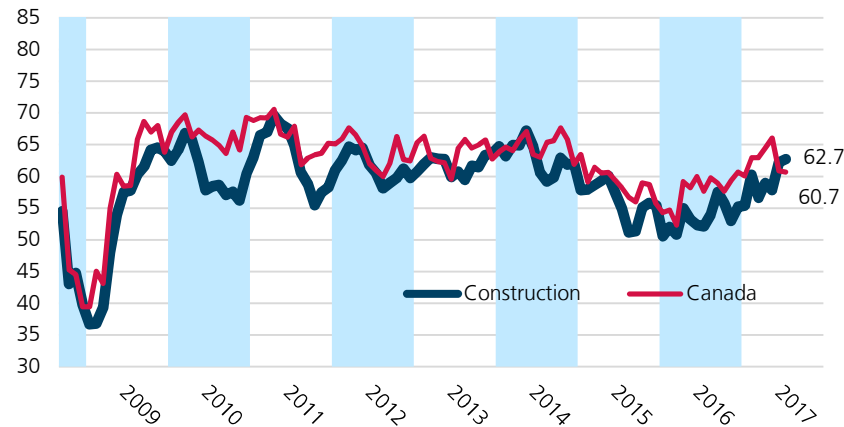
## Construction

Data have been rebased to 3-month moving averages unless otherwise specified.

Resp= 220

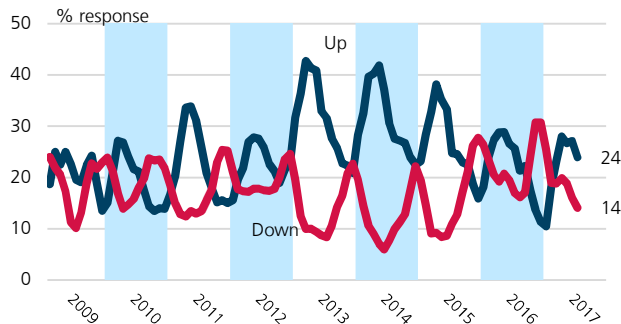
### 1. Business Barometer Index

Index (0-100)

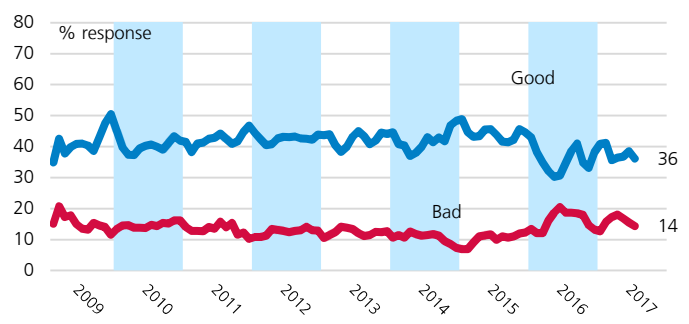


	Index	Mthly chg
Canada	60.7	↓ -0.2
Agriculture	50.6	↓ -6.2
Natural resources	50.0	↓ -4.3
Construction	62.7	↗ 0.5
Manufacturing	65.7	↗ 0.3
Wholesale	65.1	↓ -1.9
Retail	50.7	↓ -4.8
Transportation	61.3	↓ -1.8
Information, arts, recr.	63.7	↗ 1.2
Fin., insur., real estate	64.4	↓ -5.4
Prof. & enterprise serv.	66.5	↓ -0.8
Health & educ. serv.	66.7	↓ -3.7
Hospitality	63.6	↓ -0.3
Personal services	61.2	↓ -1.6

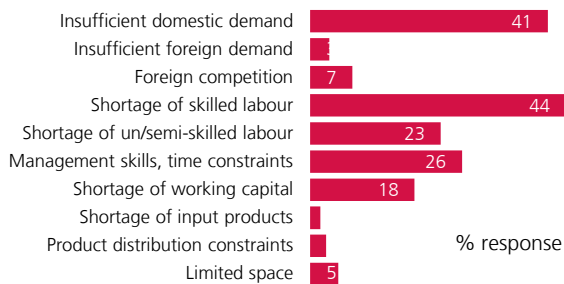
### 2. Full-time staffing intentions, next 3 months



### 3. General state of business health

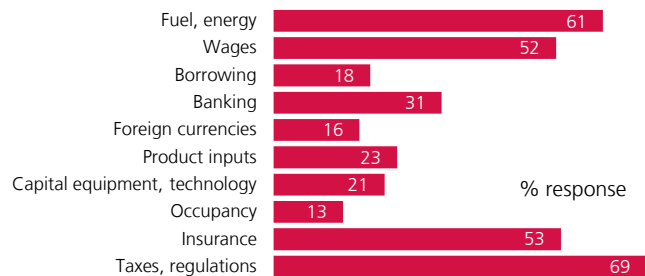


### 4. Limitations on sales or production growth\*



\* 12-month moving averages.

### 5. Major cost constraints\*



\* 12-month moving averages.

Ted Mallett, vice-president & chief economist, 416 222-8022  
 Andreea Bourgeois, senior analyst, 506 855-2526  
 Simon Gaudreault, director, economic affairs, Quebec, 514 861-3234

# Business Barometer®

## Manufacturing

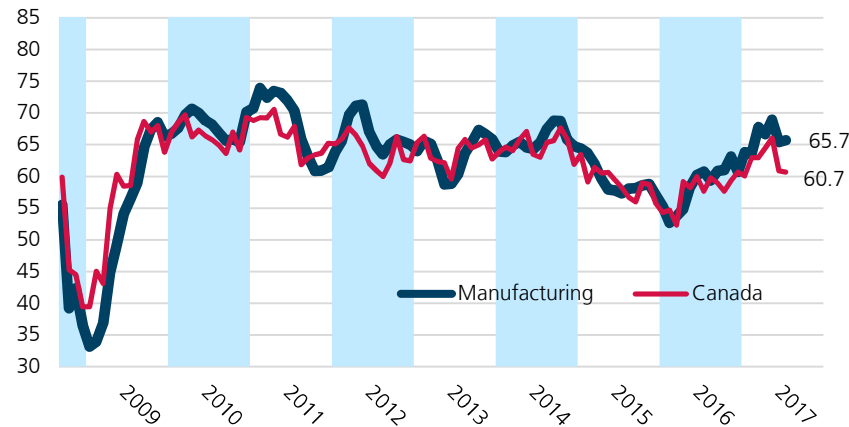
July 2017

Data have been rebased to 3-month moving averages unless otherwise specified.

Resp= 267

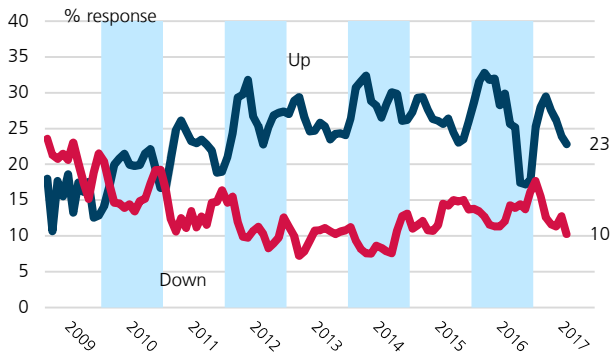
### 1. Business Barometer Index

Index (0-100)

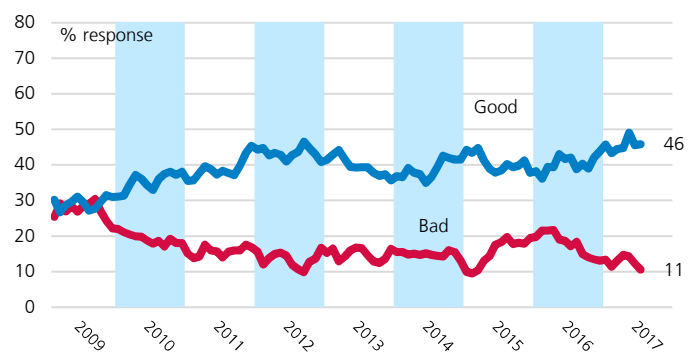


	Index	Mthly chg
Canada	60.7	↘ -0.2
Agriculture	50.6	↘ -6.2
Natural resources	50.0	↘ -4.3
Construction	62.7	↗ 0.5
Manufacturing	65.7	↗ 0.3
Wholesale	65.1	↘ -1.9
Retail	50.7	↘ -4.8
Transportation	61.3	↘ -1.8
Information, arts, recr.	63.7	↗ 1.2
Fin., insur., real estate	64.4	↘ -5.4
Prof. & enterprise serv.	66.5	↘ -0.8
Health & educ. serv.	66.7	↘ -3.7
Hospitality	63.6	↘ -0.3
Personal services	61.2	↘ -1.6

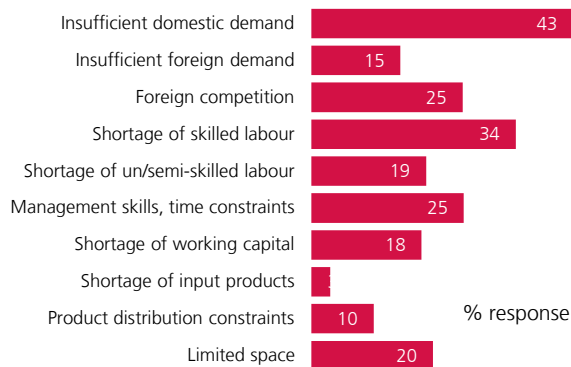
### 2. Full-time staffing intentions, next 3 months



### 3. General state of business health

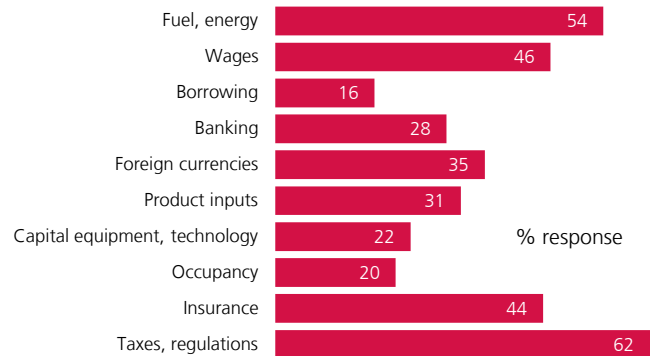


### 4. Limitations on sales or production growth\*



\* 12-month moving averages.

### 5. Major cost constraints\*



\* 12-month moving averages.

Ted Mallett, vice-president & chief economist, 416 222-8022  
 Andreea Bourgeois, senior analyst, 506 855-2526  
 Simon Gaudreault, director, economic affairs, Quebec, 514 861-3234

# Business Barometer®

## Wholesale

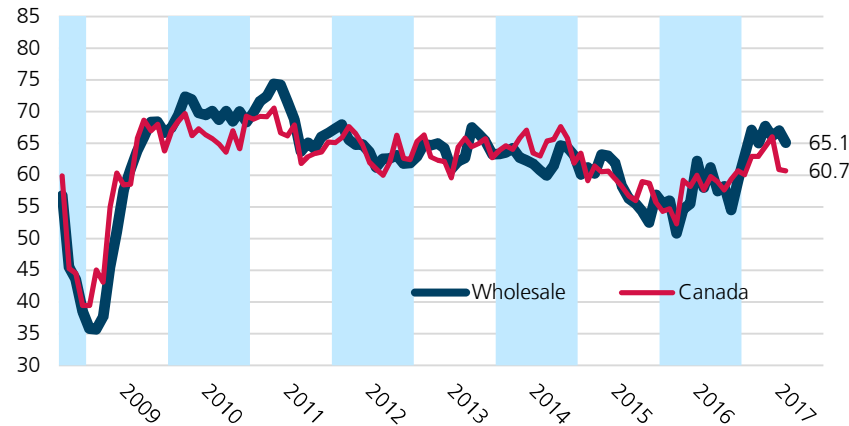
July 2017

Data presented as 3-mth moving averages unless elsewhere specified

Resp= 149

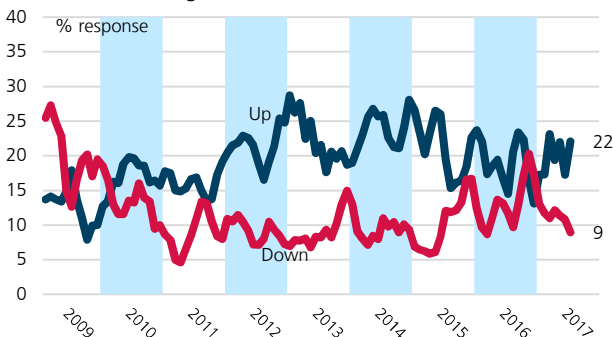
### 1. Business Barometer Index

Index (0-100)

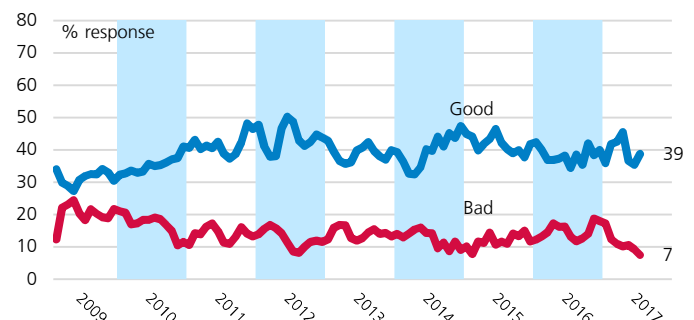


	Index	Mthly chg
Canada	60.7	▼ -0.2
Agriculture	50.6	▼ -6.2
Natural resources	50.0	▼ -4.3
Construction	62.7	▲ 0.5
Manufacturing	65.7	▲ 0.3
Wholesale	65.1	▼ -1.9
Retail	50.7	▼ -4.8
Transportation	61.3	▼ -1.8
Information, arts, recr.	63.7	▲ 1.2
Fin., insur., real estate	64.4	▼ -5.4
Prof. & enterprise serv.	66.5	▼ -0.8
Health & educ. serv.	66.7	▼ -3.7
Hospitality	63.6	▼ -0.3
Personal services	61.2	▼ -1.6

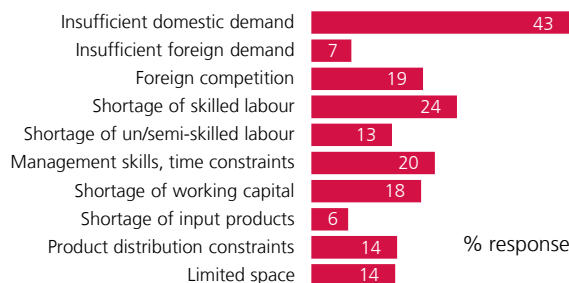
### 2. Full-time staffing intentions, next 3 months



### 3. General state of business health

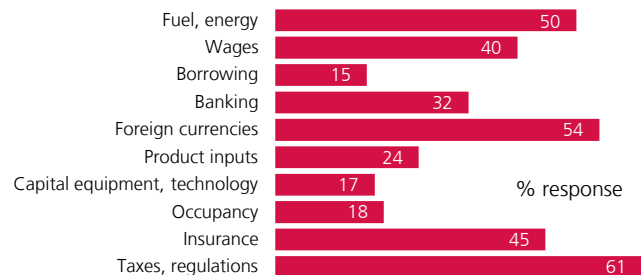


### 4. Limitations on sales or production growth\*



\* 12-month moving averages.

### 5. Major cost constraints\*



\* 12-month moving averages.

Ted Mallett, vice-president & chief economist, 416 222-8022  
 Andreea Bourgeois, senior analyst, 506 855-2526  
 Simon Gaudreault, director, economic affairs, Quebec, 514 861-3234

# Business Barometer®

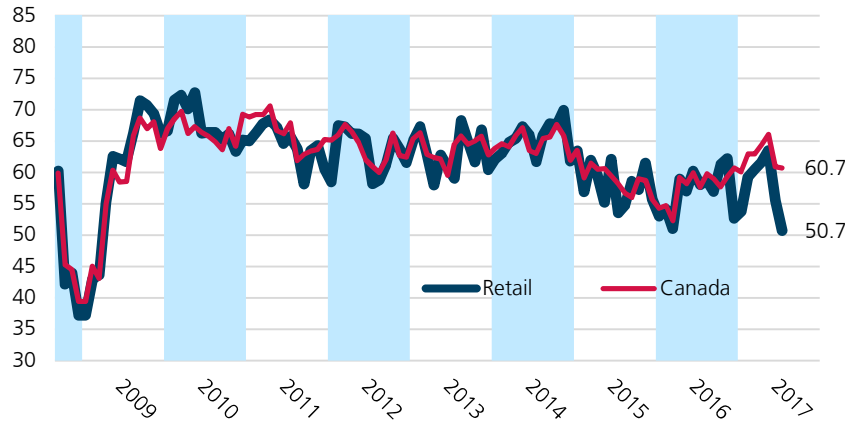
## Retail

July 2017

Resp= 142

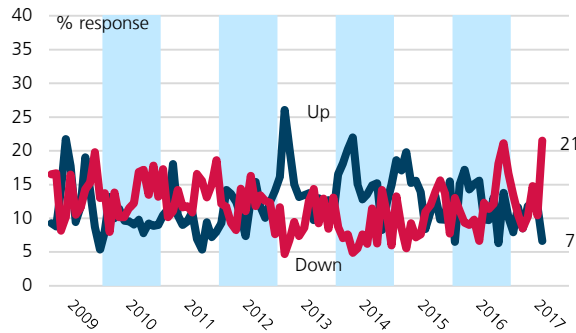
### 1. Business Barometer Index

Index (0-100)

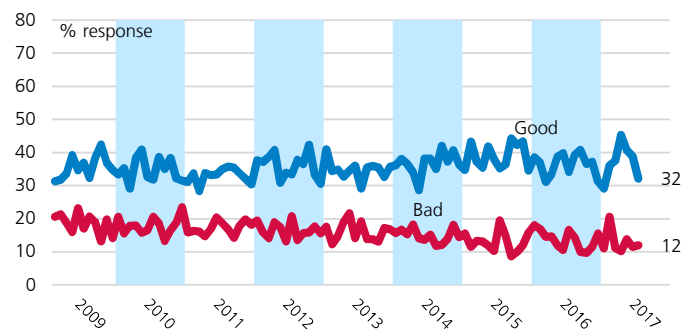


	Index	Mthly chg
Canada	60.7	▼ -0.2
Agriculture	50.6	▼ -6.2
Natural resources	50.0	▼ -4.3
Construction	62.7	↗ 0.5
Manufacturing	65.7	↗ 0.3
Wholesale	65.1	▼ -1.9
Retail	50.7	▼ -4.8
Transportation	61.3	▼ -1.8
Information, arts, recr.	63.7	↗ 1.2
Fin., insur., real estate	64.4	▼ -5.4
Prof. & enterprise serv.	66.5	▼ -0.8
Health & educ. serv.	66.7	▼ -3.7
Hospitality	63.6	▼ -0.3
Personal services	61.2	▼ -1.6

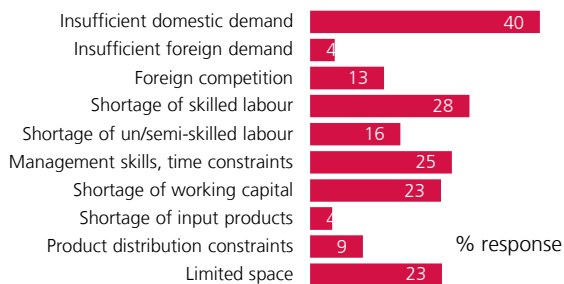
### 2. Full-time staffing intentions, next 3 months



### 3. General state of business health

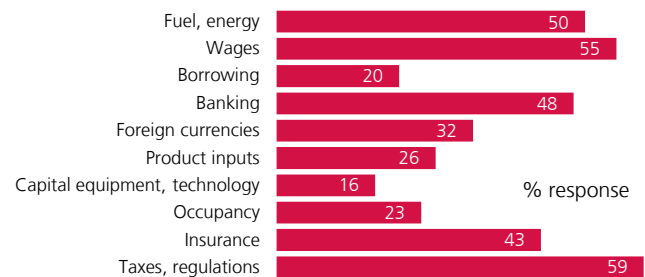


### 4. Limitations on sales or production growth\*



\* 12-month moving averages.

### 5. Major cost constraints\*



\* 12-month moving averages.

Ted Mallett, vice-president & chief economist, 416 222-8022  
 Simon Gaudreault, senior economist, 514 861-3234  
 Andreea Bourgeois, senior analyst, 506 855-2526

# Business Barometer®

## Transportation

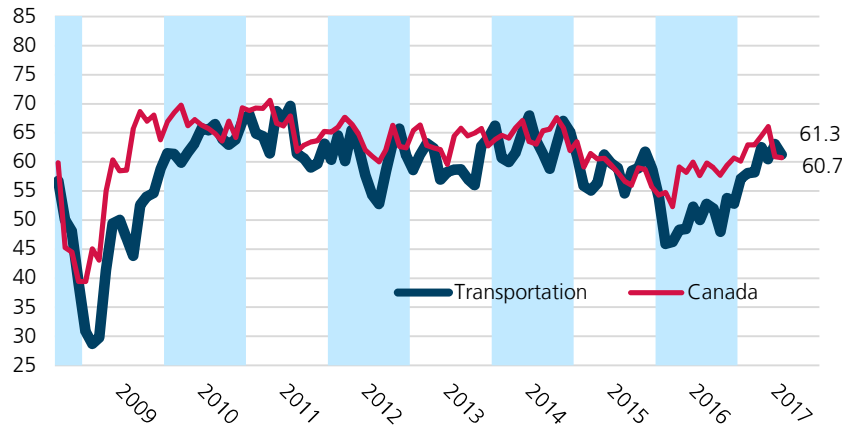
July 2017

Data presented as 3-mth moving averages unless elsewhere specified

Resp= 71

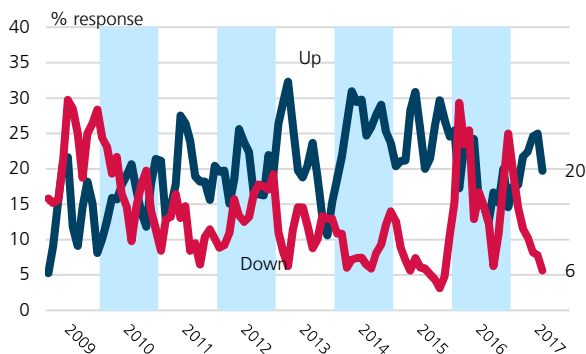
### 1. Business Barometer Index

Index (0-100)

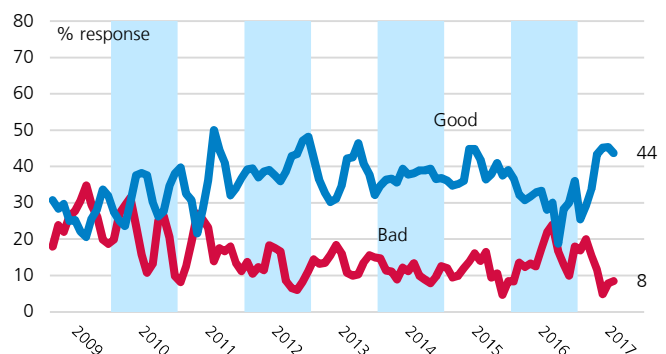


	Index	Mthly chg
Canada	60.7	▼ -0.2
Agriculture	50.6	▼ -6.2
Natural resources	50.0	▼ -4.3
Construction	62.7	▲ 0.5
Manufacturing	65.7	▲ 0.3
Wholesale	65.1	▼ -1.9
Retail	50.7	▼ -4.8
Transportation	61.3	▼ -1.8
Information, arts, recr.	63.7	▲ 1.2
Fin., insur., real estate	64.4	▼ -5.4
Prof. & enterprise serv.	66.5	▼ -0.8
Health & educ. serv.	66.7	▼ -3.7
Hospitality	63.6	▼ -0.3
Personal services	61.2	▼ -1.6

### 2. Full-time staffing intentions, next 3 months



### 3. General state of business health

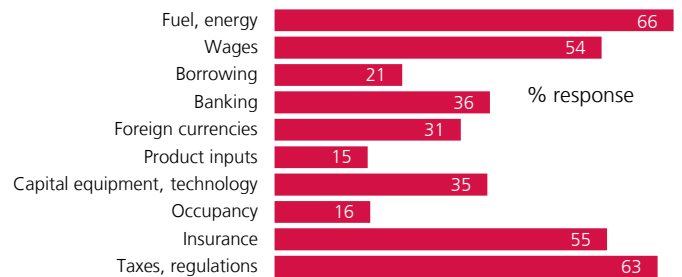


### 4. Limitations on sales or production growth\*



\* 12-month moving averages.

### 5. Major cost constraints\*



\* 12-month moving averages.

Ted Mallett, vice-president & chief economist, 416 222-8022  
 Andreea Bourgeois, senior analyst, 506 855-2526  
 Simon Gaudreault, director, economic affairs, Quebec, 514 861-3234

# Business Barometer®

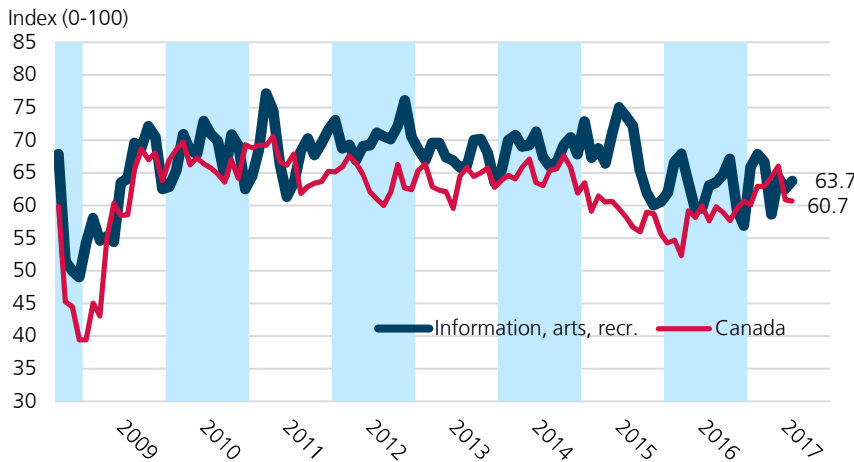
Information, arts, recr.

July 2017

Data presented as 3-mth moving averages unless elsewhere specified

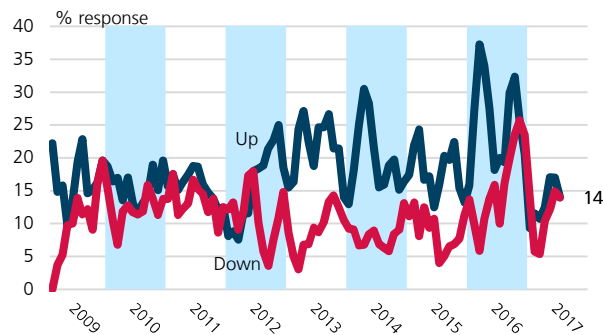
Resp= 51

## 1. Business Barometer Index

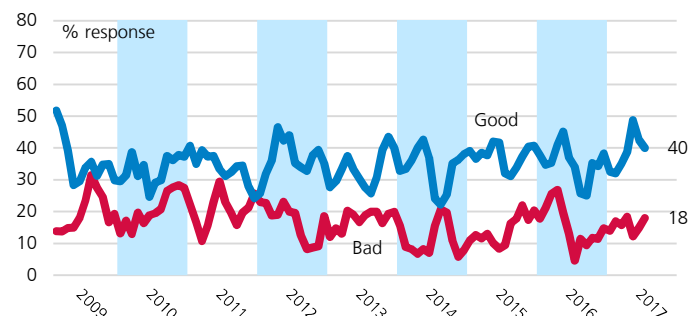


	Index	Mthly chg
Canada	60.7	▼ -0.2
Agriculture	50.6	▼ -6.2
Natural resources	50.0	▼ -4.3
Construction	62.7	▲ 0.5
Manufacturing	65.7	▲ 0.3
Wholesale	65.1	▼ -1.9
Retail	50.7	▼ -4.8
Transportation	61.3	▼ -1.8
Information, arts, recr.	63.7	▲ 1.2
Fin., insur., real estate	64.4	▼ -5.4
Prof. & enterprise serv.	66.5	▼ -0.8
Health & educ. serv.	66.7	▼ -3.7
Hospitality	63.6	▼ -0.3
Personal services	61.2	▼ -1.6

## 2. Full-time staffing intentions, next 3 months



## 3. General state of business health

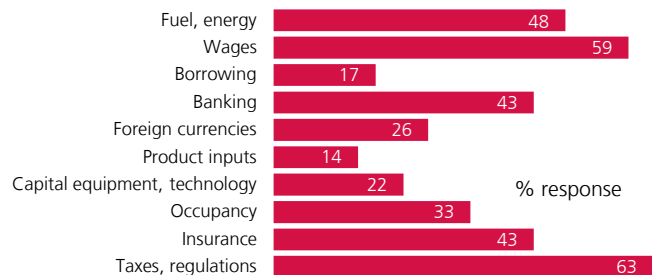


## 4. Limitations on sales or production growth\*



\* 12-month moving averages.

## 5. Major cost constraints\*



\* 12-month moving averages.

Ted Mallett, vice-president & chief economist, 416 222-8022  
 Andreea Bourgeois, senior analyst, 506 855-2526  
 Simon Gaudreault, director, economic affairs, Quebec, 514 861-3234



# Business Barometer®

Fin., insur., real estate

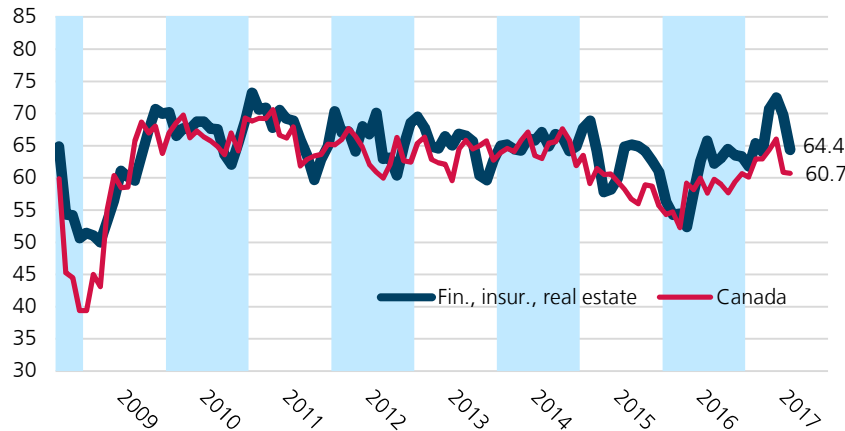
July 2017

Data presented as 3-mth moving averages unless elsewhere specified

Resp= 94

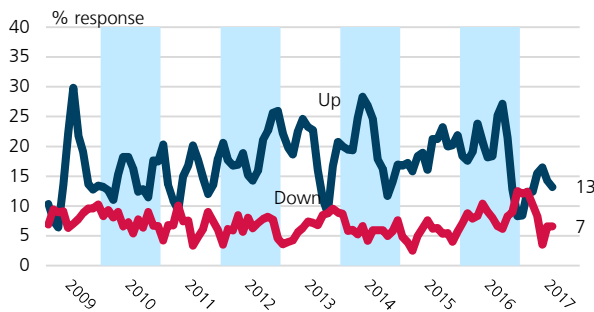
## 1. Business Barometer Index

Index (0-100)

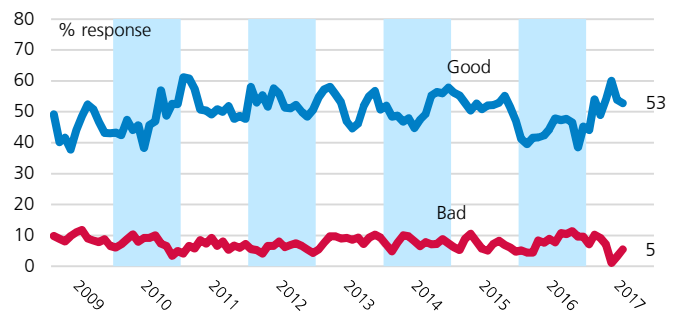


	Index	Mthly chg
Canada	60.7	▼ -0.2
Agriculture	50.6	▼ -6.2
Natural resources	50.0	▼ -4.3
Construction	62.7	↗ 0.5
Manufacturing	65.7	↗ 0.3
Wholesale	65.1	▼ -1.9
Retail	50.7	▼ -4.8
Transportation	61.3	▼ -1.8
Information, arts, recr.	63.7	↗ 1.2
Fin., insur., real estate	64.4	▼ -5.4
Prof. & enterprise serv.	66.5	▼ -0.8
Health & educ. serv.	66.7	▼ -3.7
Hospitality	63.6	▼ -0.3
Personal services	61.2	▼ -1.6

## 2. Full-time staffing intentions, next 3 months



## 3. General state of business health

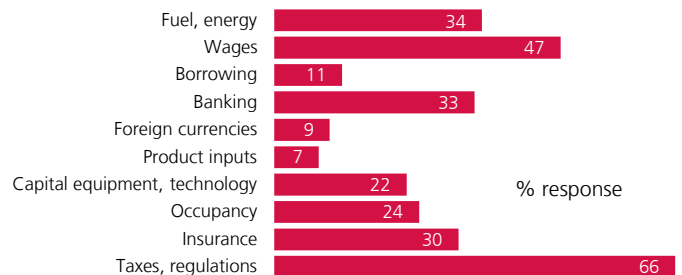


## 4. Limitations on sales or production growth\*



\* 12-month moving averages.

## 5. Major cost constraints\*



\* 12-month moving averages.

Ted Mallett, vice-president & chief economist, 416 222-8022  
 Andreea Bourgeois, senior analyst, 506 855-2526  
 Simon Gaudreault, director, economic affairs, Quebec, 514 861-3234

# Business Barometer®

Prof. & enterprise serv.

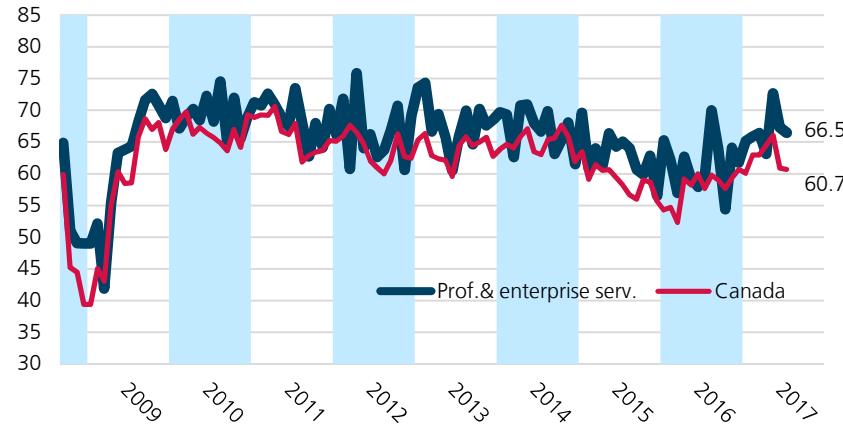
July 2017

Data presented as 3-mth moving averages unless elsewhere specified

Resp= 241

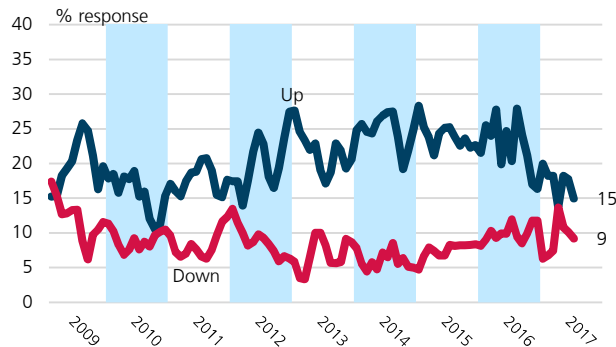
## 1. Business Barometer Index

Index (0-100)

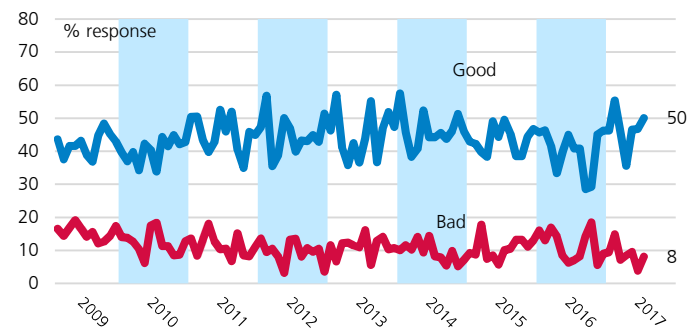


	Index	Mthly chg
Canada	60.7	↓ -0.2
Agriculture	50.6	↓ -6.2
Natural resources	50.0	↓ -4.3
Construction	62.7	↗ 0.5
Manufacturing	65.7	↗ 0.3
Wholesale	65.1	↓ -1.9
Retail	50.7	↓ -4.8
Transportation	61.3	↓ -1.8
Information, arts, recr.	63.7	↗ 1.2
Fin., insur., real estate	64.4	↓ -5.4
Prof. & enterprise serv.	66.5	↓ -0.8
Health & educ. serv.	66.7	↓ -3.7
Hospitality	63.6	↓ -0.3
Personal services	61.2	↓ -1.6

## 2. Full-time staffing intentions, next 3 months



## 3. General state of business health

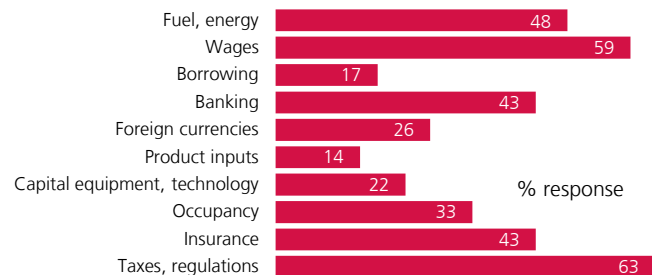


## 4. Limitations on sales or production growth\*



\* 12-month moving averages.

## 5. Major cost constraints\*



\* 12-month moving averages.

Ted Mallett, vice-president & chief economist, 416 222-8022  
 Andreea Bourgeois, senior analyst, 506 855-2526  
 Simon Gaudreault, director, economic affairs, Quebec, 514 861-3234

# Business Barometer®

## Health & educ. serv.

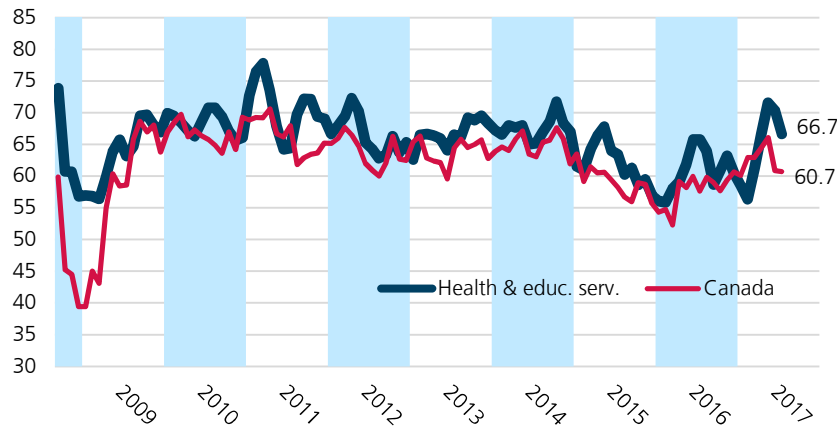
July 2017

Data presented as 3-mth moving averages unless elsewhere specified

Resp= 87

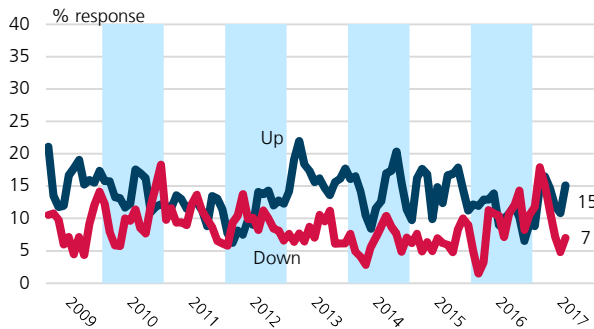
### 1. Business Barometer Index

Index (0-100)

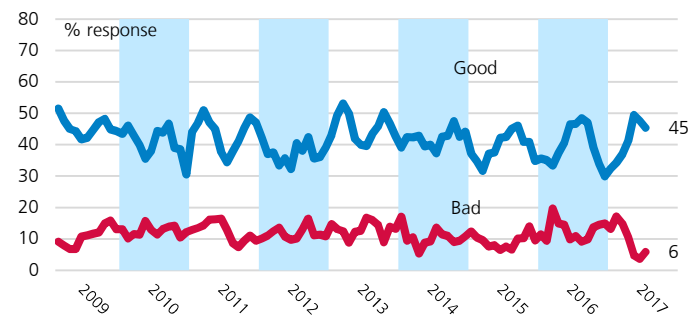


Category	Index	Mthly chg
Canada	60.7	▼ -0.2
Agriculture	50.6	▼ -6.2
Natural resources	50.0	▼ -4.3
Construction	62.7	↗ 0.5
Manufacturing	65.7	↗ 0.3
Wholesale	65.1	▼ -1.9
Retail	50.7	▼ -4.8
Transportation	61.3	▼ -1.8
Information, arts, recr.	63.7	↗ 1.2
Fin., insur., real estate	64.4	▼ -5.4
Prof. & enterprise serv.	66.5	▼ -0.8
Health & educ. serv.	66.7	▼ -3.7
Hospitality	63.6	▼ -0.3
Personal services	61.2	▼ -1.6

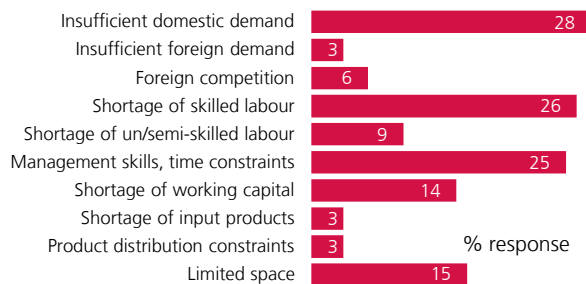
### 2. Full-time staffing intentions, next 3 months



### 3. General state of business health

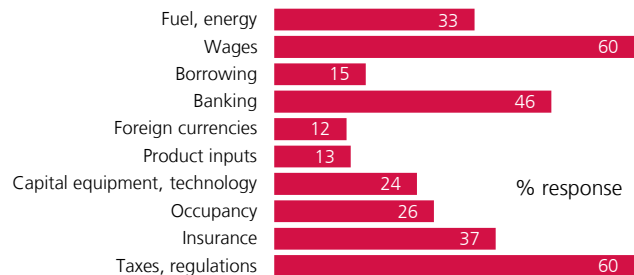


### 4. Limitations on sales or production growth\*



\* 12-month moving averages.

### 5. Major cost constraints\*



\* 12-month moving averages.

Ted Mallett, vice-president & chief economist, 416 222-8022  
 Andreea Bourgeois, senior analyst, 506 855-2526  
 Simon Gaudreault, director, economic affairs, Quebec, 514 861-3234

# Business Barometer®

## Hospitality

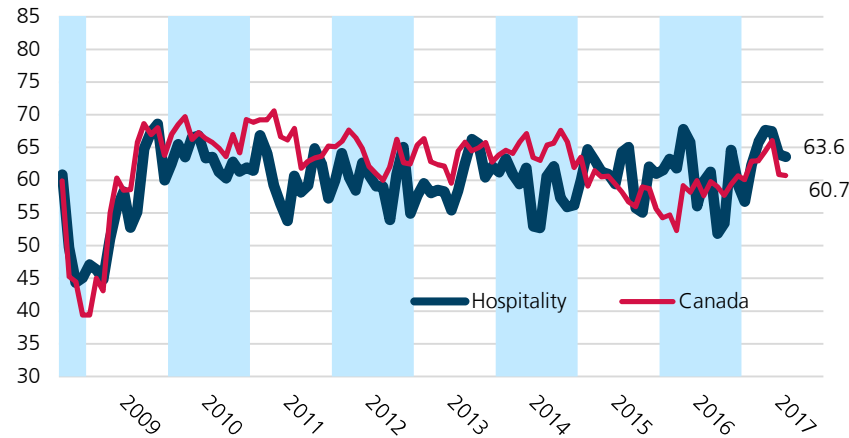
July 2017

Data presented as 2-mth moving averages unless elsewhere specified

Resp= 92

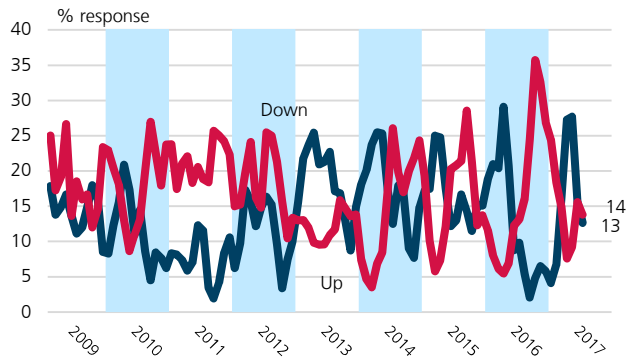
### 1. Business Barometer Index

Index (0-100)

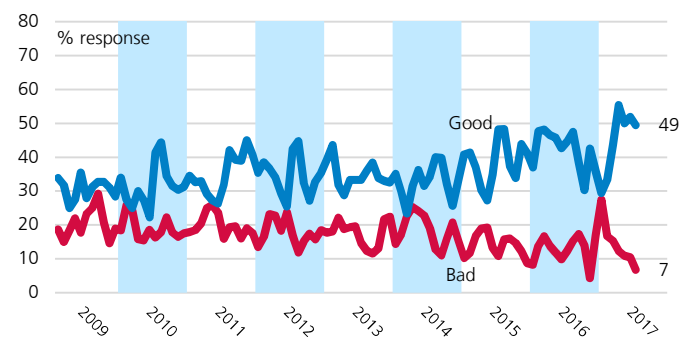


Category	Index	Mthly chg
Canada	60.7	▼ -0.2
Agriculture	50.6	▼ -6.2
Natural resources	50.0	▼ -4.3
Construction	62.7	↗ 0.5
Manufacturing	65.7	↗ 0.3
Wholesale	65.1	▼ -1.9
Retail	50.7	▼ -4.8
Transportation	61.3	▼ -1.8
Information, arts, recr.	63.7	↗ 1.2
Fin., insur., real estate	64.4	▼ -5.4
Prof. & enterprise serv.	66.5	▼ -0.8
Health & educ. serv.	66.7	▼ -3.7
Hospitality	63.6	▼ -0.3
Personal services	61.2	▼ -1.6

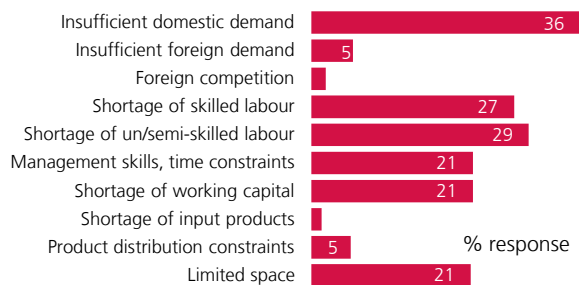
### 2. Full-time staffing intentions, next 3 months



### 3. General state of business health

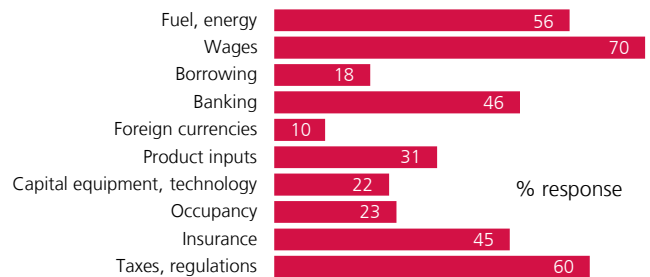


### 4. Limitations on sales or production growth\*



\* 12-month moving averages.

### 5. Major cost constraints\*



\* 12-month moving averages.

Ted Mallett, vice-president & chief economist, 416 222-8022  
 Andreea Bourgeois, senior analyst, 506 855-2526  
 Simon Gaudreault, director, economic affairs, Quebec, 514 861-3234

# Business Barometer®

## Personal services

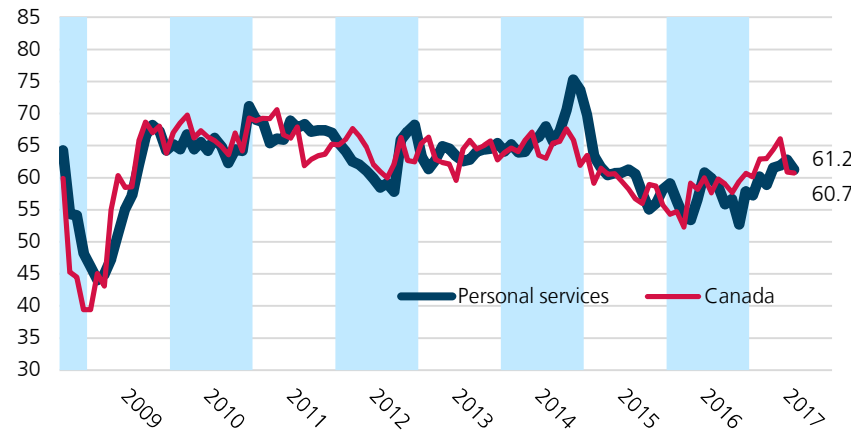
July 2017

Data presented as 3-mth moving averages unless elsewhere specified

Resp= 196

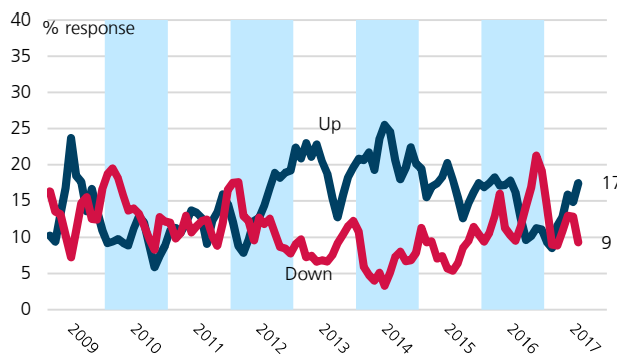
### 1. Business Barometer Index

Index (0-100)

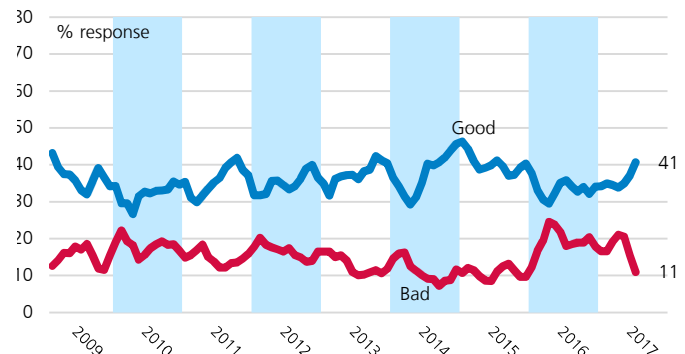


Category	Index	Mthly chg
Canada	60.7	↓ -0.2
Agriculture	50.6	↓ -6.2
Natural resources	50.0	↓ -4.3
Construction	62.7	↗ 0.5
Manufacturing	65.7	↗ 0.3
Wholesale	65.1	↓ -1.9
Retail	50.7	↓ -4.8
Transportation	61.3	↓ -1.8
Information, arts, recr.	63.7	↗ 1.2
Fin., insur., real estate	64.4	↓ -5.4
Prof. & enterprise serv.	66.5	↓ -0.8
Health & educ. serv.	66.7	↓ -3.7
Hospitality	63.6	↓ -0.3
Personal services	61.2	↓ -1.6

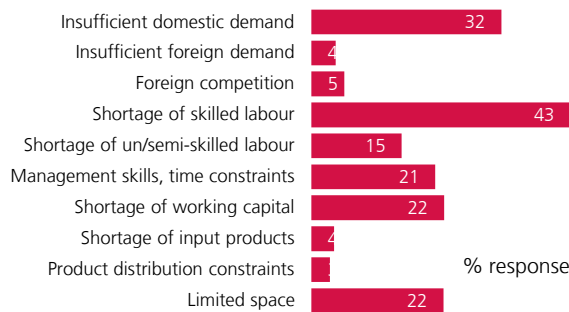
### 2. Full-time staffing intentions, next 3 months



### 3. General state of business health

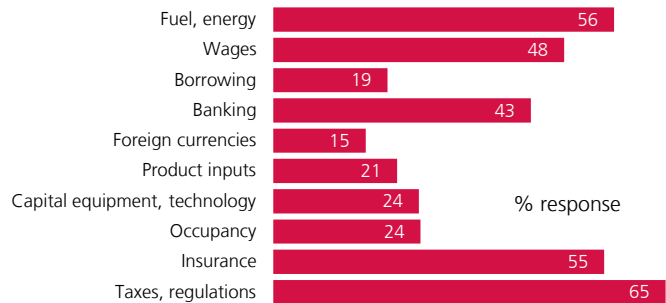


### 4. Limitations on sales or production growth\*



\* 12-month moving averages.

### 5. Major cost constraints\*



\* 12-month moving averages.

Ted Mallett, vice-president & chief economist, 416 222-8022

Andreea Bourgeois, senior analyst, 506 855-2526

Simon Gaudreault, director, economic affairs, Quebec, 514 861-3234