

Business Barometer®

Newfoundland & Labrador

January 2017

Newfoundland & Labrador's Small Business Barometer Index registered a small downshift in January to reach 46.0. Short-term hiring expectations are similar to the previous month—36 per cent of respondents plan on laying off while only four per cent plan on hiring. About 38 per cent of business owners are saying that their firms are in good health, while eight per cent are reporting that their firms are in bad shape.

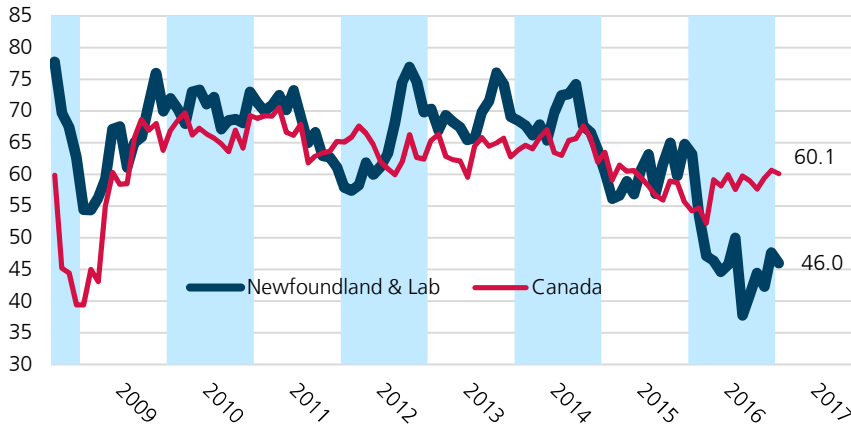
NL data presented as 4-mth moving averages

Resp= 50

1. Business Barometer Index

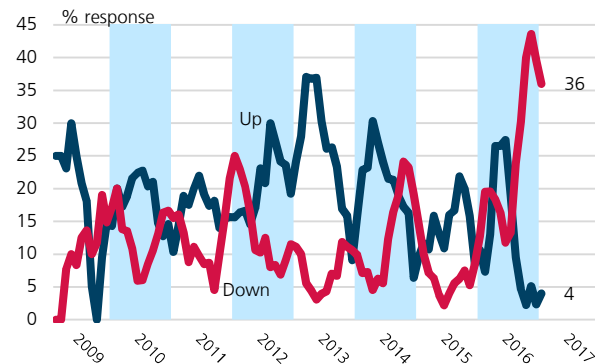
Index (0-100)

Index

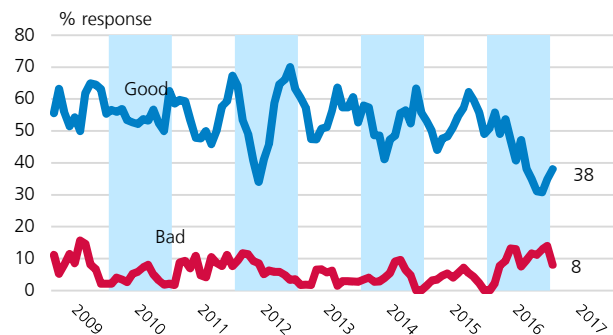


Canada	60.1
Newfoundland & Lab	46.0
Prince Edward Is.	64.6
Nova Scotia	65.2
New Brunswick	63.5
Quebec	68.6
Ontario	63.4
Manitoba	67.1
Saskatchewan	55.0
Alberta	47.2
British Columbia	65.2

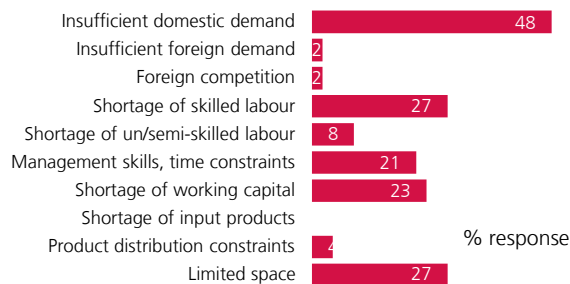
2. Full-time staffing intentions, next 3 months



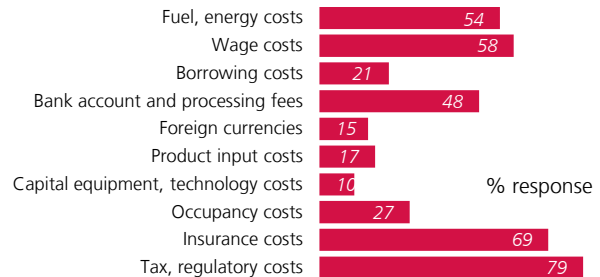
3. General state of business health



4. Limitations on sales or production growth



5. Major cost constraints



Ted Mallett, vice-president & chief economist, 416 222-8022

Andrea Bourgeois, senior analyst, 506 855-2526

Simon Gaudreault, director, economic affairs, Quebec, 514 861-3234

Business Barometer®

Prince Edward Island

January 2017

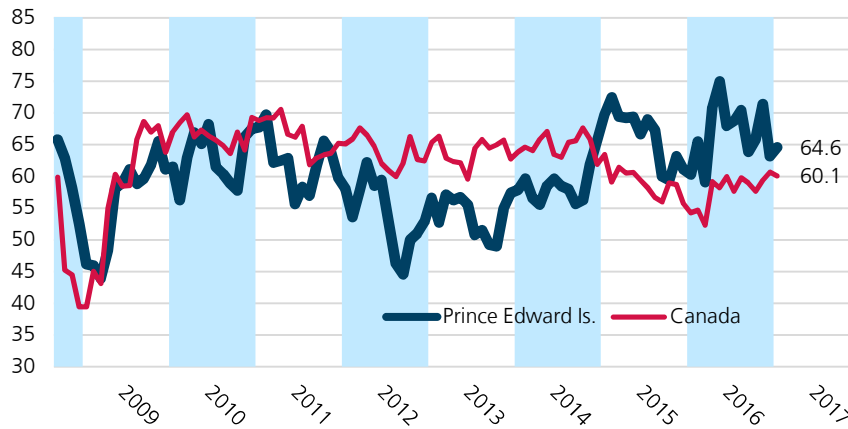
Business optimism in Prince Edward Island remained about the same in January; the index finished the month at 64.6. Short-term hiring plans are mostly stable with the majority of business owners planning neither increases nor decreases in employment (73 per cent). About one-in-five respondents (18 per cent) foresee hiring, while only nine per cent plan on laying off people. One-in-two business owners say their firms are in good health and only five per cent report that their firms are in poor health.

PEI data presented as 4-mth moving averages

Resp= 24

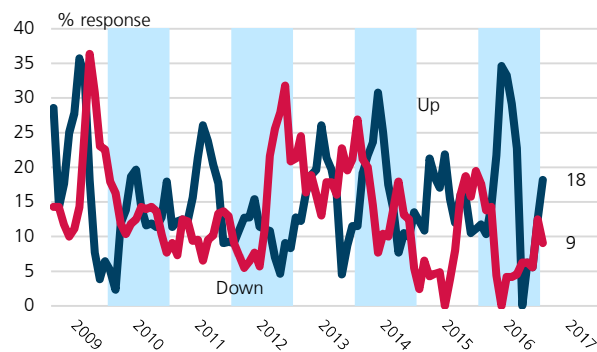
1. Business Barometer Index

Index (0-100)

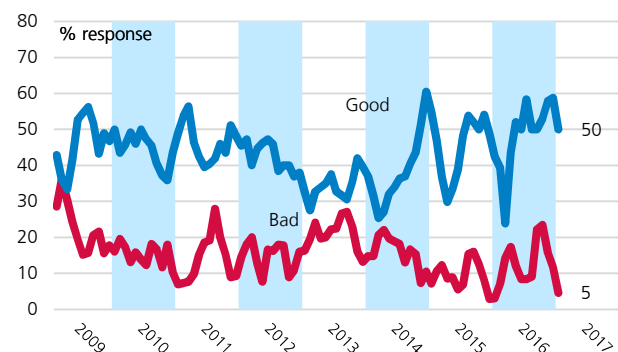


Province	Index
Canada	60.1
Newfoundland & Lab	46.0
Prince Edward Is.	64.6
Nova Scotia	65.2
New Brunswick	63.5
Quebec	68.6
Ontario	63.4
Manitoba	67.1
Saskatchewan	55.0
Alberta	47.2
British Columbia	65.2

2. Full-time staffing intentions, next 3 months



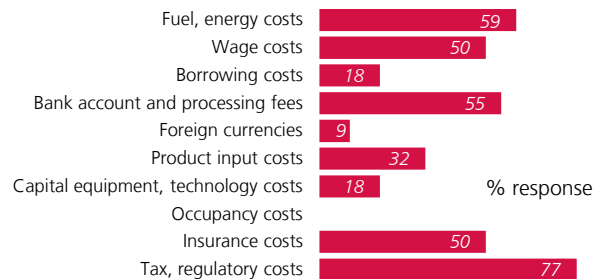
3. General state of business health



4. Limitations on sales or production growth



5. Major cost constraints



Ted Mallett, vice-president & chief economist, 416 222-8022

Andrea Bourgeois, senior analyst, 506 855-2526

Simon Gaudreault, director, economic affairs, Quebec, 514 861-3234

Business Barometer®

January 2017

Nova Scotia

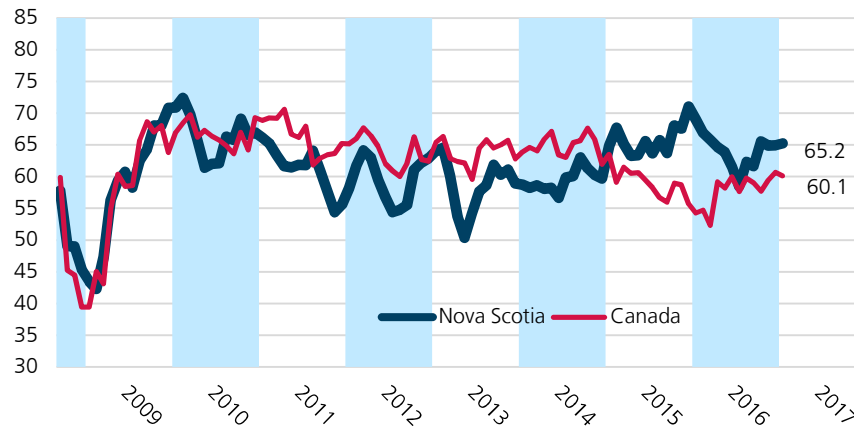
Optimism among Nova Scotia's small businesses has changed very little during the past four months. The Business Barometer Index starts the year at 65.2. Full-time hiring intentions are still negative with 16 per cent of respondents anticipating layoffs while eight per cent planning hiring. About one-third of business owners are reporting their firms are in good shape while eight per cent say their firms are in bad shape.

NS data presented as 3-mth moving averages

Resp= 69

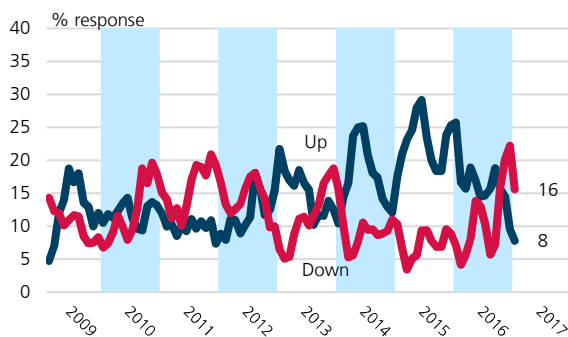
1. Business Barometer Index

Index (0-100)

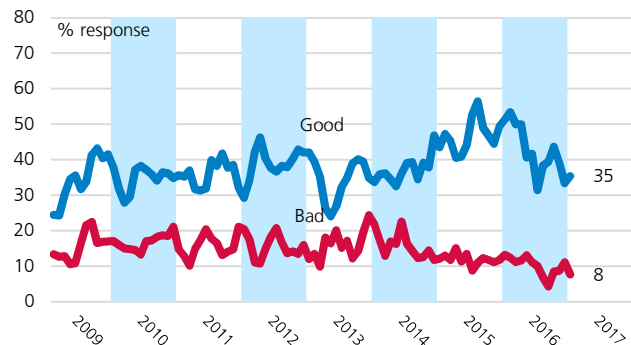


Province	Index
Canada	60.1
Newfoundland & Lab	46.0
Prince Edward Is.	64.6
Nova Scotia	65.2
New Brunswick	63.5
Quebec	68.6
Ontario	63.4
Manitoba	67.1
Saskatchewan	55.0
Alberta	47.2
British Columbia	65.2

2. Full-time staffing intentions, next 3 months



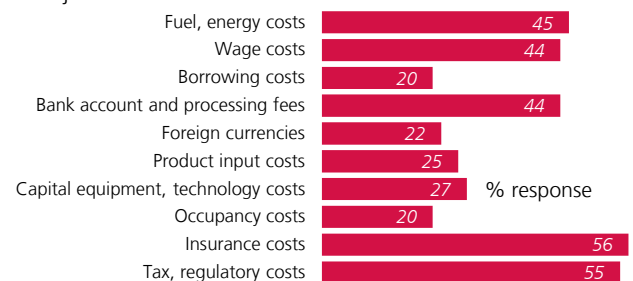
3. General state of business health



4. Limitations on sales or production growth



5. Major cost constraints



Ted Mallett, vice-president & chief economist, 416 222-8022

Andrea Bourgeois, senior analyst, 506 855-2526

Simon Gaudreault, director, economic affairs, Quebec, 514 861-3234

Business Barometer®

New Brunswick

January 2017

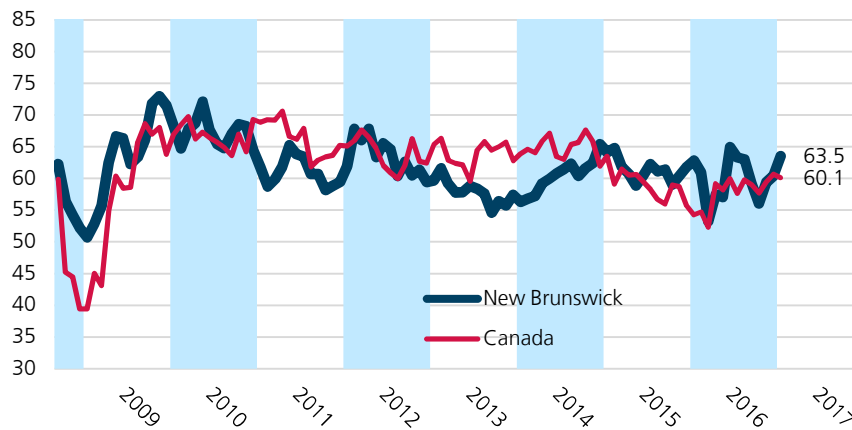
Optimism among New Brunswick's small businesses is on the rise. The Business Barometer Index starts the year at 63.5—a good reading for the province. Short-term hiring plans are getting weaker with 23 per cent of owners expecting layoffs and only 13 per cent looking to hire. About 44 per cent of respondents are reporting that their firms are in good shape compared to eight per cent saying that their operations are in poor shape.

NB data presented as 3-mth moving averages

Resp= 48

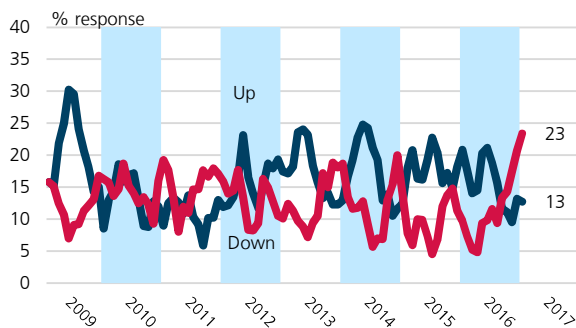
1. Business Barometer Index

Index (0-100)

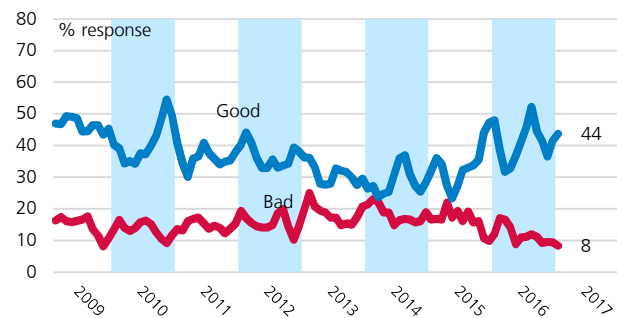


Province	Index
Canada	60.1
Newfoundland & Lab	46.0
Prince Edward Is.	64.6
Nova Scotia	65.2
New Brunswick	63.5
Quebec	68.6
Ontario	63.4
Manitoba	67.1
Saskatchewan	55.0
Alberta	47.2
British Columbia	65.2

2. Full-time staffing intentions, next 3 months



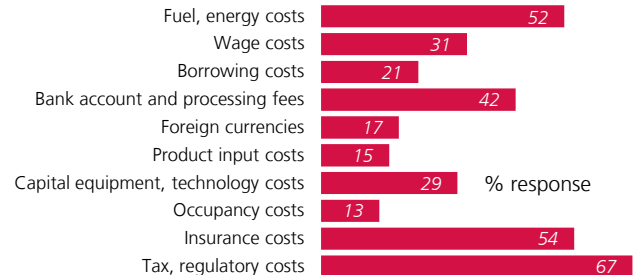
3. General state of business health



4. Limitations on sales or production growth



5. Major cost constraints



Ted Mallett, vice-president & chief economist, 416 222-8022
 Andreea Bourgeois, senior analyst, 506 855-2526
 Simon Gaudreault, director, economic affairs, Quebec, 514 861-3234

Business Barometer® Quebec

January 2017

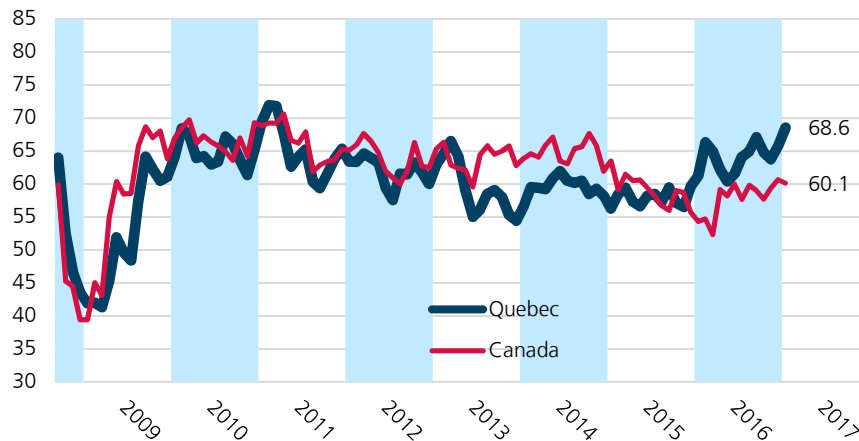
Optimism among Quebec's small businesses has gained momentum and—at 68.6—its Business Barometer Index is leading the country. Short-term hiring plans are positive, but fairly weak with 15 per cent of owners looking to hire and eight per cent looking to decrease personnel. The general state of business health indicator has the best reading compared to the rest of Canada. Currently, 57 per cent of business owners indicate that their firms are in good shape, and only three per cent see their firms in bad shape.

QC data presented as 2-mth moving averages

Resp= 167

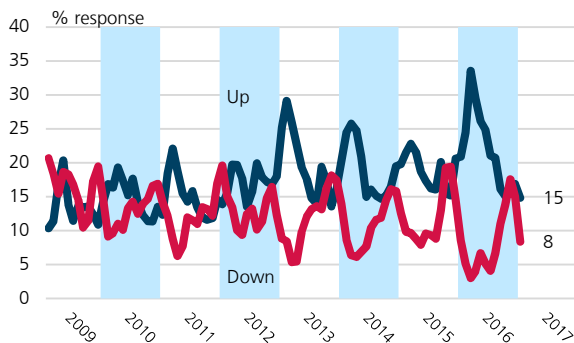
1. Business Barometer Index

Index (0-100)

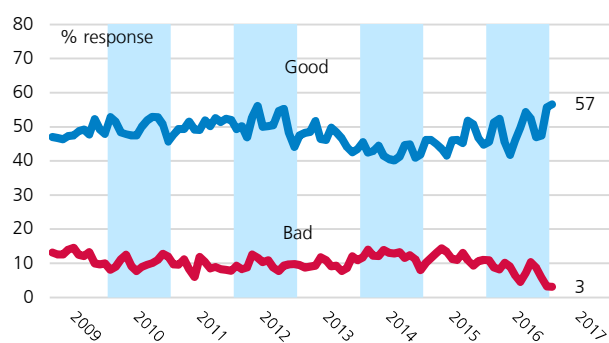


Province	Index
Canada	60.1
Newfoundland & Lab	46.0
Prince Edward Is.	64.6
Nova Scotia	65.2
New Brunswick	63.5
Quebec	68.6
Ontario	63.4
Manitoba	67.1
Saskatchewan	55.0
Alberta	47.2
British Columbia	65.2

2. Full-time staffing intentions, next 3 months



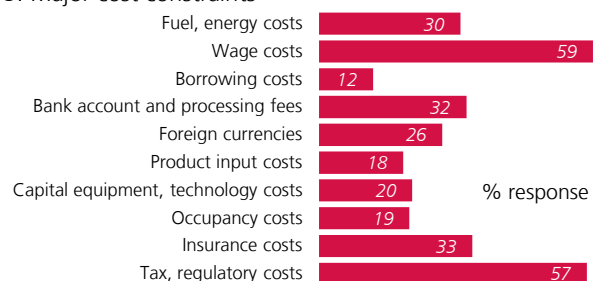
3. General state of business health



4. Limitations on sales or production growth



5. Major cost constraints



Ted Mallett, vice-president & chief economist, 416 222-8022

Andrea Bourgeois, senior analyst, 506 855-2526

Simon Gaudreault, director, economic affairs, Quebec, 514 861-3234

Business Barometer®

Ontario

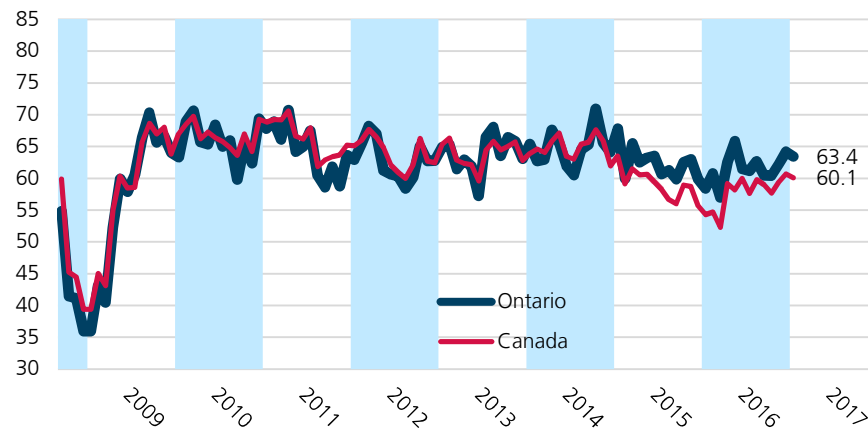
January 2017

Small business optimism in Ontario remained basically unchanged in January 2017; its Business Barometer Index shaved off 0.8 points to drop to 63.4. However, short-term hiring plans are positive with 19 per cent of owners looking to increase staffing while eight per cent planning decreases. The general state of business health is looking good, with 41 per cent of respondents saying their firms are in good shape, while eight per cent reporting that their businesses are in bad shape.

Resp= 324

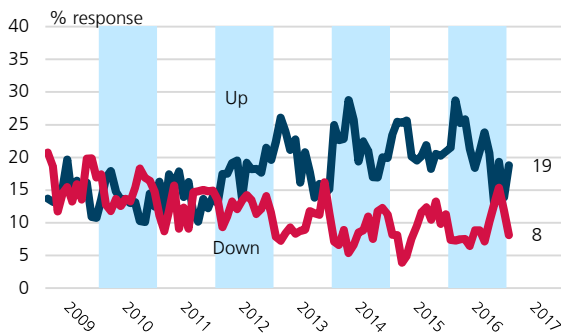
1. Business Barometer Index

Index (0-100)

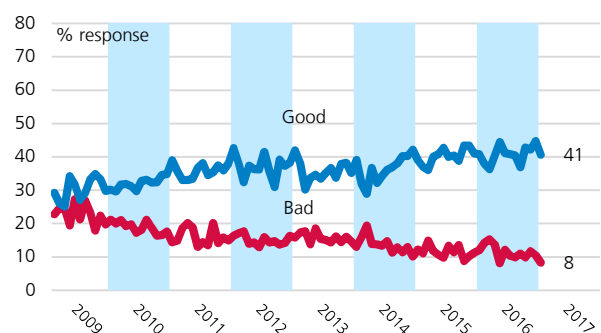


Province	Index
Canada	60.1
Newfoundland & Lab	46.0
Prince Edward Is.	64.6
Nova Scotia	65.2
New Brunswick	63.5
Quebec	68.6
Ontario	63.4
Manitoba	67.1
Saskatchewan	55.0
Alberta	47.2
British Columbia	65.2

2. Full-time staffing intentions, next 3 months



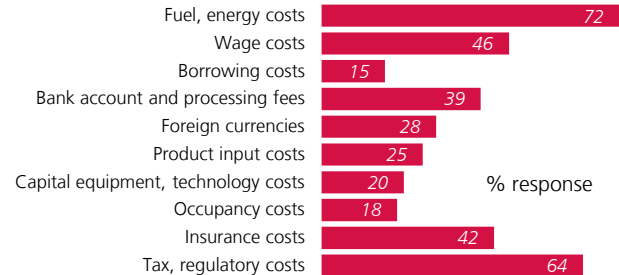
3. General state of business health



4. Limitations on sales or production growth



5. Major cost constraints



Ted Mallett, vice-president & chief economist, 416 222-8022

Andrea Bourgeois, senior analyst, 506 855-2526

Simon Gaudreault, director, economic affairs, Quebec, 514 861-3234

Business Barometer®

Manitoba

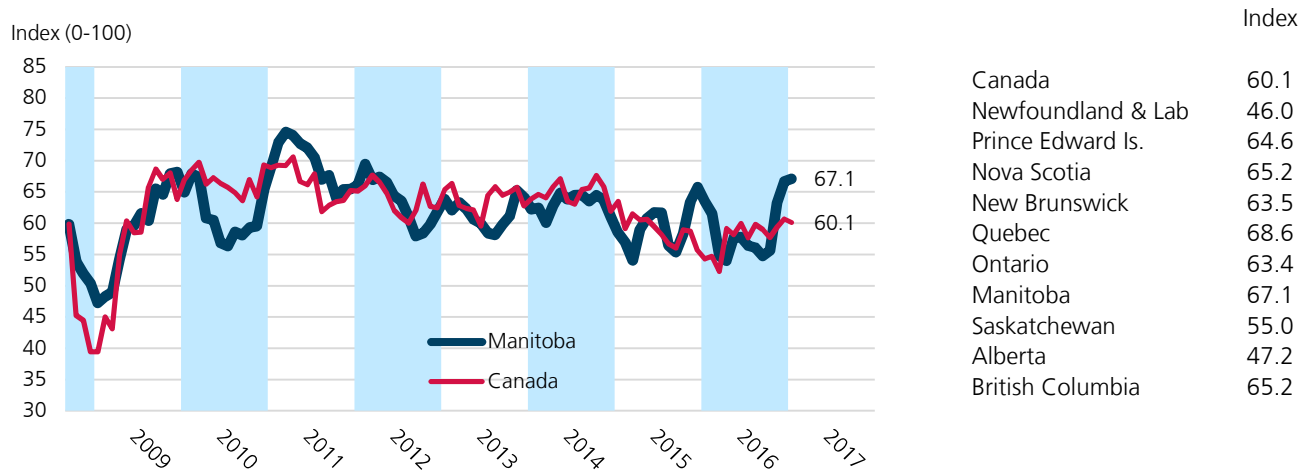
January 2017

Business optimism in Manitoba improved again in January and—at 67.1—its Barometer Index is the second highest in the country. However, the other indicators have not seen the same improvement. Short-term hiring plans are muted with 12 per cent of business owners looking to lay off while nine per cent are looking to hire. About 37 per cent of business owners say their businesses are in good shape, while seven per cent report that their firms are in poor shape.

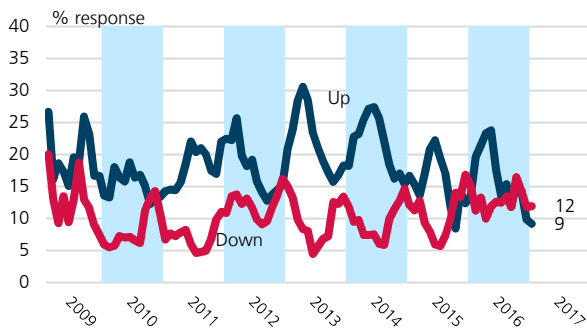
MB data presented as 4-mth moving averages

Resp= 114

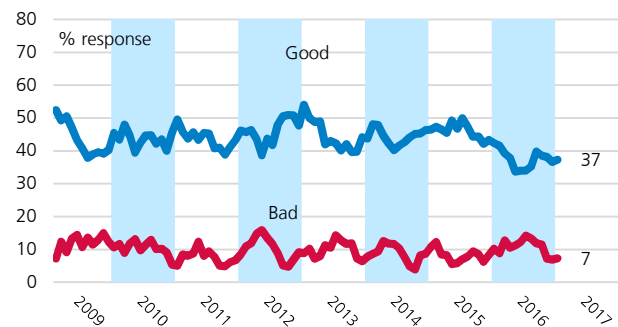
1. Business Barometer Index



2. Full-time staffing intentions, next 3 months



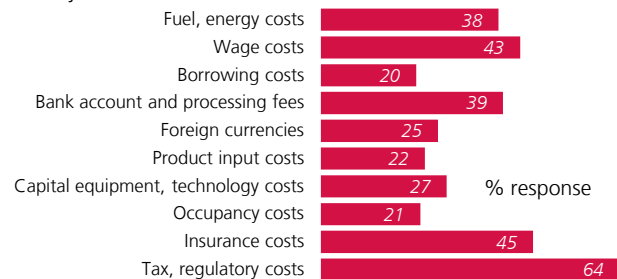
3. General state of business health



4. Limitations on sales or production growth



5. Major cost constraints



Ted Mallett, vice-president & chief economist, 416 222-8022

Andrea Bourgeois, senior analyst, 506 855-2526

Simon Gaudreault, director, economic affairs, Quebec, 514 861-3234

Business Barometer®

Saskatchewan

January 2017

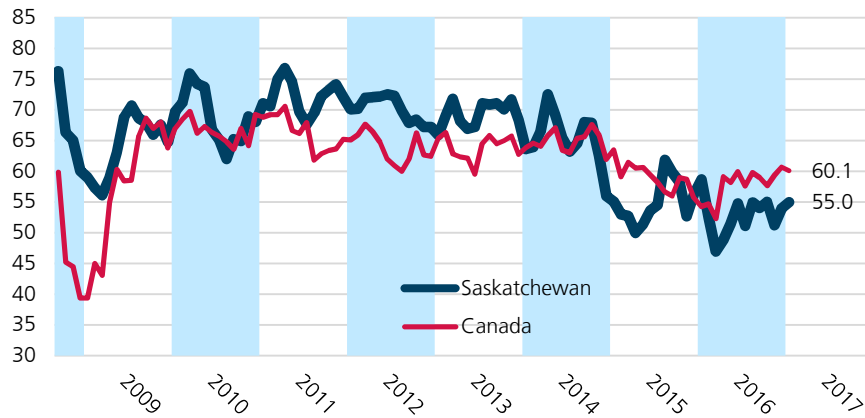
Saskatchewan's Small Business Barometer Index registered its second consecutive increase and reached 55.0. While optimism in the province is below the national level, it is better than in neighboring Alberta. Employment plans are muted with nine per cent of business owners looking to hire full-time while 11 per cent foreseeing layoffs. About one-third of respondents are saying that their businesses are in good shape, while an elevated 16 per cent see their firms in poor shape.

SK data presented as 3-mth moving averages

Resp= 80

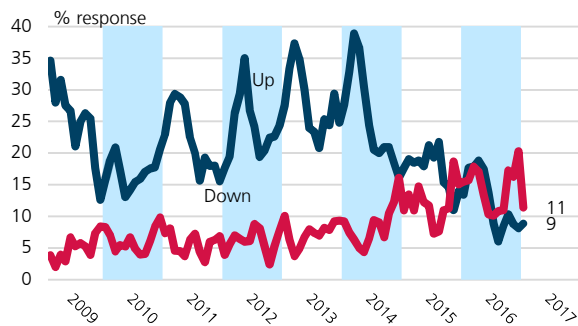
1. Business Barometer Index

Index (0-100)

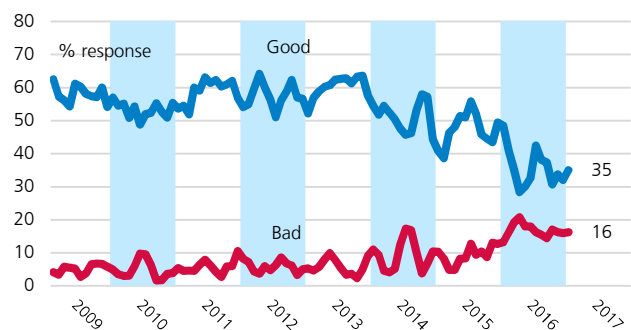


Province	Index
Canada	60.1
Newfoundland & Lab	46.0
Prince Edward Is.	64.6
Nova Scotia	65.2
New Brunswick	63.5
Quebec	68.6
Ontario	63.4
Manitoba	67.1
Saskatchewan	55.0
Alberta	47.2
British Columbia	65.2

2. Full-time staffing intentions, next 3 months



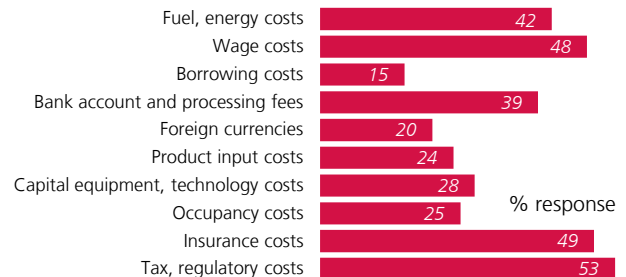
3. General state of business health



4. Limitations on sales or production growth



5. Major cost constraints



Ted Mallett, vice-president & chief economist, 416 222-8022

Andrea Bourgeois, senior analyst, 506 855-2526

Simon Gaudreault, director, economic affairs, Quebec, 514 861-3234

Business Barometer®

Alberta

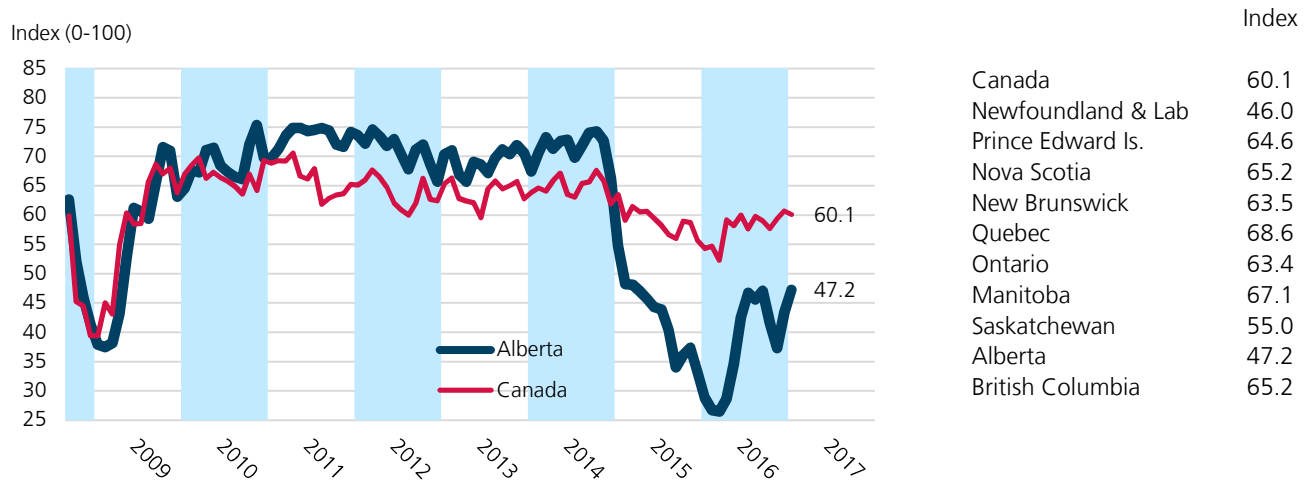
January 2017

Small business optimism in Alberta increased in January, bringing the Business Barometer Index up to 47.2. At this level, while still well below the national average, the index is starting the year at the same level where it was at the beginning of 2015. Short-term employment plans are still negative but moving toward balance. About one-third of respondents are looking to cut back on staffing while 11 per cent are looking to hire. About one-in-five business owners are reporting their firms to be in good shape while 32 per cent say their operations are in bad shape.

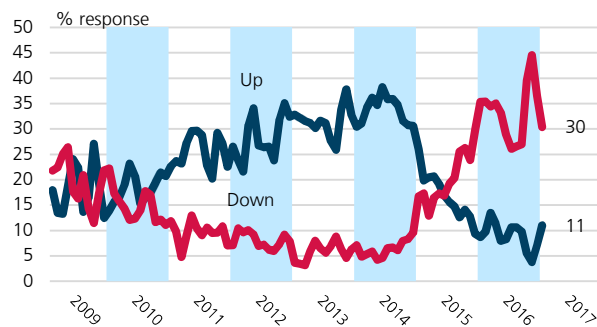
AB data presented as 2-mth moving averages

Resp= 236

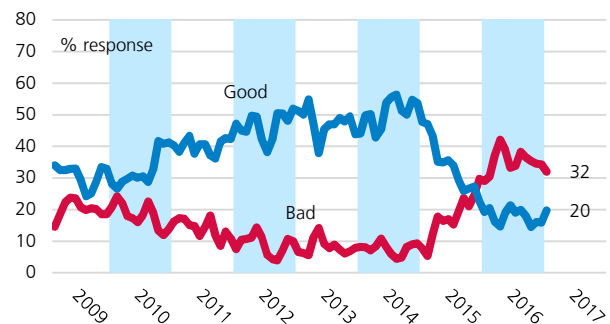
1. Business Barometer Index



2. Full-time staffing intentions, next 3 months



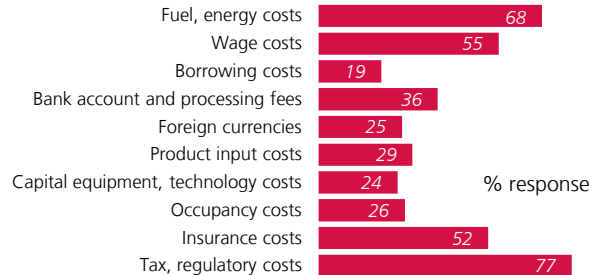
3. General state of business health



4. Limitations on sales or production growth



5. Major cost constraints



Ted Mallett, vice-president & chief economist, 416 222-8022

Andrea Bourgeois, senior analyst, 506 855-2526

Simon Gaudreault, director, economic affairs, Quebec, 514 861-3234

Business Barometer®

British Columbia

January 2017

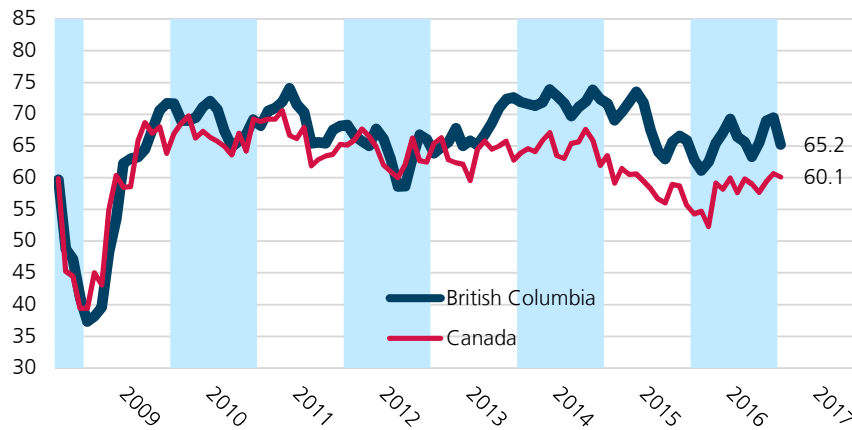
Optimism in British Columbia decreased somewhat and its Business Barometer Index dropped about four points to 65.2—but still on par with its average level for 2016. Short-term employment plans are strengthening with 18 per cent of owners planning to hire versus 10 per cent expecting layoffs. About 45 per cent of business owners see their firms in good shape while 10 per cent see their businesses in poor shape.

BC data presented as 3-mth moving averages

Resp= 220

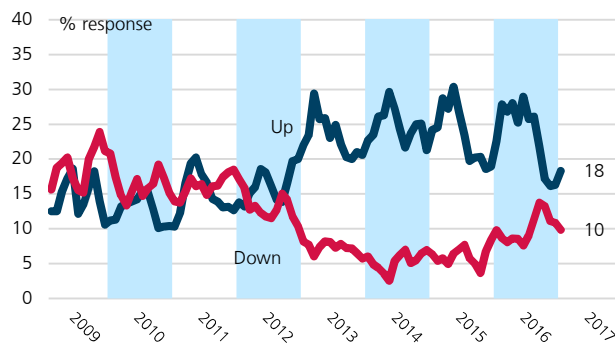
1. Business Barometer Index

Index (0-100)

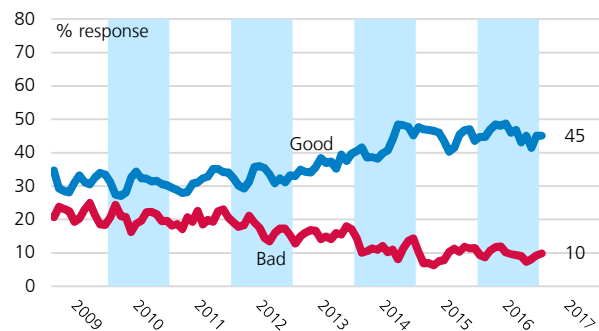


Province	Index
Canada	60.1
Newfoundland & Lab	46.0
Prince Edward Is.	64.6
Nova Scotia	65.2
New Brunswick	63.5
Quebec	68.6
Ontario	63.4
Manitoba	67.1
Saskatchewan	55.0
Alberta	47.2
British Columbia	65.2

2. Full-time staffing intentions, next 3 months



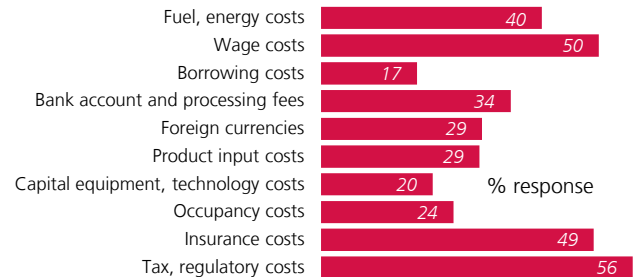
3. General state of business health



4. Limitations on sales or production growth



5. Major cost constraints



Ted Mallett, vice-president & chief economist, 416 222-8022

Andrea Bourgeois, senior analyst, 506 855-2526

Simon Gaudreault, director, economic affairs, Quebec, 514 861-3234