

Business Barometer®

Newfoundland & Labrador

May 2017

Optimism among Newfoundland & Labrador's small businesses remained pretty stable in May. Its Small Business Barometer Index increased by only one point reaching 45.3—still the lowest level of optimism in the country. Similar to the previous months' levels, one-third of small business owners are foreseeing layoffs over the next three months, and 10 per cent are planning on hiring. One-in-three business owners are saying that their firms are in good health, while just as many see their firms being in bad shape.

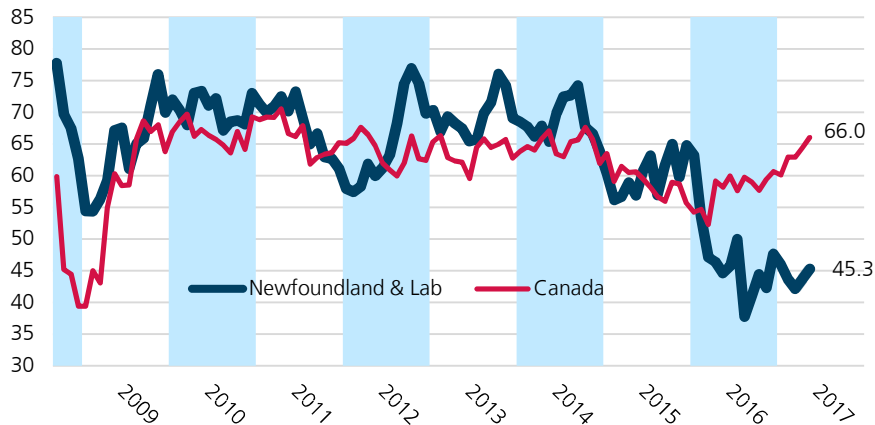
NL data presented as 4-mth moving averages

Resp= 64

1. Business Barometer Index

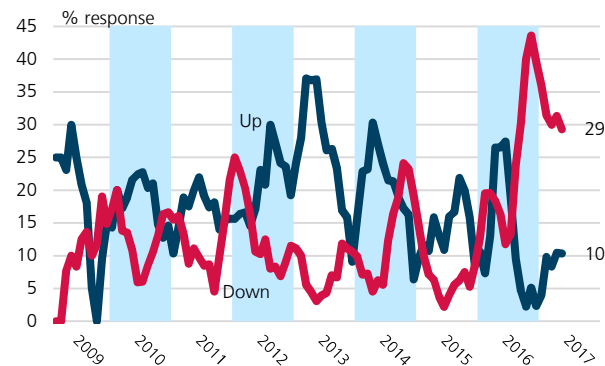
Index (0-100)

Index

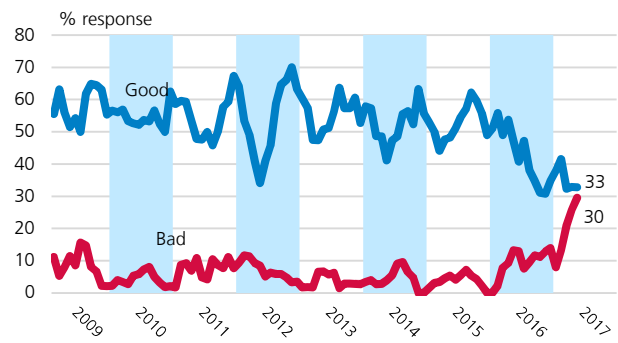


Canada	66.0
Newfoundland & Lab	45.3
Prince Edward Is.	67.9
Nova Scotia	64.4
New Brunswick	60.2
Quebec	65.0
Ontario	68.2
Manitoba	66.4
Saskatchewan	49.1
Alberta	61.9
British Columbia	69.4

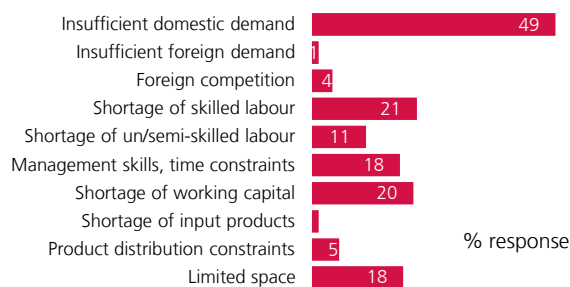
2. Full-time staffing intentions, next 3 months



3. General state of business health

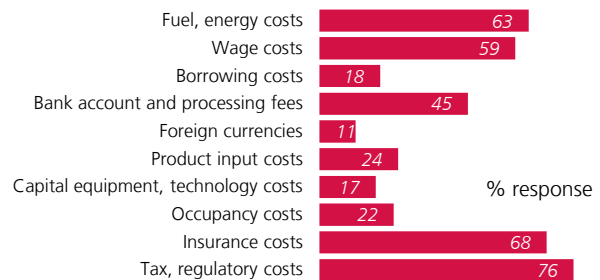


4. Limitations on sales or production growth*



* 12-month moving averages.

5. Major cost constraints*



* 12-month moving averages.

Ted Mallett, vice-president & chief economist, 416 222-8022
 Andreea Bourgeois, senior analyst, 506 855-2526
 Simon Gaudreault, director, economic affairs, Quebec, 514 861-3234

Business Barometer®

Prince Edward Island

May 2017

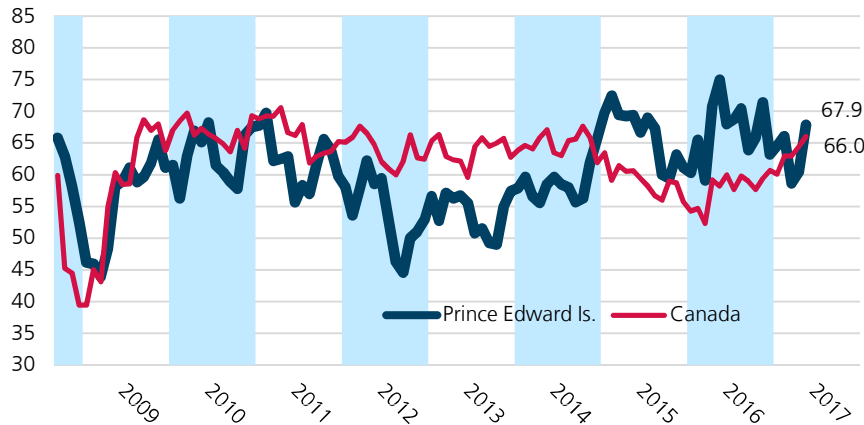
Business optimism in Prince Edward Island improved significantly in May, and its Small Business Barometer Index jumped upwards to reach 67.9, just above the national average. One-in-four business owners are looking to hire over the next three months, while the rest of employers are looking to maintain their staffing levels. A healthy 72 per cent of business owners say their firms are in good health, while 14 per cent report that their firms are in poor shape.

PEI data presented as 4-mth moving averages

Resp= 28

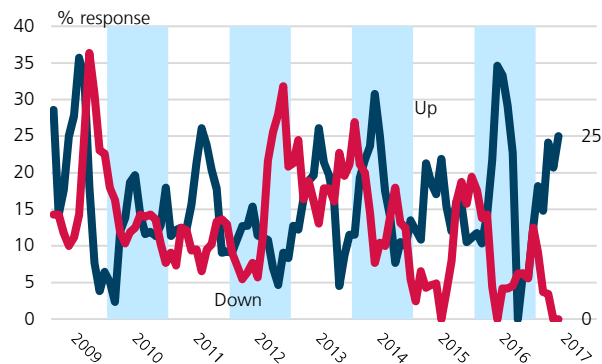
1. Business Barometer Index

Index (0-100)

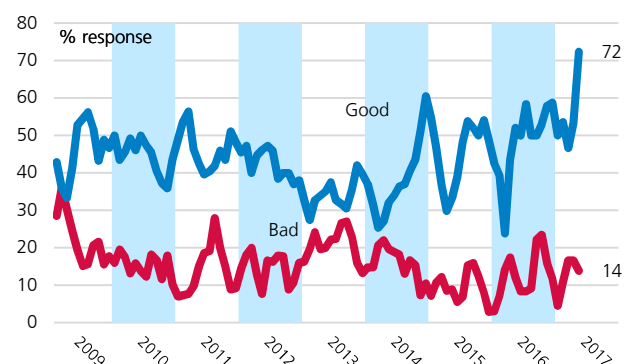


Province	Index
Canada	66.0
Newfoundland & Lab	45.3
Prince Edward Is.	67.9
Nova Scotia	64.4
New Brunswick	60.2
Quebec	65.0
Ontario	68.2
Manitoba	66.4
Saskatchewan	49.1
Alberta	61.9
British Columbia	69.4

2. Full-time staffing intentions, next 3 months



3. General state of business health

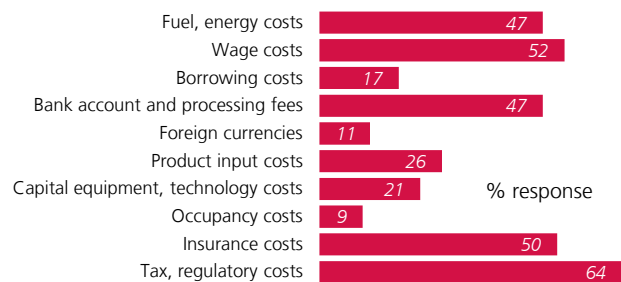


4. Limitations on sales or production growth*



* 12-month moving averages.

5. Major cost constraints*



* 12-month moving averages.

Ted Mallett, vice-president & chief economist, 416 222-8022
 Andreea Bourgeois, senior analyst, 506 855-2526
 Simon Gaudreault, director, economic affairs, Quebec, 514 861-3234

Business Barometer®

May 2017

Nova Scotia

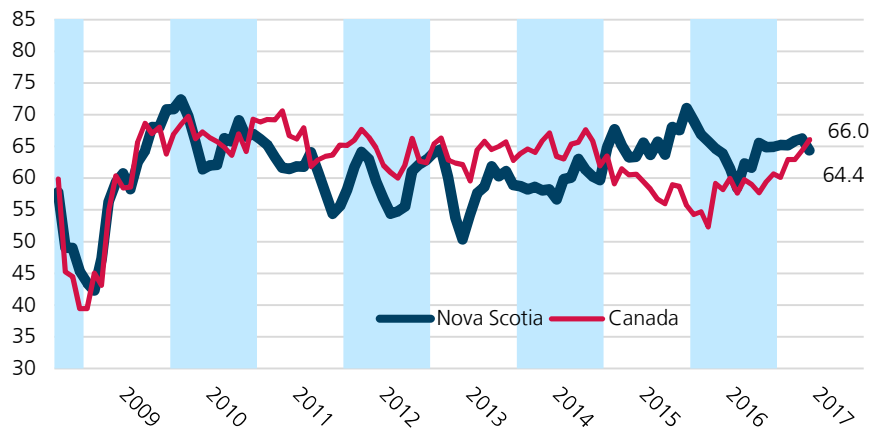
Optimism among Nova Scotia's small business owners has stalled in May; its Barometer Index lost two points reaching 64.4. Short-term employment plans are relatively good, with 18 per cent looking to hire while 5 per cent planning to decrease full-time employment. About 48 per cent business owners are reporting their firms are in good shape while 14 per cent say their firms are in bad shape.

NS data presented as 3-mth moving averages

Resp= 66

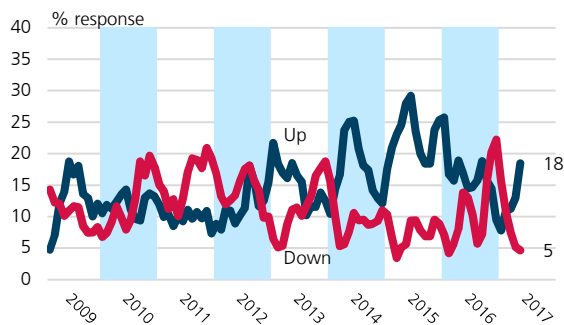
1. Business Barometer Index

Index (0-100)

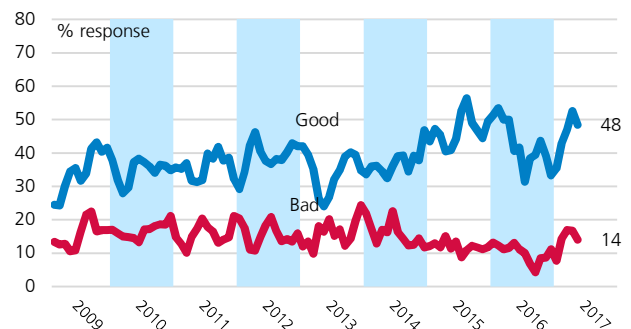


Province	Index
Canada	66.0
Newfoundland & Lab	45.3
Prince Edward Is.	67.9
Nova Scotia	64.4
New Brunswick	60.2
Quebec	65.0
Ontario	68.2
Manitoba	66.4
Saskatchewan	49.1
Alberta	61.9
British Columbia	69.4

2. Full-time staffing intentions, next 3 months



3. General state of business health

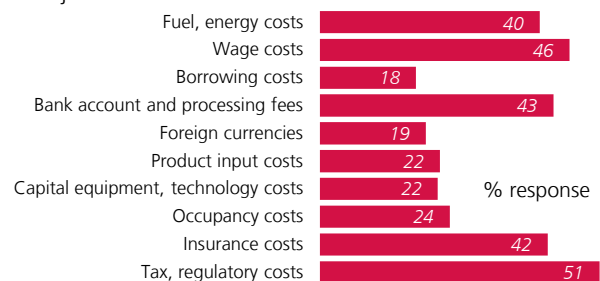


4. Limitations on sales or production growth*



* 12-month moving averages.

5. Major cost constraints*



* 12-month moving averages.

Ted Mallett, vice-president & chief economist, 416 222-8022

Andrea Bourgeois, senior analyst, 506 855-2526

Simon Gaudreault, director, economic affairs, Quebec, 514 861-3234

Business Barometer®

May 2017

New Brunswick

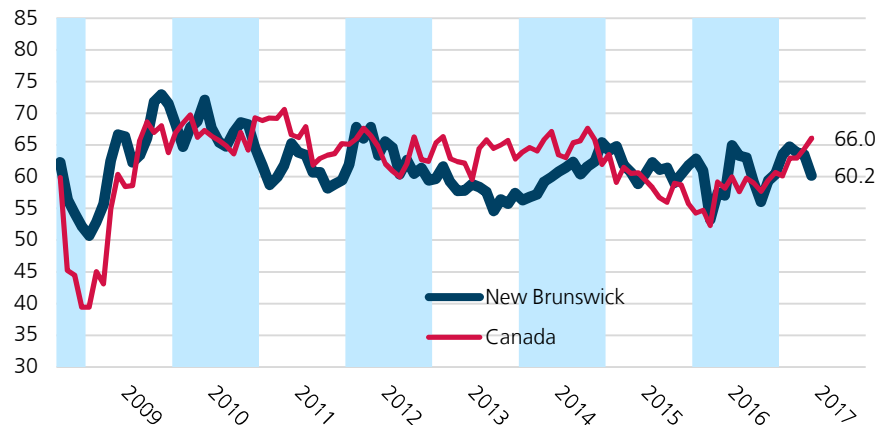
New Brunswick small businesses lost some optimism this month. The Business Barometer Index shed about three points, to reach 60.2 in May. Short-term hiring plans seem to have come to a halt as almost equal shares of entrepreneurs are looking to hire as to lay off full-time staff. Only one-in-four respondents are reporting that their firms are in good shape compared to 33 per cent from previous months. Another 16 per cent are saying their firms are in poor shape.

NB data presented as 3-mth moving averages

Resp= 59

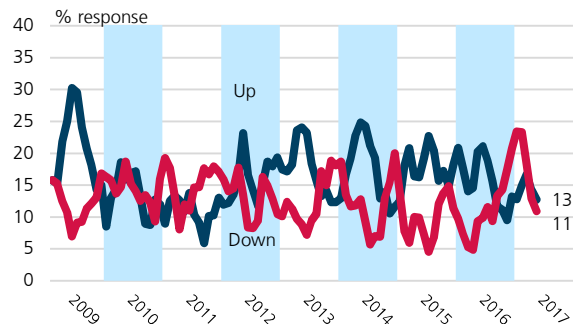
1. Business Barometer Index

Index (0-100)

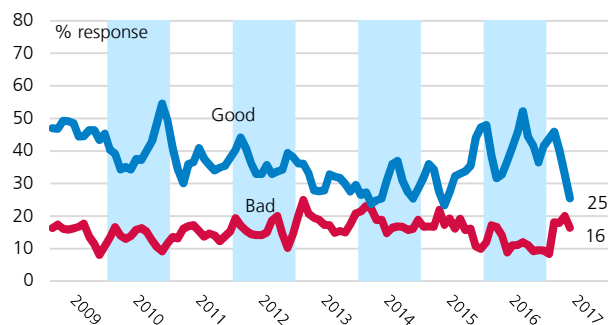


	Index
Canada	66.0
Newfoundland & Lab	45.3
Prince Edward Is.	67.9
Nova Scotia	64.4
New Brunswick	60.2
Quebec	65.0
Ontario	68.2
Manitoba	66.4
Saskatchewan	49.1
Alberta	61.9
British Columbia	69.4

2. Full-time staffing intentions, next 3 months



3. General state of business health

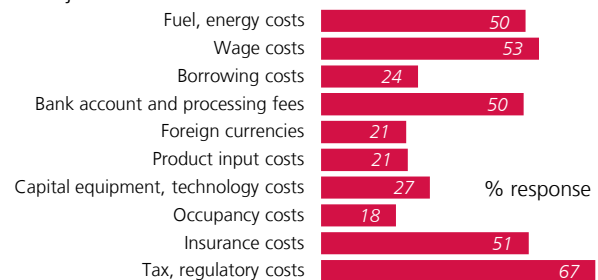


4. Limitations on sales or production growth*



* 12-month moving averages.

5. Major cost constraints*



* 12-month moving averages.

Ted Mallett, vice-president & chief economist, 416 222-8022
 Andreea Bourgeois, senior analyst, 506 855-2526
 Simon Gaudreault, director, economic affairs, Quebec, 514 861-3234

Business Barometer®

Quebec

May 2017

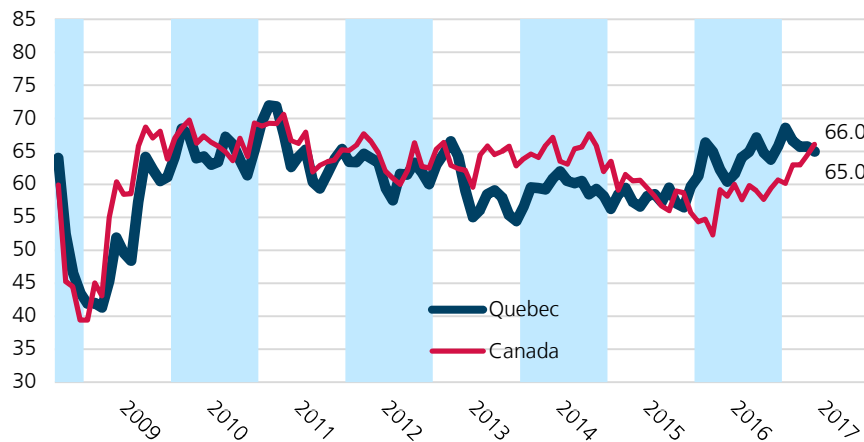
Optimism among Quebec's small businesses remains strong and fairly stable. Its Business Barometer Index held at 65.7. Short-term hiring plans are positive with 20 per cent of owners looking to hire and only 7 per cent looking to cut back on full-time staffing. In May, 51 per cent of business owners indicate that their firms are in good shape, while only 4 per cent see their firms in bad shape.

QC data presented as 2-mth moving averages

Resp= 204

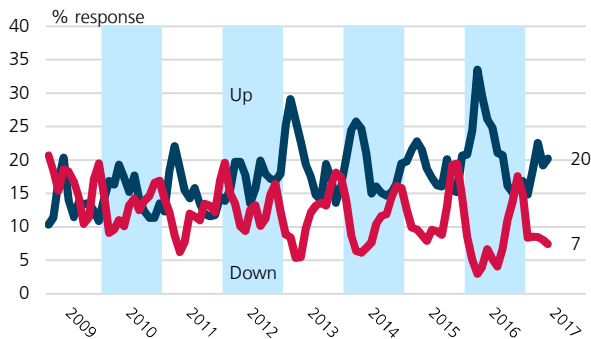
1. Business Barometer Index

Index (0-100)

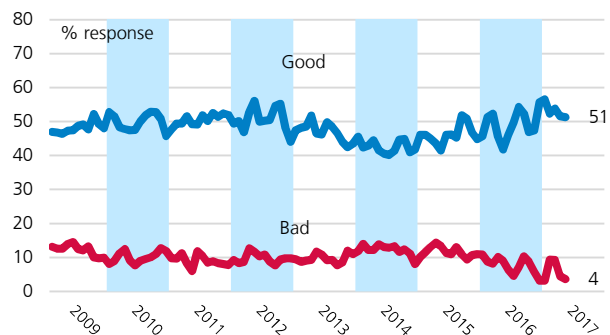


Province	Index
Canada	66.0
Newfoundland & Lab	45.3
Prince Edward Is.	67.9
Nova Scotia	64.4
New Brunswick	60.2
Quebec	65.0
Ontario	68.2
Manitoba	66.4
Saskatchewan	49.1
Alberta	61.9
British Columbia	69.4

2. Full-time staffing intentions, next 3 months



3. General state of business health

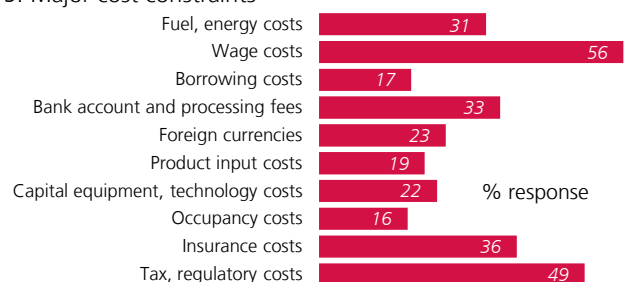


4. Limitations on sales or production growth*



* 12-month moving averages.

5. Major cost constraints*



* 12-month moving averages.

Ted Mallett, vice-president & chief economist, 416 222-8022
 Andreea Bourgeois, senior analyst, 506 855-2526
 Simon Gaudreault, director, economic affairs, Quebec, 514 861-3234

Business Barometer®

Ontario

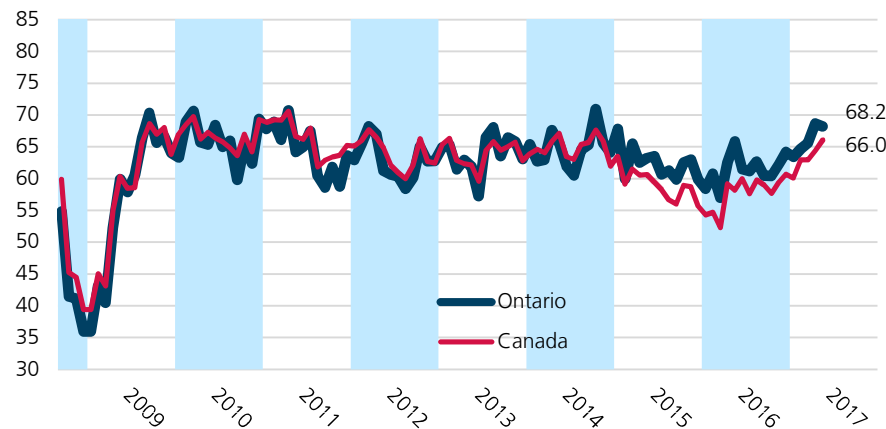
May 2017

Small business optimism in Ontario remained fairly stable in May posting an Index of 68.2. It is the second highest optimism level after BC's 69.4, and it is a very strong reading for Ontario. Short-term hiring plans strengthened in May with 24 per cent of owners looking to increase staffing while 9 per cent planning to reduce personnel. The general state of business is strong with 46 per cent of respondents saying their firms are in good shape, while 9 per cent report that their businesses are in bad shape.

Resp= 272

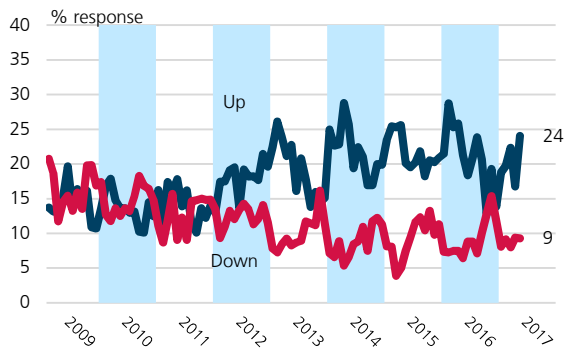
1. Business Barometer Index

Index (0-100)

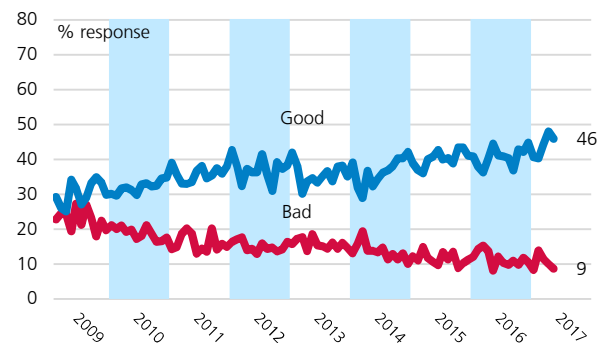


Province	Index
Canada	66.0
Newfoundland & Lab	45.3
Prince Edward Is.	67.9
Nova Scotia	64.4
New Brunswick	60.2
Quebec	65.0
Ontario	68.2
Manitoba	66.4
Saskatchewan	49.1
Alberta	61.9
British Columbia	69.4

2. Full-time staffing intentions, next 3 months



3. General state of business health

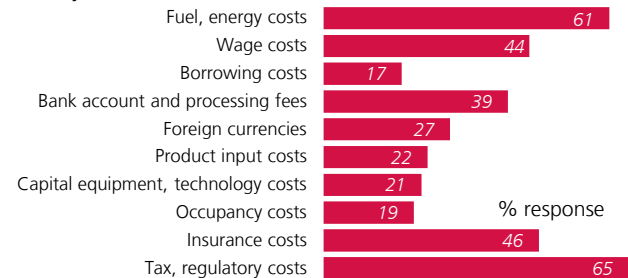


4. Limitations on sales or production growth*



* 12-month moving averages.

5. Major cost constraints*



* 12-month moving averages.

Ted Mallett, vice-president & chief economist, 416 222-8022
 Andreea Bourgeois, senior analyst, 506 855-2526
 Simon Gaudreault, director, economic affairs, Quebec, 514 861-3234

Business Barometer®

Manitoba

May 2017

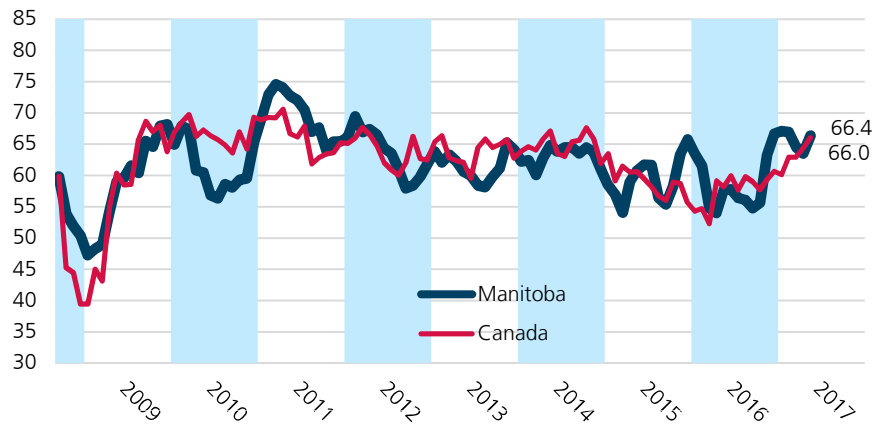
Business optimism in Manitoba gained some ground in May. Its Business Barometer Index climbed three points to reach 66.4, just above the national average of 66.0. Short-term hiring plans also improved somewhat, with 15 per cent of business owners looking to hire and 8 per cent looking to lay off. Similar to last month's reading, about 40 per cent of business owners say their businesses are in good shape, while 11 per cent report that their firms are in poor shape.

MB data presented as 4-mth moving averages

Resp= 116

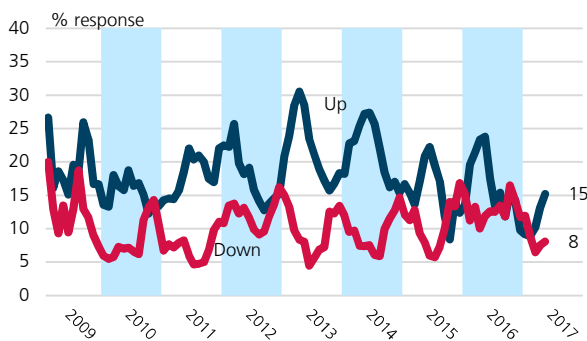
1. Business Barometer Index

Index (0-100)

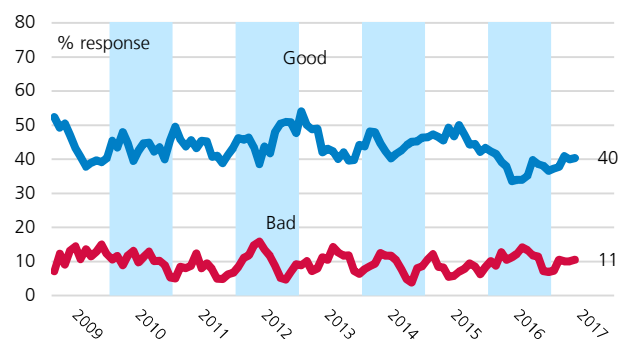


	Index
Canada	66.0
Newfoundland & Lab	45.3
Prince Edward Is.	67.9
Nova Scotia	64.4
New Brunswick	60.2
Quebec	65.0
Ontario	68.2
Manitoba	66.4
Saskatchewan	49.1
Alberta	61.9
British Columbia	69.4

2. Full-time staffing intentions, next 3 months



3. General state of business health

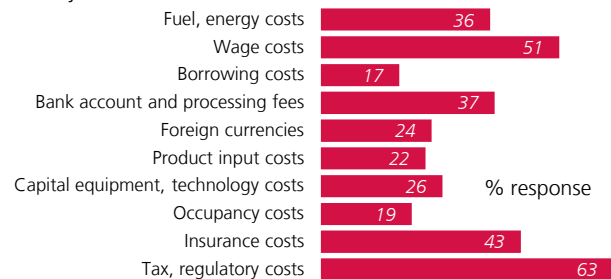


4. Limitations on sales or production growth*



* 12-month moving averages.

5. Major cost constraints*



* 12-month moving averages.

Ted Mallett, vice-president & chief economist, 416 222-8022
 Andreea Bourgeois, senior analyst, 506 855-2526
 Simon Gaudreault, director, economic affairs, Quebec, 514 861-3234

Business Barometer®

Saskatchewan

May 2017

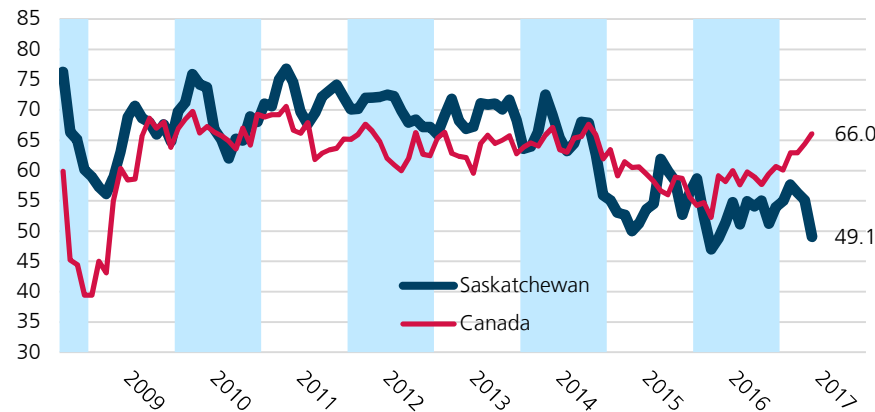
Optimism among Saskatchewan's small businesses deteriorated in May. Its Business Barometer Index took a nosedive of six points, to 49.1. Employment plans are unchanged from April's readings: 21 per cent of business owners looking to decrease full-time employment and 14 per cent looking to hire. About 29 per cent of respondents are saying that their businesses are in good shape, while 16 per cent see their firms in poor shape.

SK data presented as 3-mth moving averages

Resp= 107

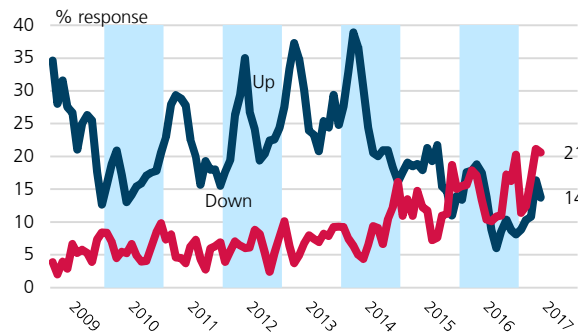
1. Business Barometer Index

Index (0-100)

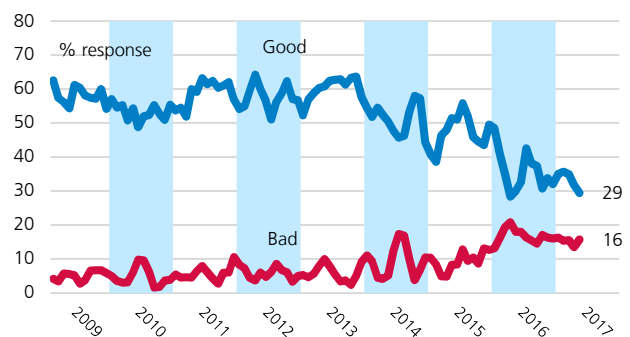


Province	Index
Canada	66.0
Newfoundland & Lab	45.3
Prince Edward Is.	67.9
Nova Scotia	64.4
New Brunswick	60.2
Quebec	65.0
Ontario	68.2
Manitoba	66.4
Saskatchewan	49.1
Alberta	61.9
British Columbia	69.4

2. Full-time staffing intentions, next 3 months



3. General state of business health

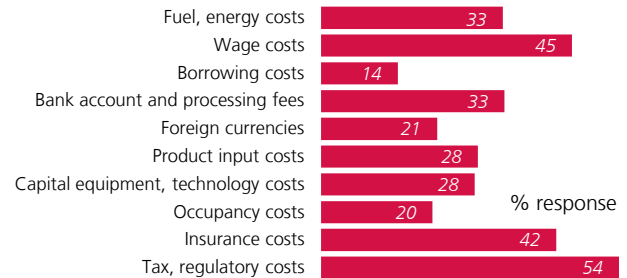


4. Limitations on sales or production growth*



* 12-month moving averages.

5. Major cost constraints*



* 12-month moving averages.

Ted Mallett, vice-president & chief economist, 416 222-8022
 Andreea Bourgeois, senior analyst, 506 855-2526
 Simon Gaudreault, director, economic affairs, Quebec, 514 861-3234

Business Barometer®

Alberta

May 2017

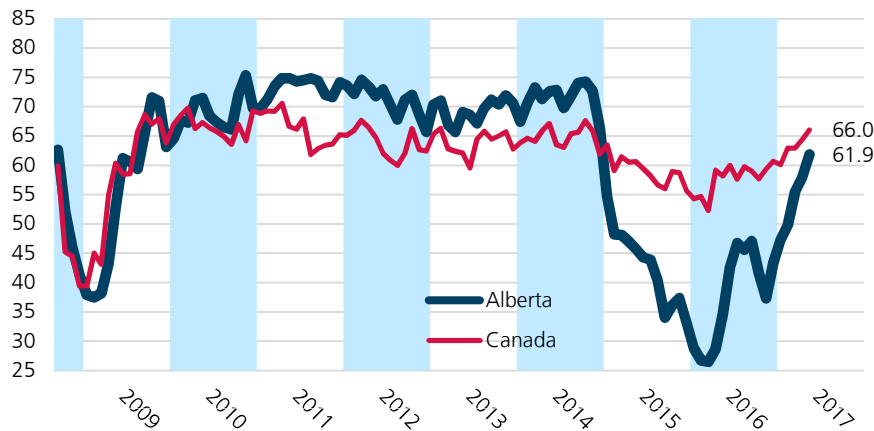
Optimism in Alberta gained significant footing again. Its Business Barometer Index increased by four points, reaching 61.9—within a five-point range with the rest of Canada for the first time in more than two years. Short-term employment plans are still net negative but trending up. About 25 per cent of respondents are looking to cut back on staffing while 14 per cent are looking to hire. About 24 per cent of business owners are reporting their firms to be in good shape while 26 per cent say their operations are in bad shape.

AB data presented as 2-mth moving averages

Resp= 202

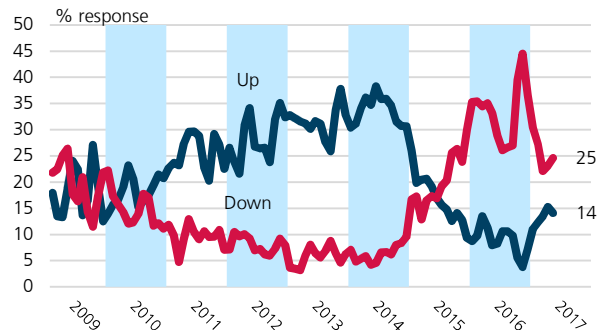
1. Business Barometer Index

Index (0-100)

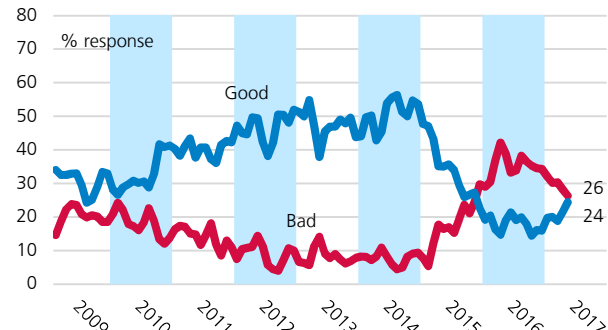


Province	Index
Canada	66.0
Newfoundland & Lab	45.3
Prince Edward Is.	67.9
Nova Scotia	64.4
New Brunswick	60.2
Quebec	65.0
Ontario	68.2
Manitoba	66.4
Saskatchewan	49.1
Alberta	61.9
British Columbia	69.4

2. Full-time staffing intentions, next 3 months



3. General state of business health

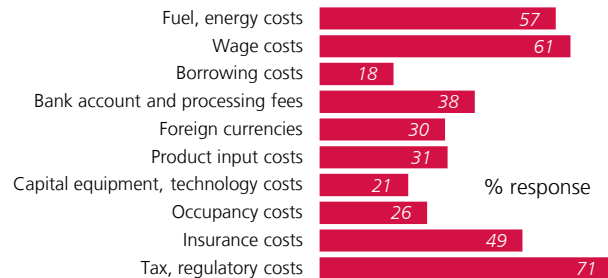


4. Limitations on sales or production growth*



* 12-month moving averages.

5. Major cost constraints*



* 12-month moving averages.

Ted Mallett, vice-president & chief economist, 416 222-8022

Andrea Bourgeois, senior analyst, 506 855-2526

Simon Gaudreault, director, economic affairs, Quebec, 514 861-3234

Business Barometer®

British Columbia

May 2017

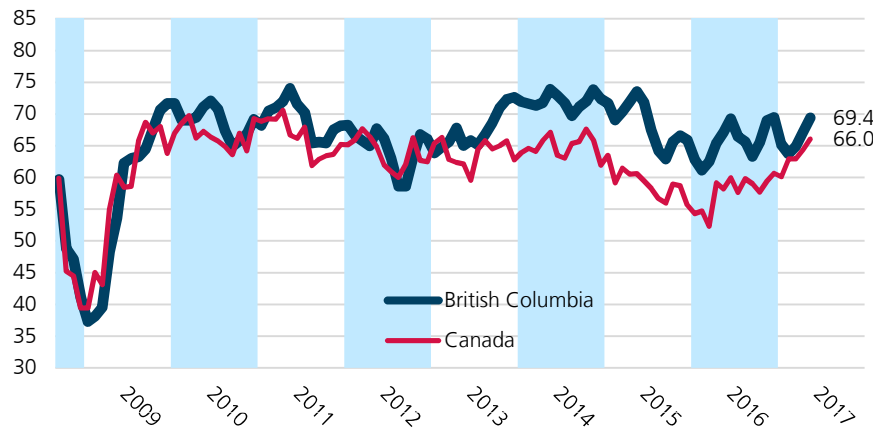
Optimism in British Columbia has improved again, the third-consecutive gain since February. Its Business Barometer Index gained another two points reaching 69.4—highest in the country. Short-term employment plans are strong with 28 per cent of owners planning to hire versus 8 per cent expecting to make layoffs. Similar to last month's reading, about one-in-two business owners see their firms in good shape while 7 per cent see their firms in poor shape—very strong readings for this indicator.

BC data presented as 3-mth moving averages

Resp= 201

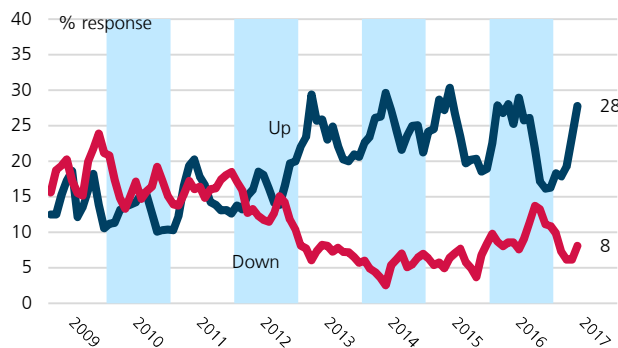
1. Business Barometer Index

Index (0-100)

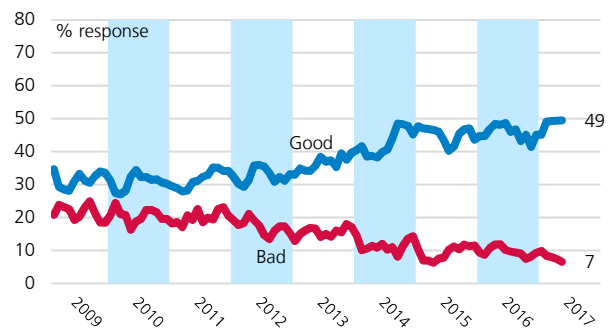


Province	Index
Canada	66.0
Newfoundland & Lab	45.3
Prince Edward Is.	67.9
Nova Scotia	64.4
New Brunswick	60.2
Quebec	65.0
Ontario	68.2
Manitoba	66.4
Saskatchewan	49.1
Alberta	61.9
British Columbia	69.4

2. Full-time staffing intentions, next 3 months



3. General state of business health

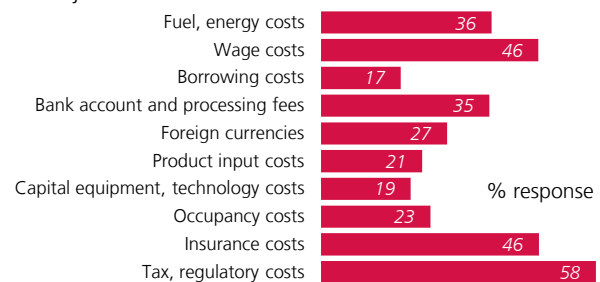


4. Limitations on sales or production growth*



* 12-month moving averages.

5. Major cost constraints*



* 12-month moving averages.

Ted Mallett, vice-president & chief economist, 416 222-8022
 Andreea Bourgeois, senior analyst, 506 855-2526
 Simon Gaudreault, director, economic affairs, Quebec, 514 861-3234