

# Business Barometer®

## Newfoundland & Labrador

June 2017

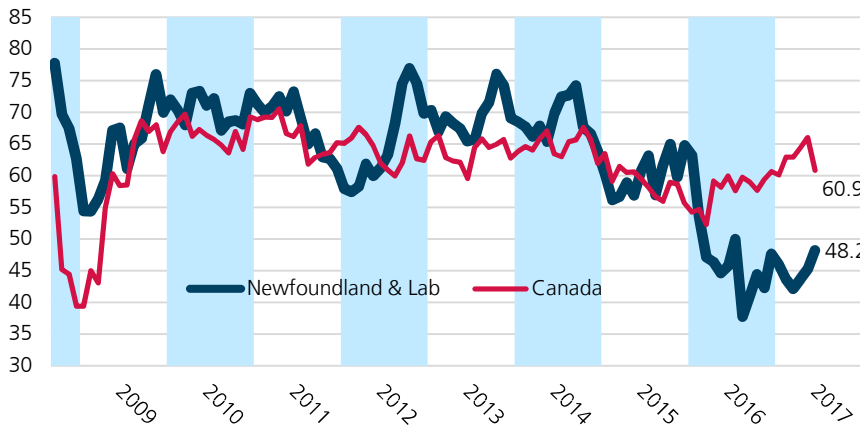
Optimism among Newfoundland & Labrador's small businesses improved in June. Its Business Barometer Index gained three points reaching 48.2. Similar to levels seen in previous months, one-third of small business owners are foreseeing layoffs over the next three months, and barely 7 per cent are planning on hiring. Almost equal shares of entrepreneurs are seeing their firms in good shape as in bad shape (one-third).

NL data presented as 4-mth moving averages

Resp= 57

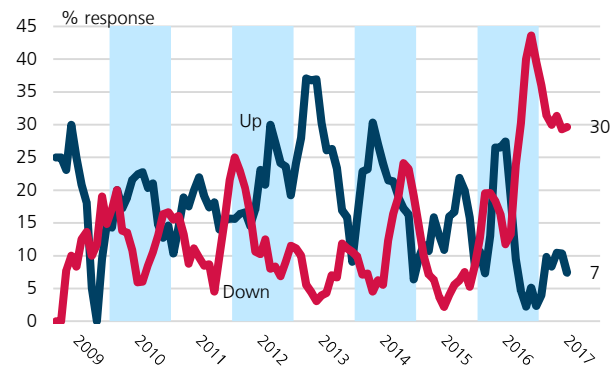
### 1. Business Barometer Index

Index (0-100)

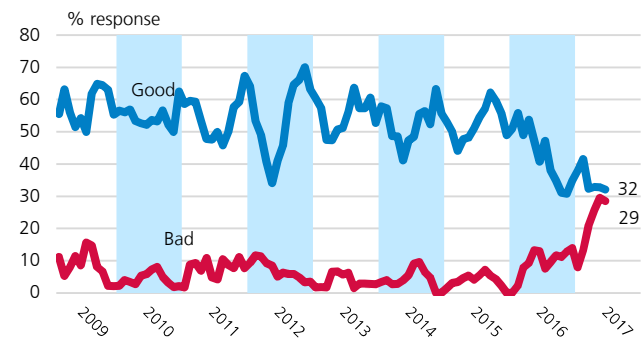


	Index	Mthly chg
Canada	60.9	↓ -5.2
Newfoundland & Lab	48.2	↗ 2.9
Prince Edward Is.	67.5	↓ -0.4
Nova Scotia	63.5	↓ -0.9
New Brunswick	63.6	↗ 3.4
Quebec	65.8	↗ 0.8
Ontario	58.0	↓ -10.2
Manitoba	67.1	↗ 0.8
Saskatchewan	51.8	↗ 2.7
Alberta	61.7	↓ -0.2
British Columbia	69.5	↗ 0.1

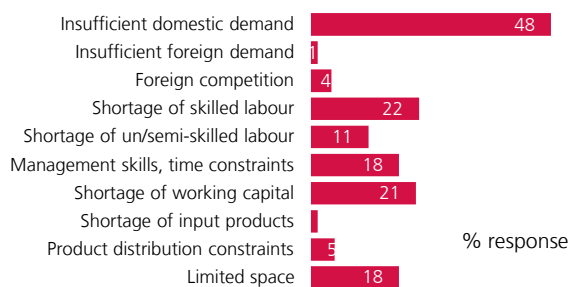
### 2. Full-time staffing intentions, next 3 months



### 3. General state of business health

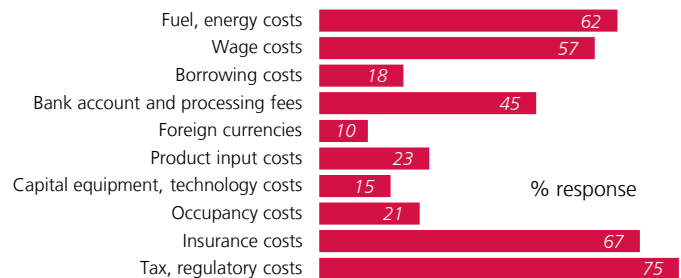


### 4. Limitations on sales or production growth\*



\* 12-month moving averages.

### 5. Major cost constraints\*



\* 12-month moving averages.

Ted Mallett, vice-president & chief economist, 416 222-8022

Andreea Bourgeois, senior analyst, 506 855-2526

Simon Gaudreault, director, economic affairs, Quebec, 514 861-3234

# Business Barometer®

## Prince Edward Island

June 2017

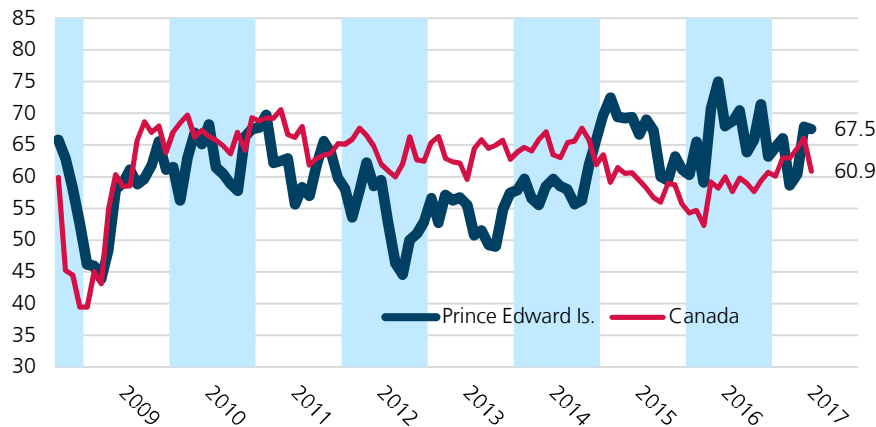
Business optimism in Prince Edward Island remained stable in June with its Business Barometer Index maintaining its high-sixties level (67.5)—still the second highest level after BC’s and near Manitoba’s index of 67.1. One-in-three business owners are looking to hire over the next three months, while 5 per cent of employers are looking to reduce their staffing levels. A strong 76 per cent of business owners say their firms are in good health, while 10 per cent report that their firms are in poor shape.

PEI data presented as 4-mth moving averages

Resp= 20

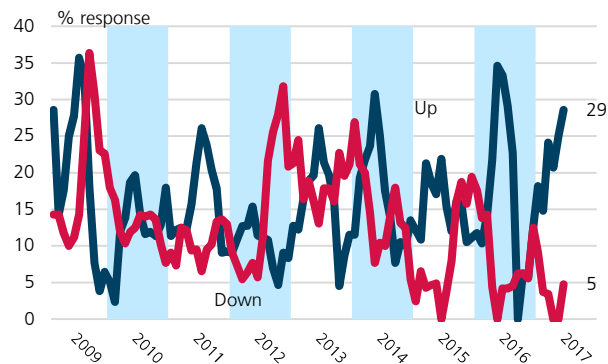
### 1. Business Barometer Index

Index (0-100)

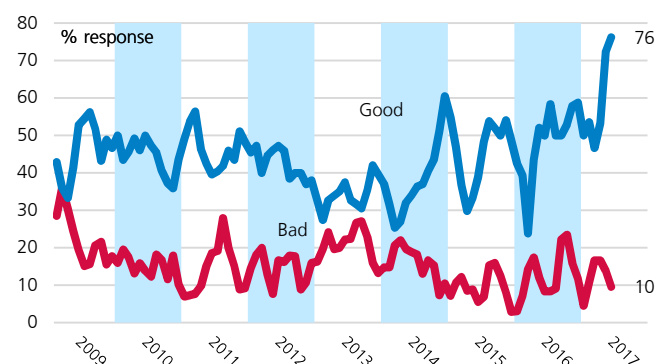


Province	Index	Mthly chg
Canada	60.9	-5.2
Newfoundland & Lab	48.2	2.9
Prince Edward Is.	67.5	-0.4
Nova Scotia	63.5	-0.9
New Brunswick	63.6	3.4
Quebec	65.8	0.8
Ontario	58.0	-10.2
Manitoba	67.1	0.8
Saskatchewan	51.8	2.7
Alberta	61.7	-0.2
British Columbia	69.5	0.1

### 2. Full-time staffing intentions, next 3 months



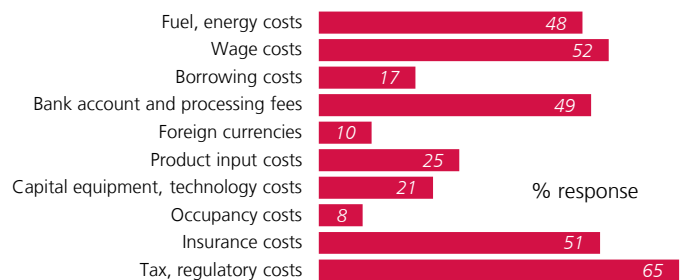
### 3. General state of business health



### 4. Limitations on sales or production growth\*



### 5. Major cost constraints\*



\* 12-month moving averages.

\* 12-month moving averages.

Ted Mallett, vice-president & chief economist, 416 222-8022

Andreea Bourgeois, senior analyst, 506 855-2526

Simon Gaudreault, director, economic affairs, Quebec, 514 861-3234

# Business Barometer®

June 2017

## Nova Scotia

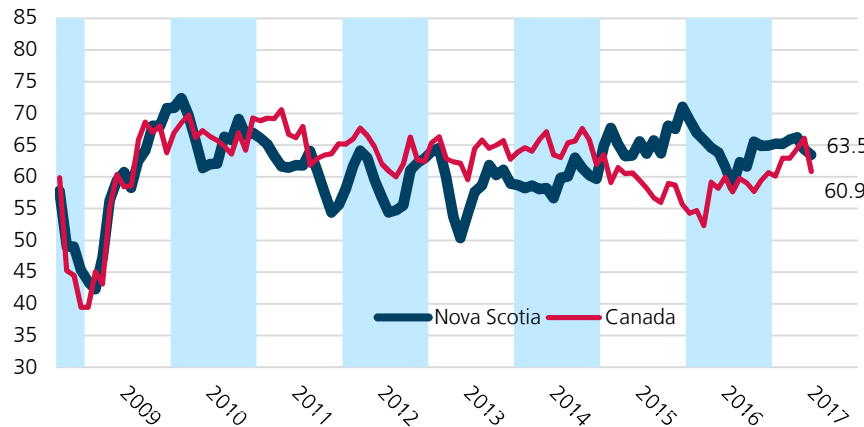
Optimism among Nova Scotia's small business owners remained about constant in June; its Business Barometer Index of 63.5 kept close to last month's level. Short-term employment plans are relatively good, with 17 per cent looking to hire while 5 per cent planning to decrease full-time employment. About 48 per cent business owners are reporting their firms are in good shape while 10 per cent say their firms are in bad shape.

NS data presented as 3-mth moving averages

Resp= 63

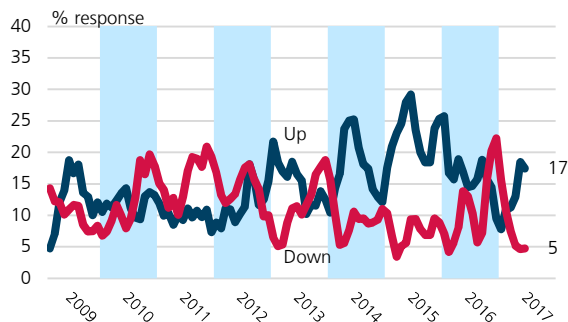
### 1. Business Barometer Index

Index (0-100)

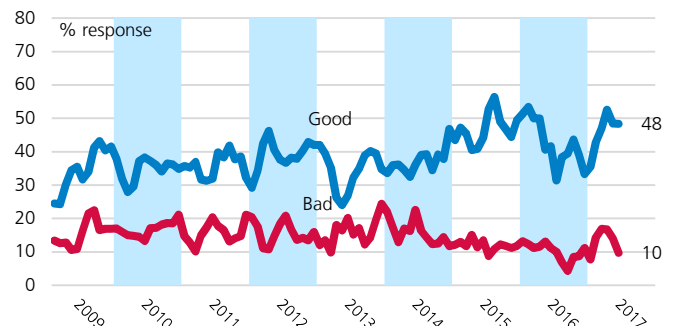


	Index	Mthly chg
Canada	60.9	↓ -5.2
Newfoundland & Lab	48.2	↗ 2.9
Prince Edward Is.	67.5	↓ -0.4
Nova Scotia	63.5	↓ -0.9
New Brunswick	63.6	↗ 3.4
Quebec	65.8	↗ 0.8
Ontario	58.0	↓ -10.2
Manitoba	67.1	↗ 0.8
Saskatchewan	51.8	↗ 2.7
Alberta	61.7	↓ -0.2
British Columbia	69.5	↗ 0.1

### 2. Full-time staffing intentions, next 3 months



### 3. General state of business health

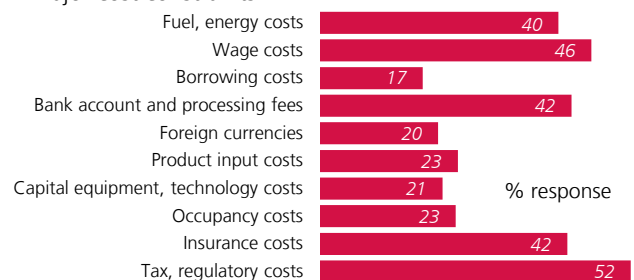


### 4. Limitations on sales or production growth\*



\* 12-month moving averages.

### 5. Major cost constraints\*



\* 12-month moving averages.

Ted Mallett, vice-president & chief economist, 416 222-8022  
 Andreea Bourgeois, senior analyst, 506 855-2526  
 Simon Gaudreault, director, economic affairs, Quebec, 514 861-3234

# Business Barometer®

## New Brunswick

June 2017

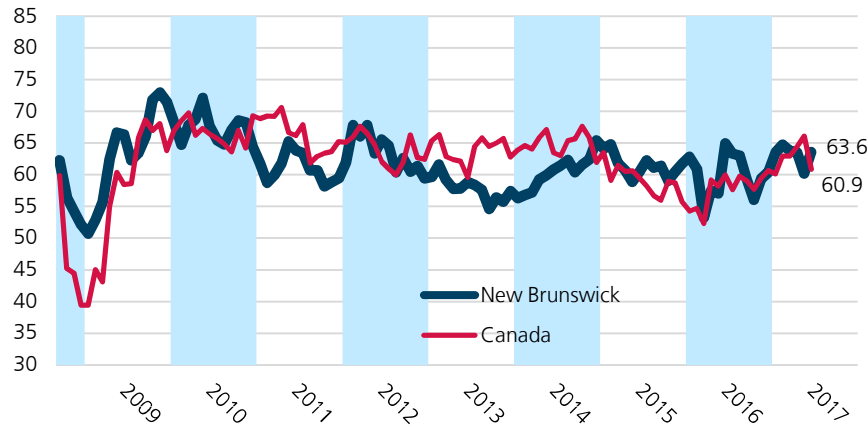
New Brunswick small businesses gained back some of the optimism lost in the previous month. The Business Barometer Index increased by about three points, to reach 63.6 in June. Short-term hiring plans remain in neutral as equal shares of entrepreneurs (9 per cent) are looking to hire as to lay off full-time staff. One-in-three respondents are reporting that their firms are in good shape and another 16 per cent are saying their firms are in poor shape.

NB data presented as 3-mth moving averages

Resp= 59

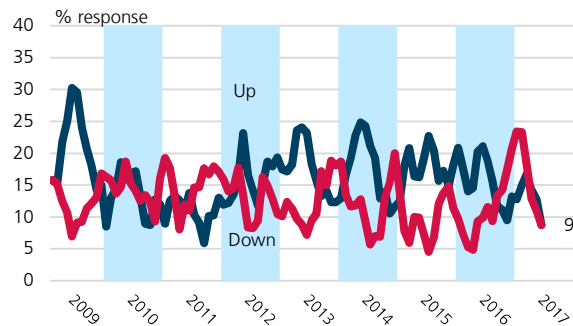
### 1. Business Barometer Index

Index (0-100)

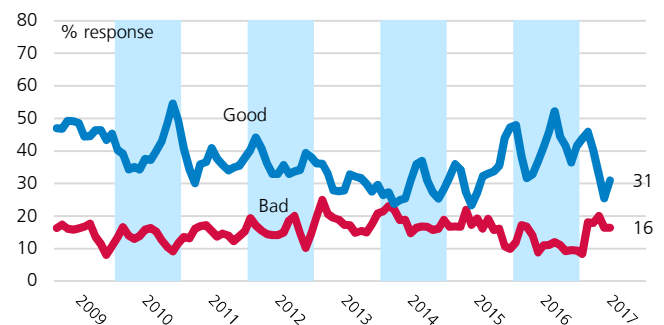


Province	Index	Mthly chg
Canada	60.9	-5.2
Newfoundland & Lab	48.2	2.9
Prince Edward Is.	67.5	-0.4
Nova Scotia	63.5	-0.9
New Brunswick	63.6	3.4
Quebec	65.8	0.8
Ontario	58.0	-10.2
Manitoba	67.1	0.8
Saskatchewan	51.8	2.7
Alberta	61.7	-0.2
British Columbia	69.5	0.1

### 2. Full-time staffing intentions, next 3 months



### 3. General state of business health

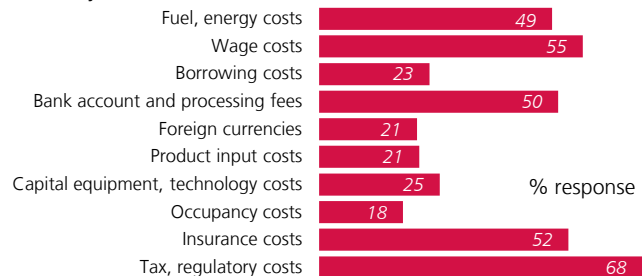


### 4. Limitations on sales or production growth\*



\* 12-month moving averages.

### 5. Major cost constraints\*



\* 12-month moving averages.

Ted Mallett, vice-president & chief economist, 416 222-8022  
 Andreea Bourgeois, senior analyst, 506 855-2526  
 Simon Gaudreault, director, economic affairs, Quebec, 514 861-3234

# Business Barometer®

## Quebec

June 2017

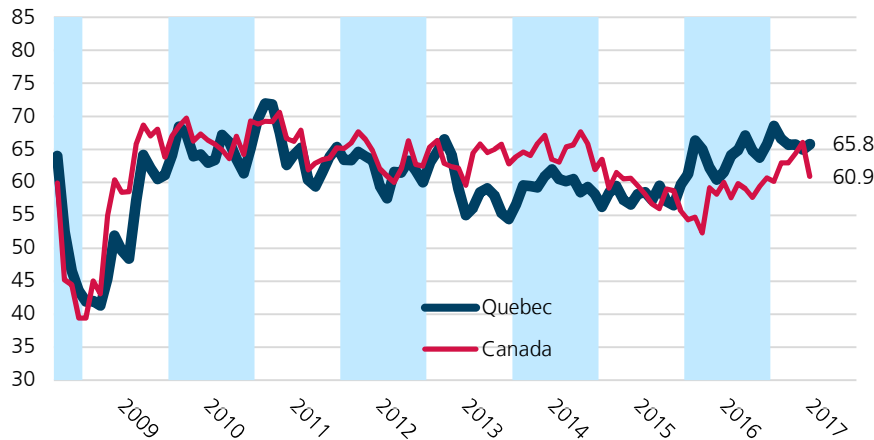
Optimism among Quebec's small businesses remains strong and its Business Barometer Index (65.8) held at mid-sixties for a fourth consecutive month. Short-term hiring plans are positive with 25 per cent of owners looking to hire and only 7 per cent looking to cut back on full-time staffing. Currently, 55 per cent of business owners indicate that their firms are in good shape, while only 7 per cent see their firms in bad shape.

QC data presented as 2-mth moving averages

Resp= 190

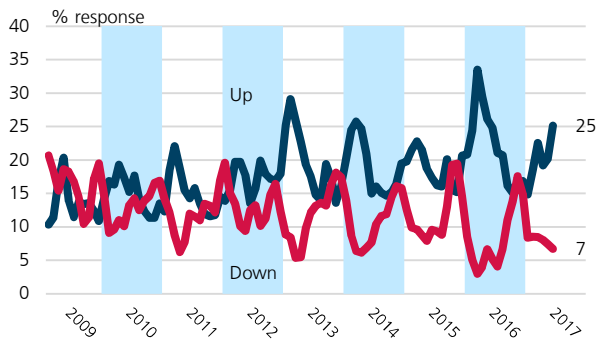
### 1. Business Barometer Index

Index (0-100)

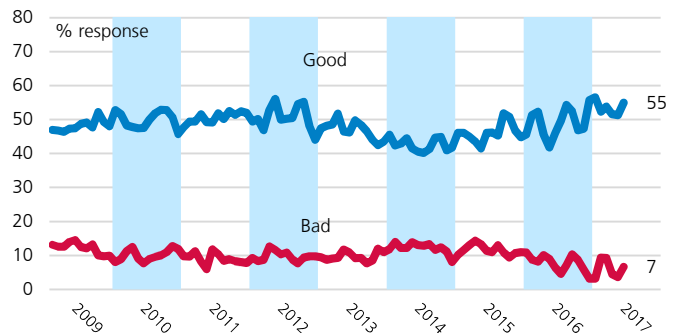


Province	Index	Mthly chg
Canada	60.9	-5.2
Newfoundland & Lab	48.2	2.9
Prince Edward Is.	67.5	-0.4
Nova Scotia	63.5	-0.9
New Brunswick	63.6	3.4
Quebec	65.8	0.8
Ontario	58.0	-10.2
Manitoba	67.1	0.8
Saskatchewan	51.8	2.7
Alberta	61.7	-0.2
British Columbia	69.5	0.1

### 2. Full-time staffing intentions, next 3 months



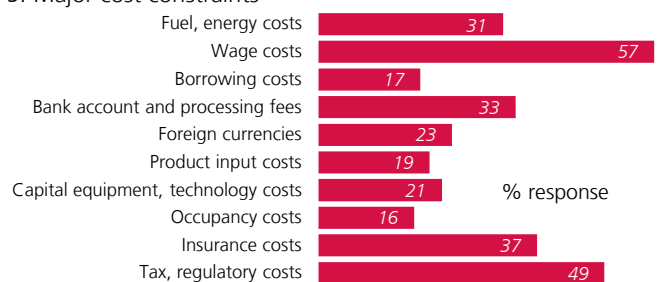
### 3. General state of business health



### 4. Limitations on sales or production growth\*



### 5. Major cost constraints\*



\* 12-month moving averages.

\* 12-month moving averages.

Ted Mallett, vice-president & chief economist, 416 222-8022  
 Andreea Bourgeois, senior analyst, 506 855-2526  
 Simon Gaudreault, director, economic affairs, Quebec, 514 861-3234

# Business Barometer®

## Ontario

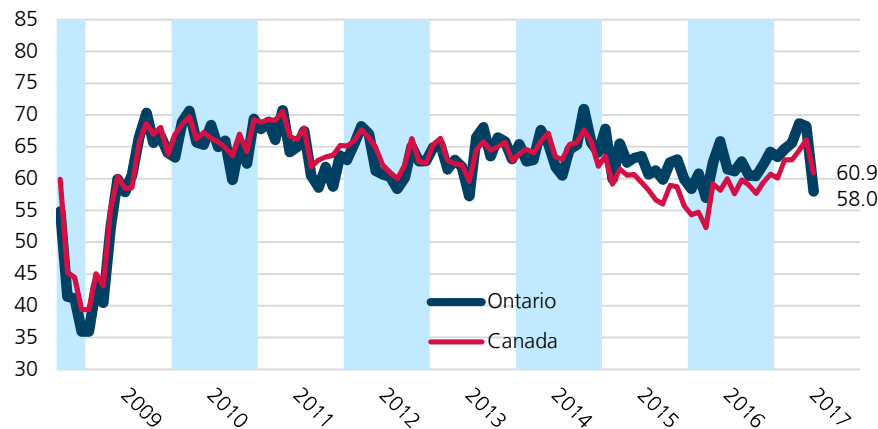
June 2017

Small business optimism in Ontario took a nosedive in June. Its Business Barometer Index dropped 10 points, the largest month-to-month drop in its history and reached 58.0. Short-term hiring plans also plummeted in June with 14 per cent of owners looking to increase staffing while 12 per cent planning to reduce personnel compared to 24 per cent and 9 per cent respectively in May. The general state of business weakened also, with 38 per cent of respondents saying their firms are in good shape, while 9 per cent reporting that their businesses are in bad shape.

Resp= 350

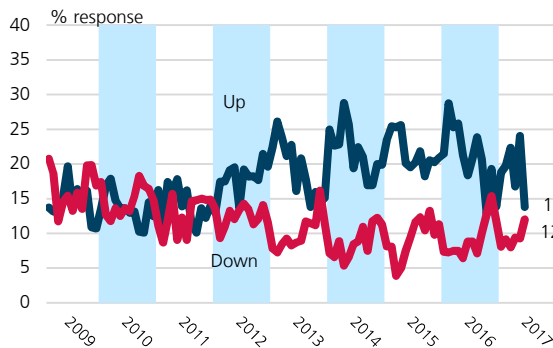
### 1. Business Barometer Index

Index (0-100)

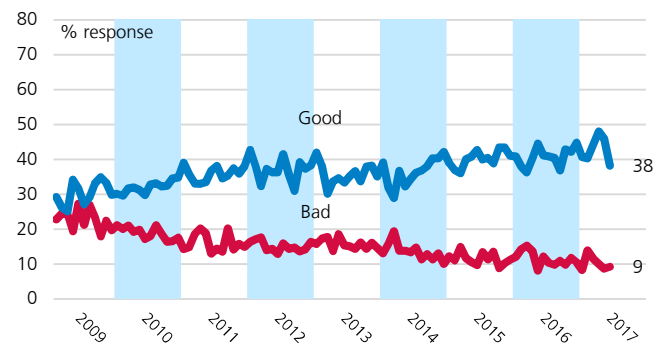


	Index	Mthly chg
Canada	60.9	↓ -5.2
Newfoundland & Lab	48.2	↗ 2.9
Prince Edward Is.	67.5	↓ -0.4
Nova Scotia	63.5	↓ -0.9
New Brunswick	63.6	↗ 3.4
Quebec	65.8	↗ 0.8
Ontario	58.0	↓ -10.2
Manitoba	67.1	↗ 0.8
Saskatchewan	51.8	↗ 2.7
Alberta	61.7	↓ -0.2
British Columbia	69.5	↗ 0.1

### 2. Full-time staffing intentions, next 3 months



### 3. General state of business health

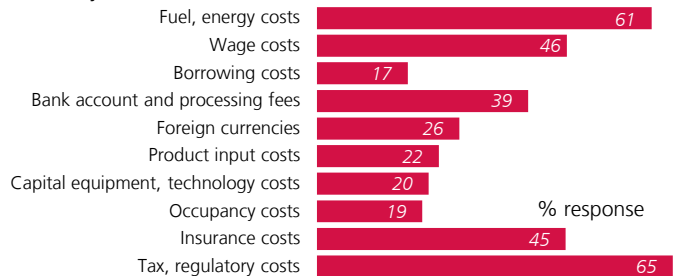


### 4. Limitations on sales or production growth\*



\* 12-month moving averages.

### 5. Major cost constraints\*



\* 12-month moving averages.

Ted Mallett, vice-president & chief economist, 416 222-8022  
 Andreea Bourgeois, senior analyst, 506 855-2526  
 Simon Gaudreault, director, economic affairs, Quebec, 514 861-3234

# Business Barometer®

## Manitoba

June 2017

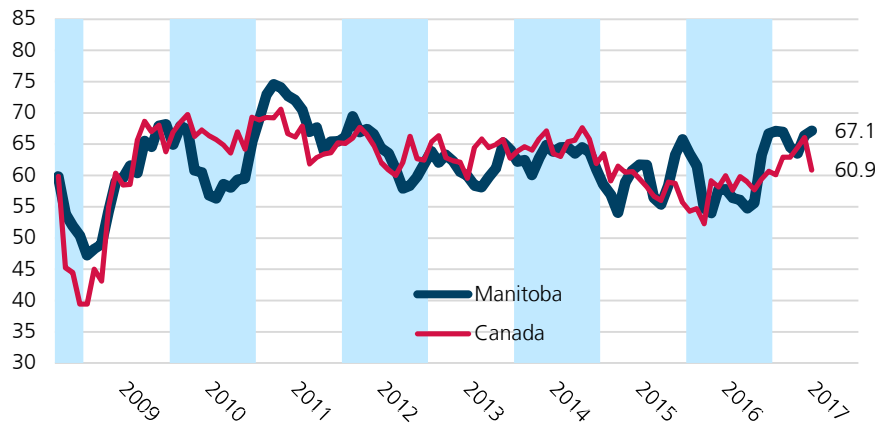
Business optimism in Manitoba remained fairly constant in June. Its Business Barometer Index (67.1) maintained its level in the high-sixties—the third highest level in the country. Short-term hiring plans kept positive with 18 per cent of business owners looking to hire and 7 per cent looking to lay off. Similar to last month's reading, about 44 per cent of business owners say their businesses are in good shape, while 6 per cent report that their firms are in poor shape.

MB data presented as 4-mth moving averages

Resp= 105

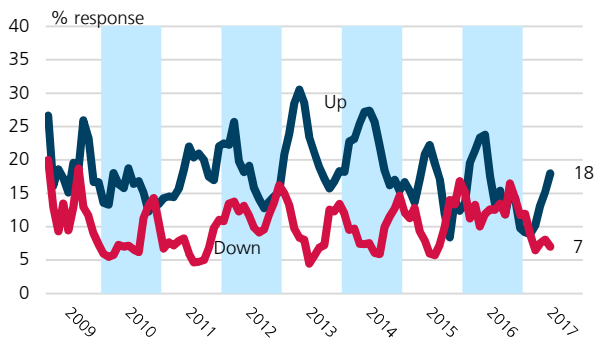
### 1. Business Barometer Index

Index (0-100)

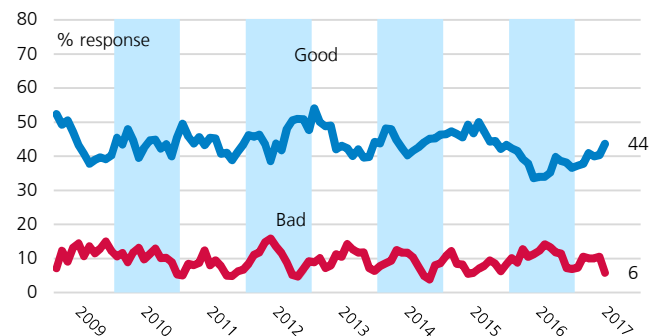


Province	Index	Mthly chg
Canada	60.9	-5.2
Newfoundland & Lab	48.2	2.9
Prince Edward Is.	67.5	-0.4
Nova Scotia	63.5	-0.9
New Brunswick	63.6	3.4
Quebec	65.8	0.8
Ontario	58.0	-10.2
Manitoba	67.1	0.8
Saskatchewan	51.8	2.7
Alberta	61.7	-0.2
British Columbia	69.5	0.1

### 2. Full-time staffing intentions, next 3 months



### 3. General state of business health

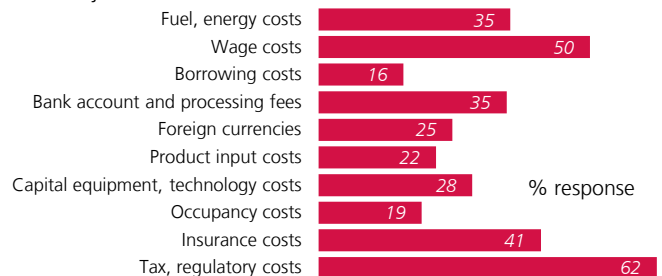


### 4. Limitations on sales or production growth\*



\* 12-month moving averages.

### 5. Major cost constraints\*



\* 12-month moving averages.

Ted Mallett, vice-president & chief economist, 416 222-8022  
 Andreea Bourgeois, senior analyst, 506 855-2526  
 Simon Gaudreault, director, economic affairs, Quebec, 514 861-3234

# Business Barometer®

## Saskatchewan

June 2017

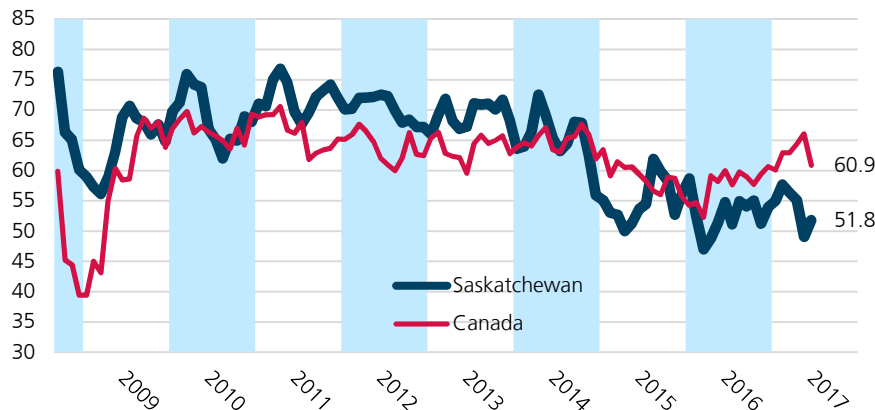
Optimism among Saskatchewan's small businesses gained slightly in June, after the massive drop last month. Its Business Barometer Index made it back to 51.8—still well below the national average of 60.9. Employment plans are stalled in June with equal shares of business owners looking to decrease full-time employment (15 per cent) as to increase employment. About 32 per cent of respondents are saying that their businesses are in good shape, while 13 per cent see their firms in poor shape.

SK data presented as 3-mth moving averages

Resp= 111

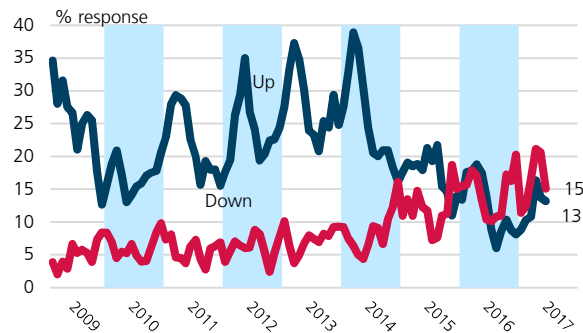
### 1. Business Barometer Index

Index (0-100)

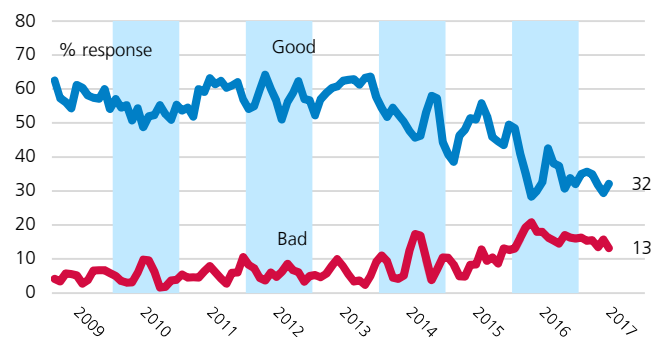


Province	Index	Mthly chg
Canada	60.9	-5.2
Newfoundland & Lab	48.2	2.9
Prince Edward Is.	67.5	-0.4
Nova Scotia	63.5	-0.9
New Brunswick	63.6	3.4
Quebec	65.8	0.8
Ontario	58.0	-10.2
Manitoba	67.1	0.8
Saskatchewan	51.8	2.7
Alberta	61.7	-0.2
British Columbia	69.5	0.1

### 2. Full-time staffing intentions, next 3 months



### 3. General state of business health

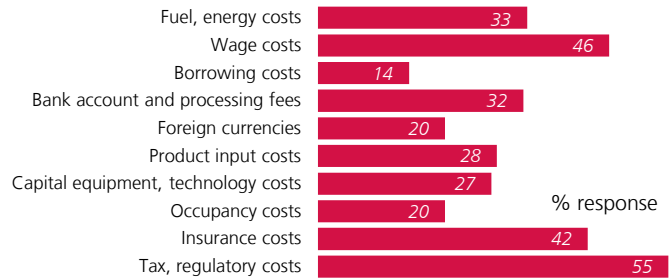


### 4. Limitations on sales or production growth\*



\* 12-month moving averages.

### 5. Major cost constraints\*



\* 12-month moving averages.

Ted Mallett, vice-president & chief economist, 416 222-8022  
 Andreea Bourgeois, senior analyst, 506 855-2526  
 Simon Gaudreault, director, economic affairs, Quebec, 514 861-3234



# Business Barometer®

June 2017

## Alberta

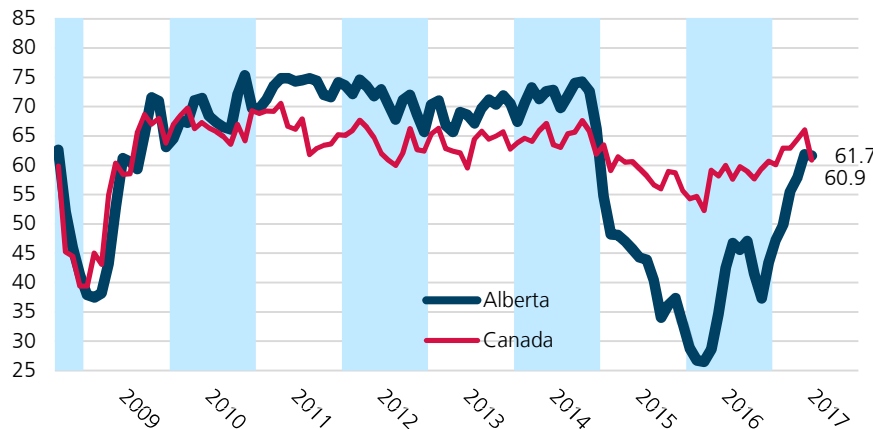
Optimism in Alberta maintained its level among business owners. Its Business Barometer Index kept at 61.7, and for the first time since December 2014 it is higher than the national average (60.9). Short-term employment plans are still net negative but trending up. About 20 per cent of respondents are looking to cut back on staffing while 14 per cent are looking to hire. Roughly equal shares of entrepreneurs see their firms in good shape (21 per cent) as in bad shape (24 per cent).

AB data presented as 2-mth moving averages

Resp= 210

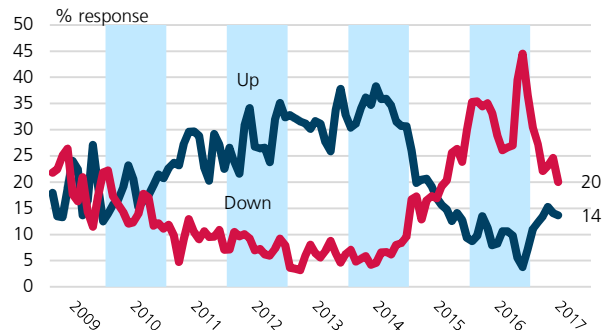
### 1. Business Barometer Index

Index (0-100)

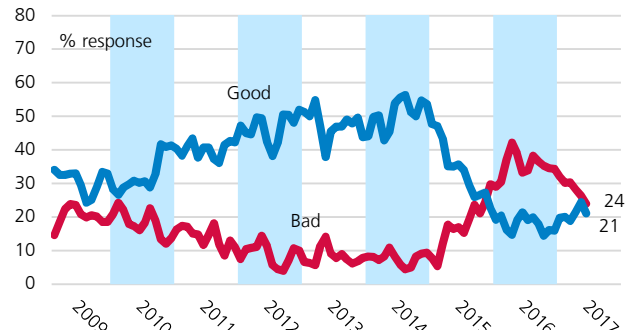


Province	Index	Mthly chg
Canada	60.9	-5.2
Newfoundland & Lab	48.2	2.9
Prince Edward Is.	67.5	-0.4
Nova Scotia	63.5	-0.9
New Brunswick	63.6	3.4
Quebec	65.8	0.8
Ontario	58.0	-10.2
Manitoba	67.1	0.8
Saskatchewan	51.8	2.7
Alberta	61.7	-0.2
British Columbia	69.5	0.1

### 2. Full-time staffing intentions, next 3 months



### 3. General state of business health

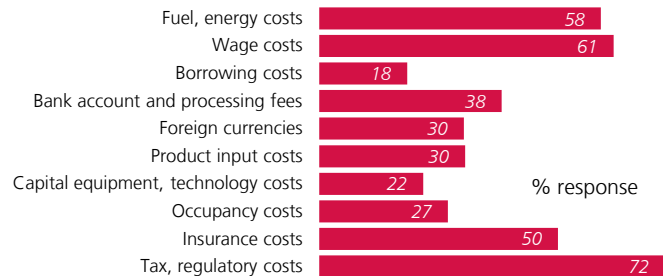


### 4. Limitations on sales or production growth\*



\* 12-month moving averages.

### 5. Major cost constraints\*



\* 12-month moving averages.

Ted Mallett, vice-president & chief economist, 416 222-8022  
 Andreea Bourgeois, senior analyst, 506 855-2526  
 Simon Gaudreault, director, economic affairs, Quebec, 514 861-3234

# Business Barometer®

## British Columbia

June 2017

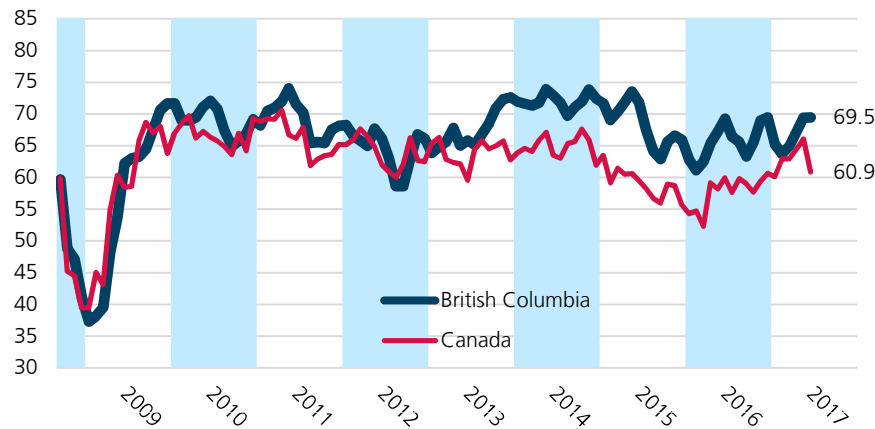
Optimism in British Columbia remained stable in June; its Business Barometer Index kept at 69.5—still the highest in the country. Short-term employment plans are strong with 29 per cent of owners planning to hire versus 7 per cent expecting to reduce personnel. About one-in-two business owners see their firms in good shape while 5 per cent see their firms in poor shape—very strong readings for this indicator compared to the rest of the country.

BC data presented as 3-mth moving averages

Resp= 195

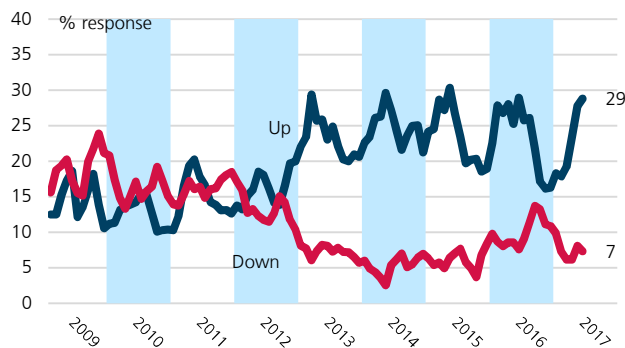
### 1. Business Barometer Index

Index (0-100)

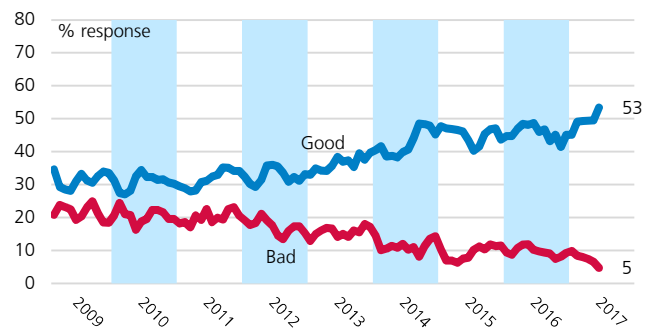


	Index	Mthly chg
Canada	60.9	↓ -5.2
Newfoundland & Lab	48.2	↗ 2.9
Prince Edward Is.	67.5	↓ -0.4
Nova Scotia	63.5	↓ -0.9
New Brunswick	63.6	↗ 3.4
Quebec	65.8	↗ 0.8
Ontario	58.0	↓ -10.2
Manitoba	67.1	↗ 0.8
Saskatchewan	51.8	↗ 2.7
Alberta	61.7	↓ -0.2
British Columbia	69.5	↗ 0.1

### 2. Full-time staffing intentions, next 3 months



### 3. General state of business health

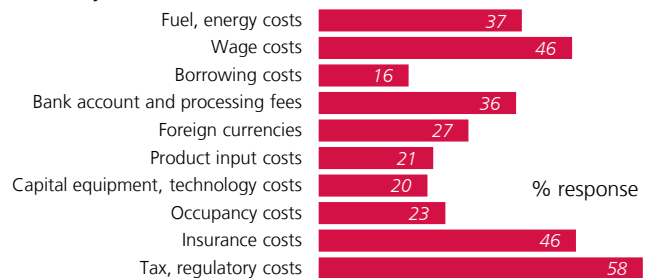


### 4. Limitations on sales or production growth\*



\* 12-month moving averages.

### 5. Major cost constraints\*



\* 12-month moving averages.

Ted Mallett, vice-president & chief economist, 416 222-8022  
 Andreea Bourgeois, senior analyst, 506 855-2526  
 Simon Gaudreault, director, economic affairs, Quebec, 514 861-3234