

# Business Barometer®

## Newfoundland & Labrador

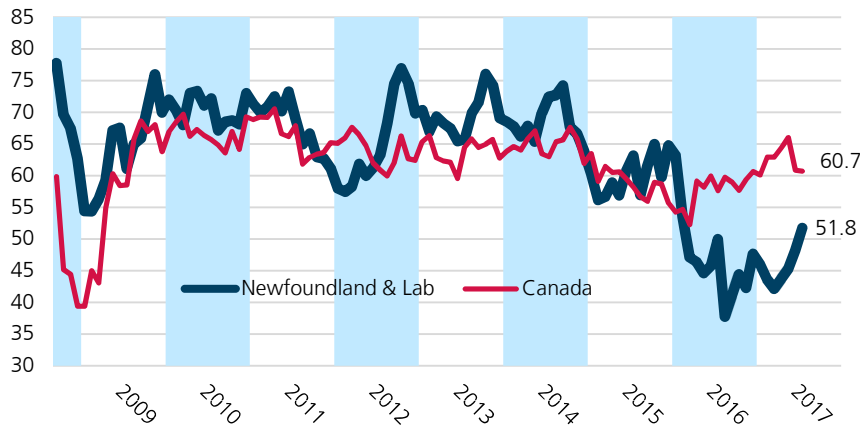
Optimism among Newfoundland & Labrador's small businesses improved again in July. Its Business Barometer Index gained almost four points reaching 51.8. After four months of consecutive increases, the index reached about the same level as in July 2016. Currently, 44 per cent see their firms in good shape while 22 per cent see their firms in bad shape. However, about one-third of business owners foresee layoffs while only 8 per cent anticipate hiring.

NL data presented as 4-mth moving averages

Resp= 56

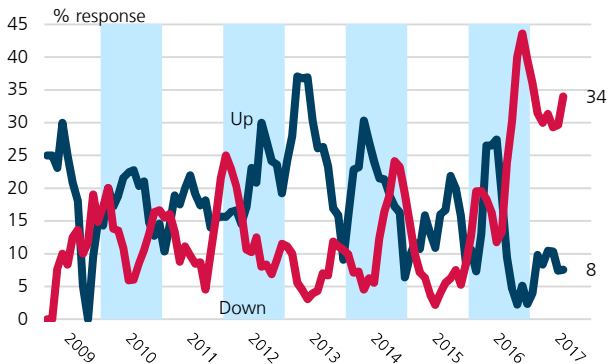
### 1. Business Barometer Index

Index (0-100)

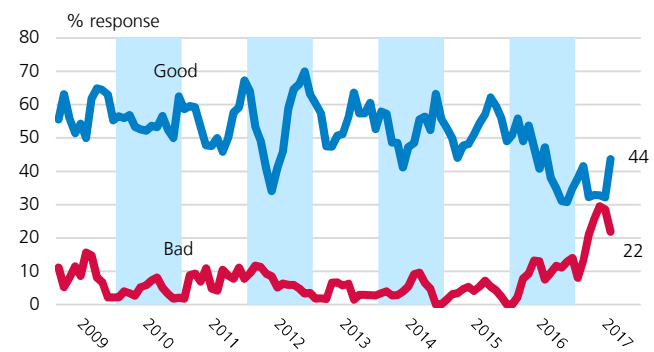


	Index	Mthly chg
Canada	60.7	↓ -0.2
Newfoundland & Lab	51.8	↗ 3.5
Prince Edward Is.	73.8	↗ 6.3
Nova Scotia	66.9	↗ 3.4
New Brunswick	63.9	↗ 0.3
Quebec	68.9	↗ 3.1
Ontario	59.5	↗ 1.5
Manitoba	68.9	↗ 1.8
Saskatchewan	50.0	↓ -1.8
Alberta	57.3	↓ -4.3
British Columbia	65.9	↓ -3.6

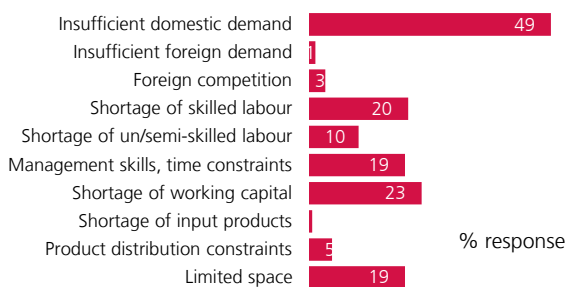
### 2. Full-time staffing intentions, next 3 months



### 3. General state of business health

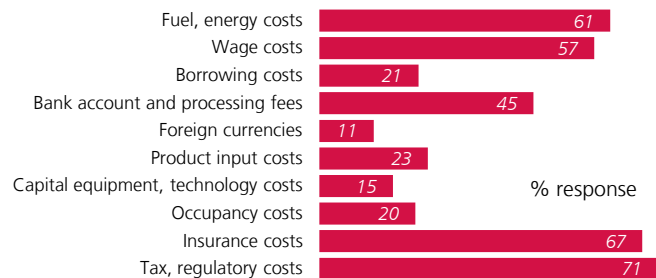


### 4. Limitations on sales or production growth\*



\* 12-month moving averages.

### 5. Major cost constraints\*



\* 12-month moving averages.

Ted Mallett, vice-president & chief economist, 416 222-8022  
 Andreea Bourgeois, senior analyst, 506 855-2526  
 Simon Gaudreault, director, economic affairs, Quebec, 514 861-3234

# Business Barometer®

## Prince Edward Island

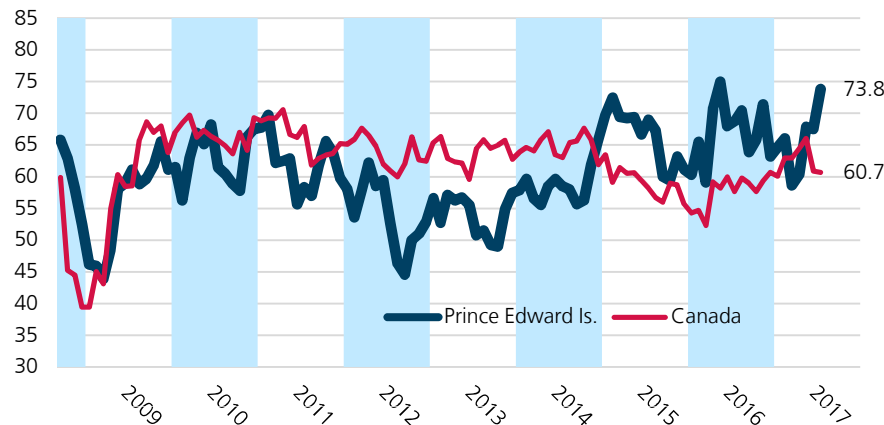
Business optimism in Prince Edward Island gained significant ground; the Business Barometer Index reached 73.8—the highest in Canada. Short-term hiring intentions grew weaker in July with only 15 per cent of employers looking to hire while 5 per cent are looking to cut back on staffing. The vast majority of employers (90 per cent) who answered the survey reported that their firms are in good health.

PEI data presented as 4-mth moving averages

Resp= 21

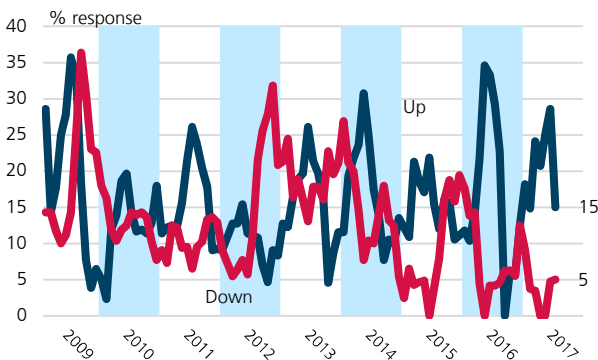
### 1. Business Barometer Index

Index (0-100)

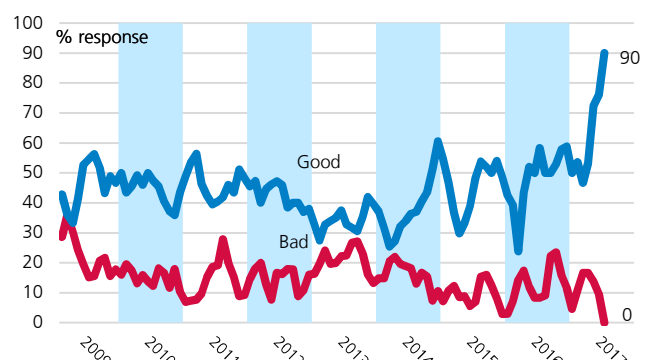


	Index	Mthly chg
Canada	60.7	↓ -0.2
Newfoundland & Lab	51.8	↗ 3.5
Prince Edward Is.	73.8	↗ 6.3
Nova Scotia	66.9	↗ 3.4
New Brunswick	63.9	↗ 0.3
Quebec	68.9	↗ 3.1
Ontario	59.5	↗ 1.5
Manitoba	68.9	↗ 1.8
Saskatchewan	50.0	↓ -1.8
Alberta	57.3	↓ -4.3
British Columbia	65.9	↓ -3.6

### 2. Full-time staffing intentions, next 3 months



### 3. General state of business health

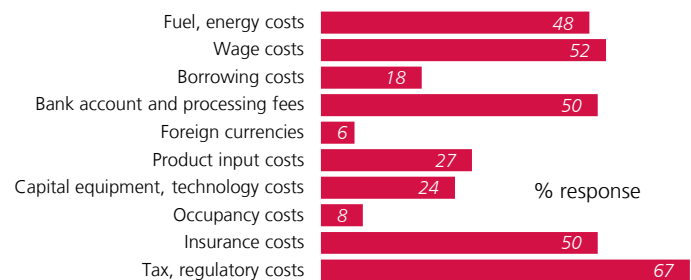


### 4. Limitations on sales or production growth\*



\* 12-month moving averages.

### 5. Major cost constraints\*



\* 12-month moving averages.

Ted Mallett, vice-president & chief economist, 416 222-8022  
 Andreea Bourgeois, senior analyst, 506 855-2526  
 Simon Gaudreault, director, economic affairs, Quebec, 514 861-3234

# Business Barometer®

## Nova Scotia

July 2017

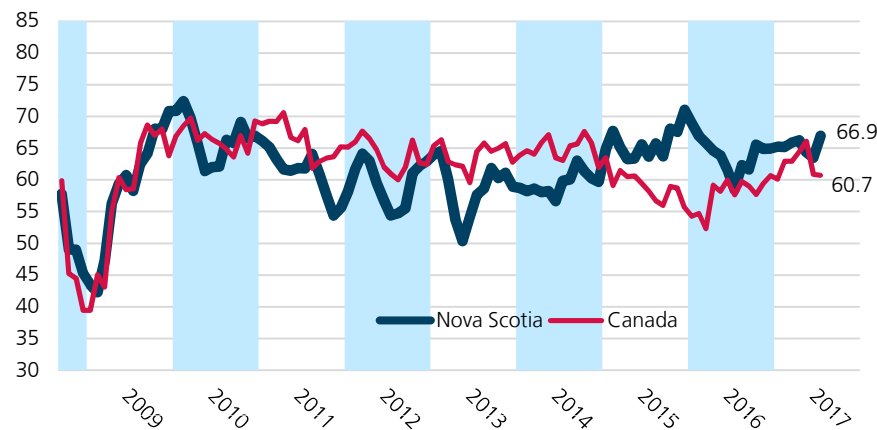
Optimism among Nova Scotia's small business owners gained some ground in July; its Business Barometer Index (66.9) gained three points and is among the leading provinces in terms of optimism. Short-term employment plans remained relatively good, with 19 per cent looking to hire while 3 per cent planning to decrease full-time employment. Similarly to last month, about 48 per cent business owners are reporting their firms are in good shape while 6 per cent say their firms are in bad shape.

NS data presented as 3-mth moving averages

Resp= 65

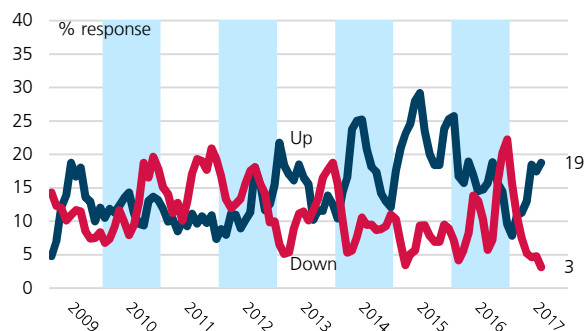
### 1. Business Barometer Index

Index (0-100)

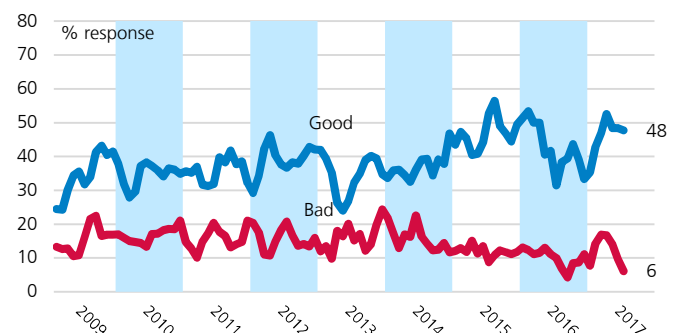


	Index	Mthly chg
Canada	60.7	↓ -0.2
Newfoundland & Lab	51.8	↗ 3.5
Prince Edward Is.	73.8	↗ 6.3
Nova Scotia	66.9	↗ 3.4
New Brunswick	63.9	↗ 0.3
Quebec	68.9	↗ 3.1
Ontario	59.5	↗ 1.5
Manitoba	68.9	↗ 1.8
Saskatchewan	50.0	↓ -1.8
Alberta	57.3	↓ -4.3
British Columbia	65.9	↓ -3.6

### 2. Full-time staffing intentions, next 3 months



### 3. General state of business health

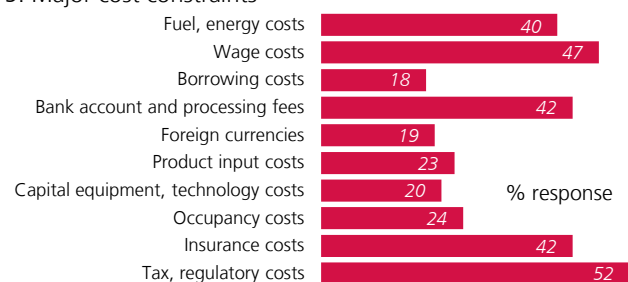


### 4. Limitations on sales or production growth\*



\* 12-month moving averages.

### 5. Major cost constraints\*



\* 12-month moving averages.

Ted Mallett, vice-president & chief economist, 416 222-8022  
 Andreea Bourgeois, senior analyst, 506 855-2526  
 Simon Gaudreault, director, economic affairs, Quebec, 514 861-3234

# Business Barometer®

## New Brunswick

July 2017

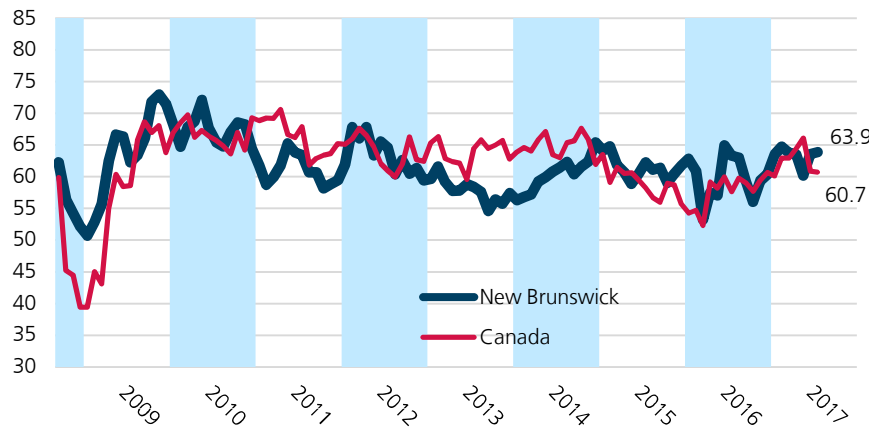
New Brunswick small businesses kept their optimism steady in July. The Business Barometer Index remained almost unchanged at 63.9. As in previous months, short-term hiring plans remain neutral as equal shares of entrepreneurs are looking to hire (17 per cent) as to lay off full-time staff (13 per cent). One-in-three respondents are reporting that their firms are in good shape and another 13 per cent are saying their firms are in poor shape.

NB data presented as 3-mth moving averages

Resp= 54

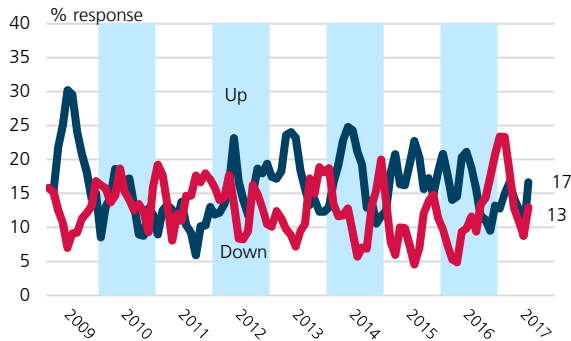
### 1. Business Barometer Index

Index (0-100)

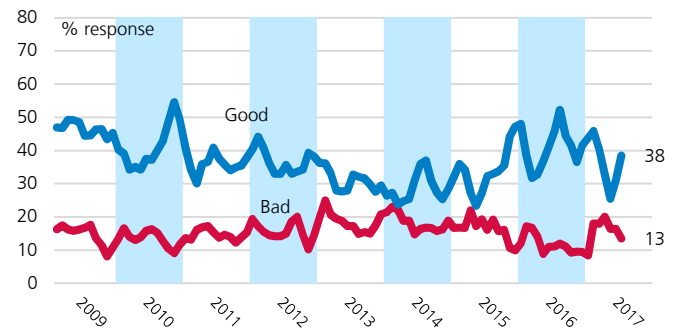


	Index	Mthly chg
Canada	60.7	↓ -0.2
Newfoundland & Lab	51.8	↗ 3.5
Prince Edward Is.	73.8	↗ 6.3
Nova Scotia	66.9	↗ 3.4
New Brunswick	63.9	↗ 0.3
Quebec	68.9	↗ 3.1
Ontario	59.5	↗ 1.5
Manitoba	68.9	↗ 1.8
Saskatchewan	50.0	↓ -1.8
Alberta	57.3	↓ -4.3
British Columbia	65.9	↓ -3.6

### 2. Full-time staffing intentions, next 3 months



### 3. General state of business health

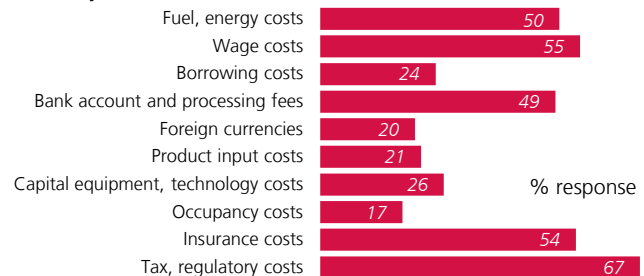


### 4. Limitations on sales or production growth\*



\* 12-month moving averages.

### 5. Major cost constraints\*



\* 12-month moving averages.

Ted Mallett, vice-president & chief economist, 416 222-8022

Andreea Bourgeois, senior analyst, 506 855-2526

Simon Gaudreault, director, economic affairs, Quebec, 514 861-3234

# Business Barometer®

## Quebec

July 2017

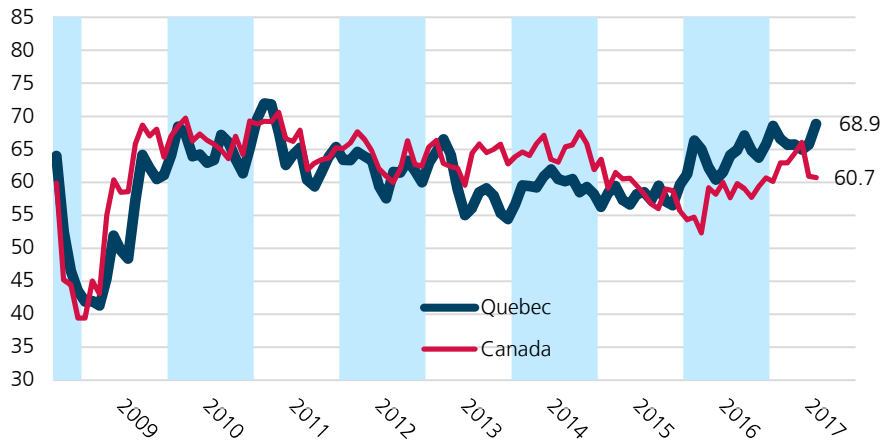
Quebec's small businesses strengthened their optimism in July; its Business Barometer Index (68.9) gained an additional three points. Its current level is the second highest in Canada, after PEI's, and tied for second place with Manitoba's. Short-term hiring plans are positive with 25 per cent of owners looking to hire and only 5 per cent looking to cut back on full-time staffing. Currently, 56 per cent of business owners indicate that their firms are in good shape, while only 6 per cent see their firms in bad shape.

QC data presented as 2-mth moving averages

Resp= 183

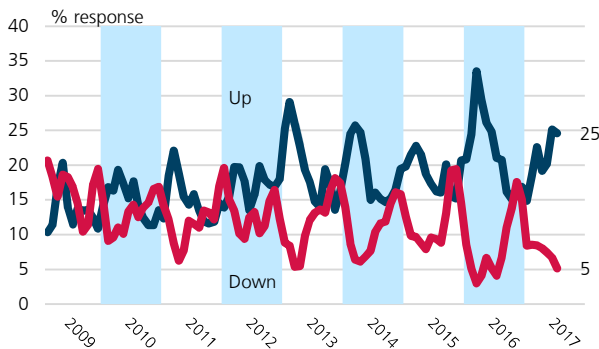
### 1. Business Barometer Index

Index (0-100)

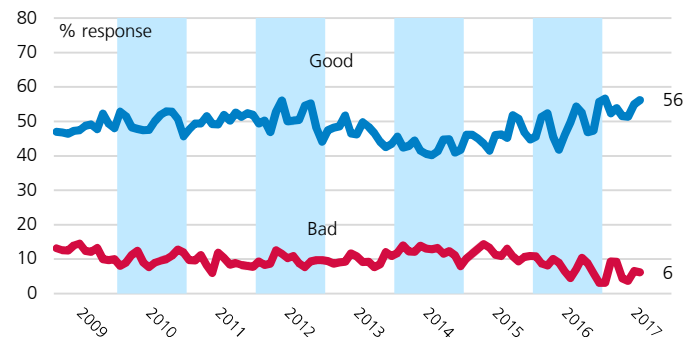


	Index	Mthly chg
Canada	60.7	↓ -0.2
Newfoundland & Lab	51.8	↗ 3.5
Prince Edward Is.	73.8	↗ 6.3
Nova Scotia	66.9	↗ 3.4
New Brunswick	63.9	↗ 0.3
Quebec	68.9	↗ 3.1
Ontario	59.5	↗ 1.5
Manitoba	68.9	↗ 1.8
Saskatchewan	50.0	↓ -1.8
Alberta	57.3	↓ -4.3
British Columbia	65.9	↓ -3.6

### 2. Full-time staffing intentions, next 3 months



### 3. General state of business health

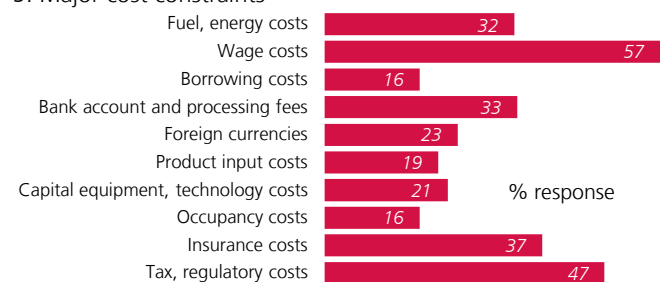


### 4. Limitations on sales or production growth\*



\* 12-month moving averages.

### 5. Major cost constraints\*



\* 12-month moving averages.

Ted Mallett, vice-president & chief economist, 416 222-8022  
 Andreea Bourgeois, senior analyst, 506 855-2526  
 Simon Gaudreault, director, economic affairs, Quebec, 514 861-3234

# Business Barometer®

## Ontario

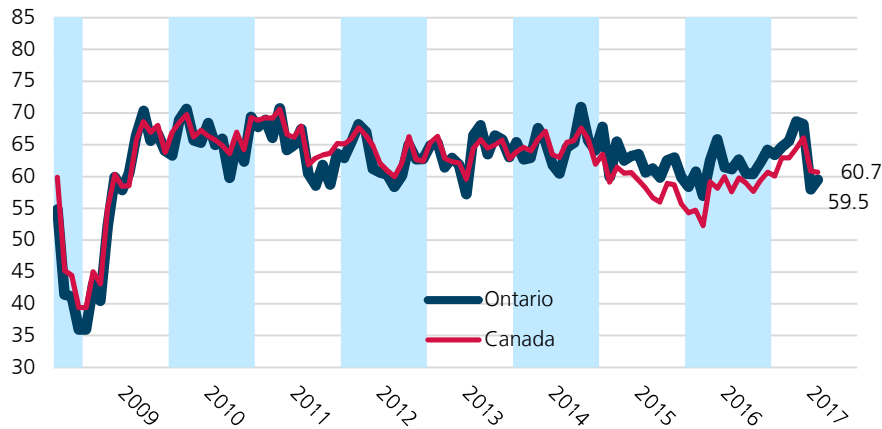
July 2017

Small business optimism in Ontario gained slightly, but its Business Barometer Index (59.5) still sits in the bottom pack. Short-term hiring plans are muted with equal share of employers looking to hire as to reduce full-time employment (13 per cent). The general state of business is tentatively improving with 41 per cent of respondents saying their firms are in good shape, while 10 per cent reporting that their businesses are in bad shape.

Resp= 331

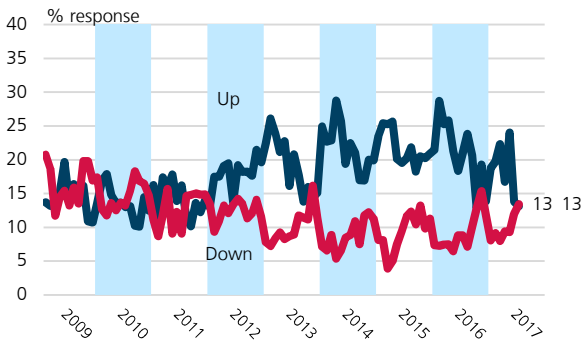
### 1. Business Barometer Index

Index (0-100)

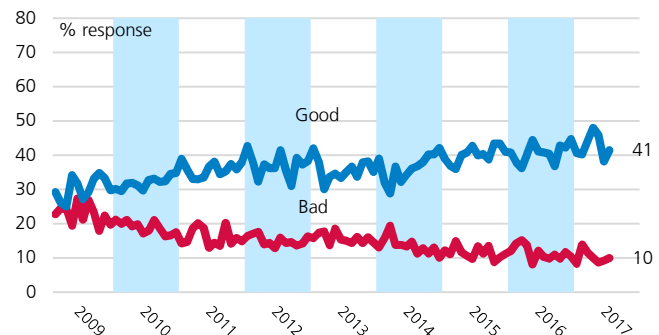


	Index	Mthly chg
Canada	60.7	↓ -0.2
Newfoundland & Lab	51.8	↗ 3.5
Prince Edward Is.	73.8	↗ 6.3
Nova Scotia	66.9	↗ 3.4
New Brunswick	63.9	↗ 0.3
Quebec	68.9	↗ 3.1
Ontario	59.5	↗ 1.5
Manitoba	68.9	↗ 1.8
Saskatchewan	50.0	↓ -1.8
Alberta	57.3	↓ -4.3
British Columbia	65.9	↓ -3.6

### 2. Full-time staffing intentions, next 3 months



### 3. General state of business health

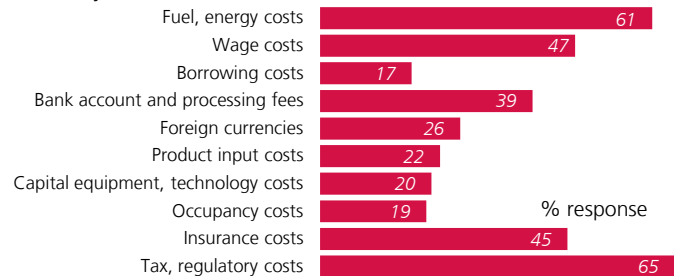


### 4. Limitations on sales or production growth\*



\* 12-month moving averages.

### 5. Major cost constraints\*



\* 12-month moving averages.

Ted Mallett, vice-president & chief economist, 416 222-8022  
 Andreea Bourgeois, senior analyst, 506 855-2526  
 Simon Gaudreault, director, economic affairs, Quebec, 514 861-3234

# Business Barometer®

## Manitoba

July 2017

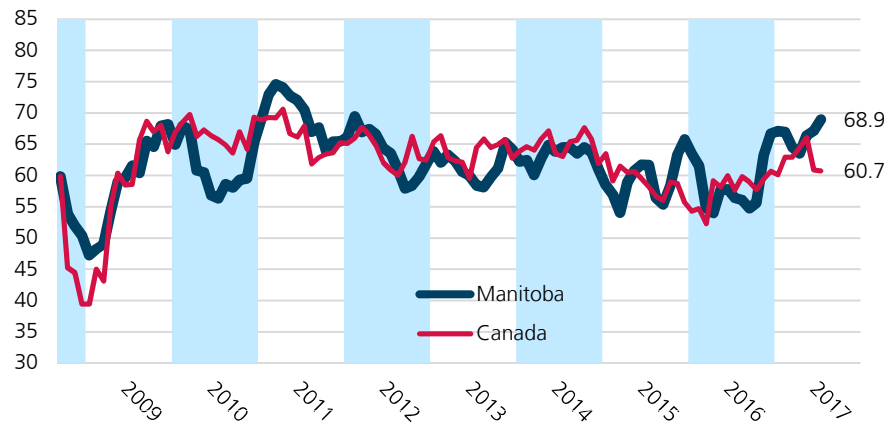
Business optimism in Manitoba improved somewhat in July; its Business Barometer Index reached 68.9—the highest level since 2012. Short-term hiring plans kept positive with 15 per cent of business owners looking to hire and 9 per cent looking to cut back. Similar to last month's reading, about 46 per cent of business owners say their businesses are in good shape, while only 5 per cent report that their firms are in poor shape.

MB data presented as 4-mth moving averages

Resp= 103

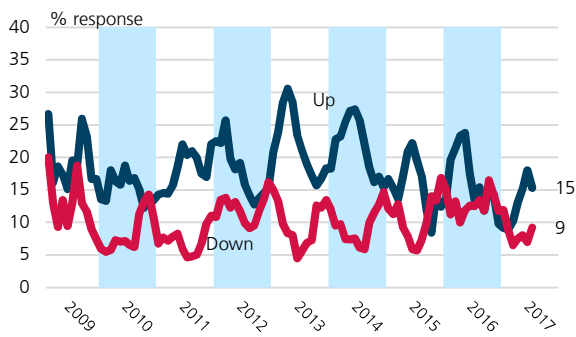
### 1. Business Barometer Index

Index (0-100)

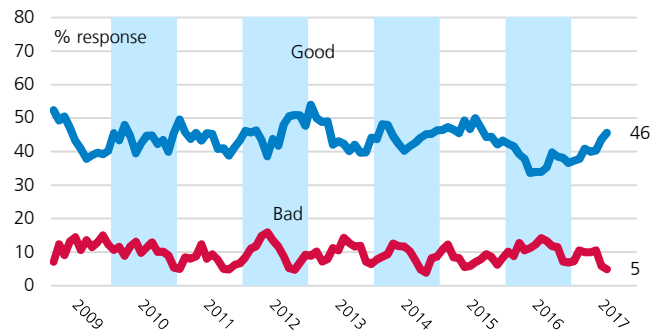


	Index	Mthly chg
Canada	60.7	↓ -0.2
Newfoundland & Lab	51.8	↗ 3.5
Prince Edward Is.	73.8	↗ 6.3
Nova Scotia	66.9	↗ 3.4
New Brunswick	63.9	↗ 0.3
Quebec	68.9	↗ 3.1
Ontario	59.5	↗ 1.5
Manitoba	68.9	↗ 1.8
Saskatchewan	50.0	↓ -1.8
Alberta	57.3	↓ -4.3
British Columbia	65.9	↓ -3.6

### 2. Full-time staffing intentions, next 3 months



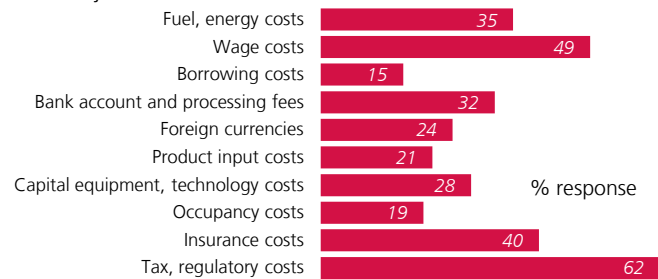
### 3. General state of business health



### 4. Limitations on sales or production growth\*



### 5. Major cost constraints\*



\* 12-month moving averages.

\* 12-month moving averages.

Ted Mallett, vice-president & chief economist, 416 222-8022

Andreea Bourgeois, senior analyst, 506 855-2526

Simon Gaudreault, director, economic affairs, Quebec, 514 861-3234

# Business Barometer®

## Saskatchewan

July 2017

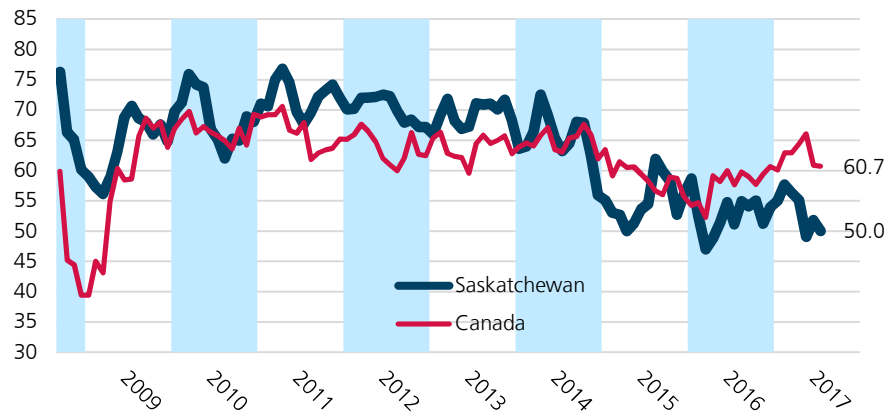
Optimism among Saskatchewan's small businesses lost some footing in July. Its Business Barometer Index, currently at 50.0, is still trailing the national average by 10 points and is the lowest in the country. Employment plans are negative with only 7 per cent of owners looking to hire and 12 per cent planning to reduce full-time staff in the months ahead. About 31 per cent of respondents are saying that their businesses are in good shape, while 12 per cent see their firms as in poor shape.

SK data presented as 3-mth moving averages

Resp= 103

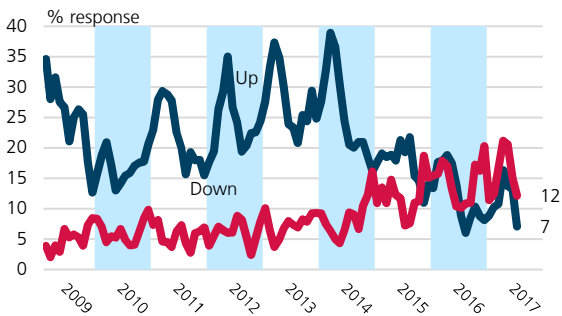
### 1. Business Barometer Index

Index (0-100)

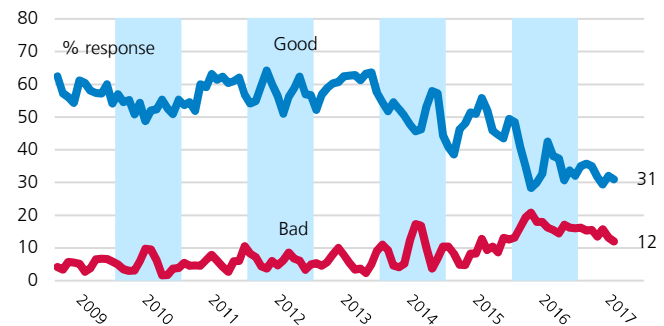


	Index	Mthly chg
Canada	60.7	↓ -0.2
Newfoundland & Lab	51.8	↗ 3.5
Prince Edward Is.	73.8	↗ 6.3
Nova Scotia	66.9	↗ 3.4
New Brunswick	63.9	↗ 0.3
Quebec	68.9	↗ 3.1
Ontario	59.5	↗ 1.5
Manitoba	68.9	↗ 1.8
Saskatchewan	50.0	↓ -1.8
Alberta	57.3	↓ -4.3
British Columbia	65.9	↓ -3.6

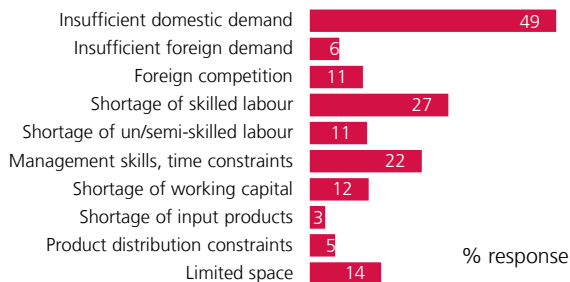
### 2. Full-time staffing intentions, next 3 months



### 3. General state of business health

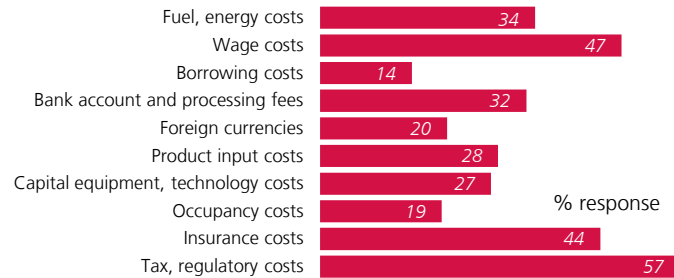


### 4. Limitations on sales or production growth\*



\* 12-month moving averages.

### 5. Major cost constraints\*



\* 12-month moving averages.

Ted Mallett, vice-president & chief economist, 416 222-8022  
 Andreea Bourgeois, senior analyst, 506 855-2526  
 Simon Gaudreault, director, economic affairs, Quebec, 514 861-3234



# Business Barometer®

## Alberta

July 2017

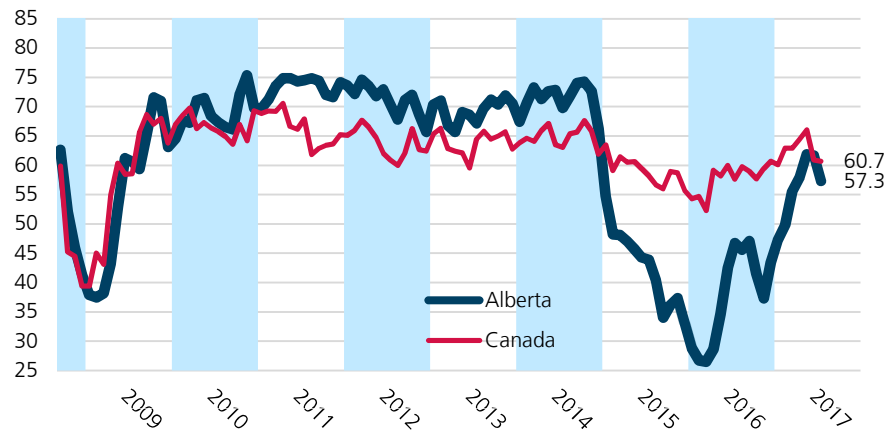
Optimism in Alberta dwindled in July. Its Business Barometer Index eased off by about four points to reach 57.3, several points below the national average. Short-term employment plans are still negative, but improving compared to the previous months. About 18 per cent of respondents are looking to cut back on staffing while 11 per cent are looking to hire. Similarly, a higher proportion of entrepreneurs see their firms in bad shape (25 per cent) than in good shape (20 per cent).

AB data presented as 2-mth moving averages

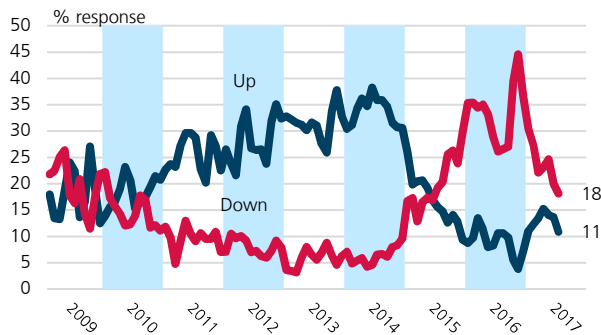
Resp= 198

### 1. Business Barometer Index

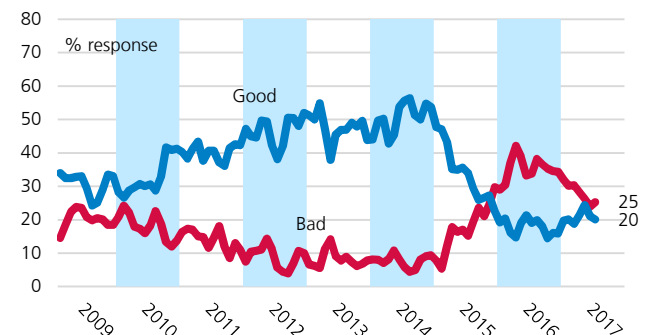
Index (0-100)



### 2. Full-time staffing intentions, next 3 months



### 3. General state of business health

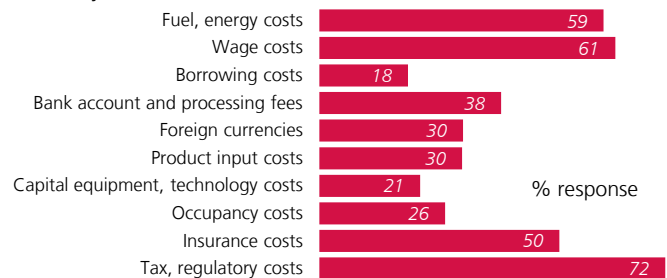


### 4. Limitations on sales or production growth\*



\* 12-month moving averages.

### 5. Major cost constraints\*



\* 12-month moving averages.

Ted Mallett, vice-president & chief economist, 416 222-8022  
 Andreea Bourgeois, senior analyst, 506 855-2526  
 Simon Gaudreault, director, economic affairs, Quebec, 514 861-3234

# Business Barometer®

## British Columbia

July 2017

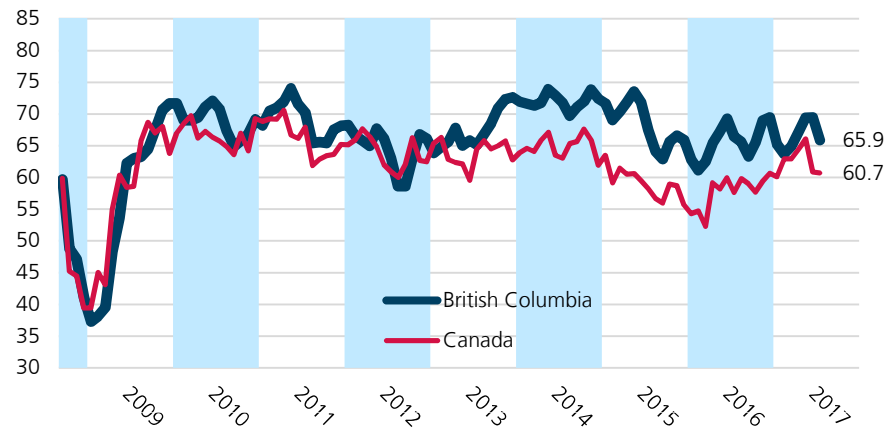
Optimism in British Columbia dipped back down in July. Its Business Barometer Index declined to 65.9, but is still several points above the national average. Short-term employment plans are among the strongest in the country with 23 per cent of owners planning to hire versus 8 per cent expecting to reduce personnel. About one-in-two business owners say their firms are in good shape while 5 per cent see their firms in poor shape—still very strong readings compared to the rest of the country.

BC data presented as 3-mth moving averages

Resp= 211

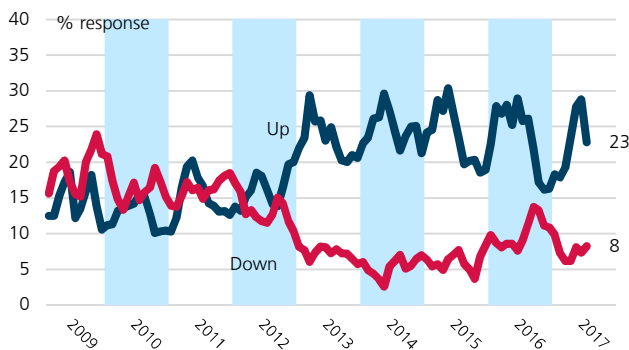
### 1. Business Barometer Index

Index (0-100)

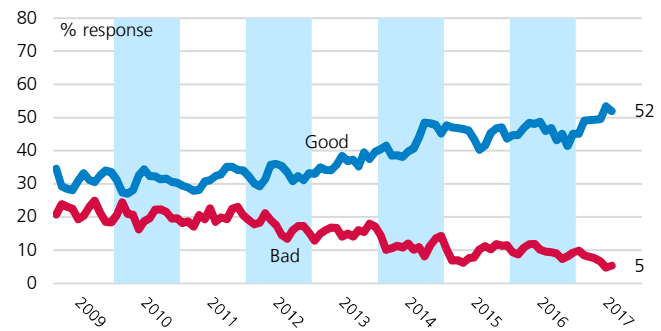


	Index	Mthly chg
Canada	60.7	↘ -0.2
Newfoundland & Lab	51.8	↗ 3.5
Prince Edward Is.	73.8	↗ 6.3
Nova Scotia	66.9	↗ 3.4
New Brunswick	63.9	↗ 0.3
Quebec	68.9	↗ 3.1
Ontario	59.5	↗ 1.5
Manitoba	68.9	↗ 1.8
Saskatchewan	50.0	↘ -1.8
Alberta	57.3	↘ -4.3
British Columbia	65.9	↘ -3.6

### 2. Full-time staffing intentions, next 3 months



### 3. General state of business health

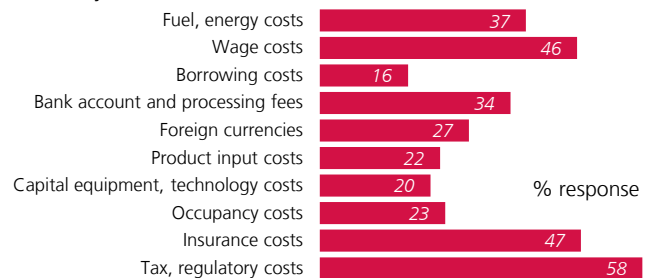


### 4. Limitations on sales or production growth\*



\* 12-month moving averages.

### 5. Major cost constraints\*



\* 12-month moving averages.

Ted Mallett, vice-president & chief economist, 416 222-8022

Andreea Bourgeois, senior analyst, 506 855-2526

Simon Gaudreault, director, economic affairs, Quebec, 514 861-3234